



# 2014 Annual Survey of Philippine Business and Industry WATER SUPPLY, SEWERAGE, WASTE MANAGEMENT AND REMEDIATION ACTIVITIES Final Results for National Capital Region (Total Employment of 20 and Over)



Philippine Statistics Authority-National Capital Region

Factsheet: 2014ASPBI-04

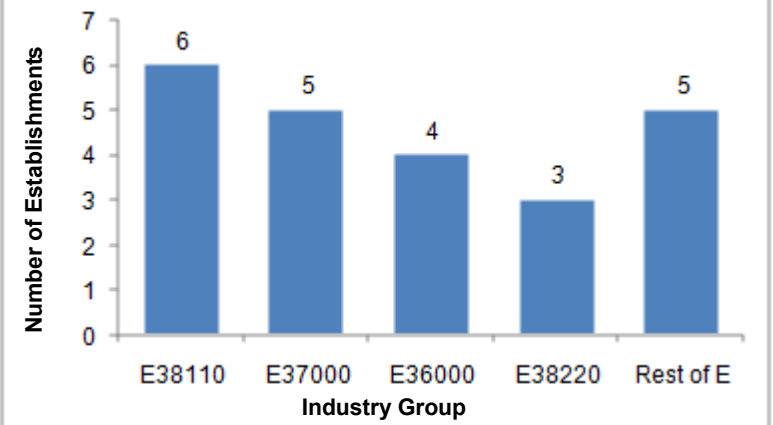
## Number of Establishments

A total of 23 establishments with total employment of 20 and over were covered in the 2014 Annual Survey of Philippine Business and Industry. Most of these establishments were engaged in the following industries:

- Collection of non-hazardous waste with 6 (26.1%) establishments;
- Sewerage with 5 (21.7%) each establishments;
- Water collection, treatment and supply with 4 (17.4%) establishments.

(Figure 1 shows the Number of Establishments by Industry Group)

Figure 1. Number of Establishments for Construction Establishments with Total Employment of 20 and Over, NCR: 2014



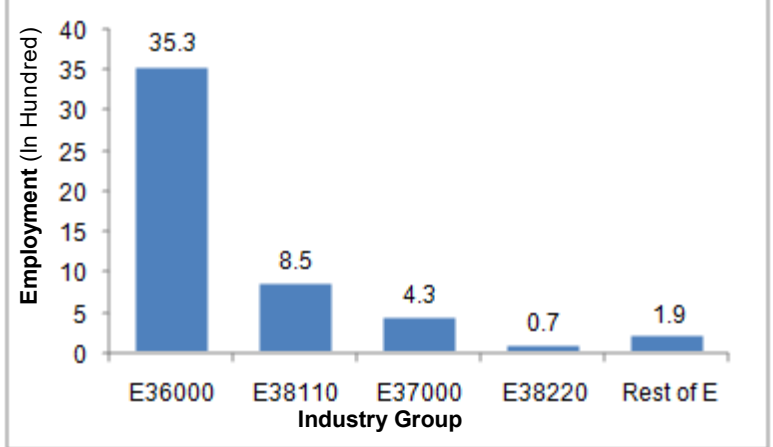
## Employment

Water supply, sewerage, waste management and remediation Establishment sector generated jobs for 5,069 workers in 2014. Majority of the workers were employed in the following industries:

- Water collection, treatment and supply employed a total of 3,530 (69.6%) workers;
- Collection of non-hazardous waste with 850 (16.8%) workers;
- Sewerage with 429 (8.5%) workers.

(Figure 2 shows the Employment by Industry Group)

Figure 2. Employed Persons for Construction Establishments with Total Employment of 20 and Over, NCR: 2014



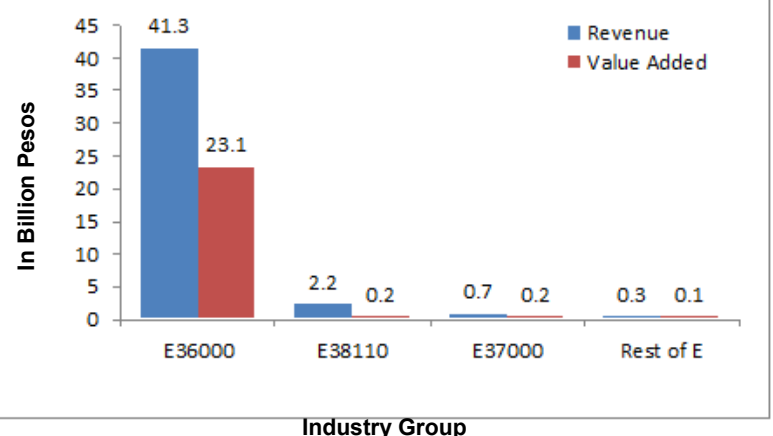
## Revenue and Value Added

Total revenue earned by the sector reached P44.5 billion in 2014. The sector generated value added of P23.6 billion. The top earners for the sector were the following industries:

- Water collection, treatment and supply with P41.3 billion (92.9%) and value added of P23.1 billion (98.0%);
- Collection of non-hazardous waste activities generated P2.2 billion (4.8%) revenue and value added of P0.2 billion (0.8%);
- Sewerage earned P0.7 million (1.6%) and generated value added of P0.2 million (0.8%).

(Figure 3 shows the Revenue and Value Added by Industry Group)

Figure 3. Revenue and Value Added for Construction Establishments with Total Employment of 20 and Over, NCR: 2014



**Table 1. Summary Statistics for Water Supply, Sewerage, Waste Management and Remediation Establishments with Total Employment of 20 and Over by Industry Group NCR: 2014**

(Value in thousand pesos. Details may not add-up to total due to rounding add/or statistical disclosure control)

2009 PSIC Code	Industry Description	Number of Establishments	Employment as of November 15		Total Compensation	Total Revenue
			Total	Paid Employees		
		(1)	(2)	(3)	(4)	(5)
<b>E</b>	<b>Water Supply; Sewerage, Waste Management and Remediation Activities</b>	<b>23</b>	<b>5,069</b>	<b>5,067</b>	<b>3,631,178</b>	<b>44,478,604</b>
E36000	Water collection, treatment and supply	4	3,530	3,530	3,382,117	41,311,045
E37000	Sewerage	5	429	427	109,113	714,729
E38110	Collection of non-hazardous waste	6	850	850	96,239	2,152,454
E38120	Collection of hazardous waste	S	S	S	S	S
E38220	Treatment and disposal of hazardous waste	3	73	73	20,411	100,576
E38300	Materials recovery	S	S	S	S	S
E39000	Remediation activities and other waste management services	S	S	S	S	-


2009 PSIC Code	Industry Description	Total Cost	Value Added	Gross Additions to Fixed Assets	Change in Value of Inventories	Value of Output	Subsidies
<b>E</b>	<b>Water Supply; Sewerage, Waste Management and Remediation Activities</b>	<b>31,844,728</b>	<b>23,574,877</b>	<b>131,980</b>	<b>66,432</b>	<b>23,574,877</b>	-
E36000	Water collection, treatment and supply	29,424,209	23,103,799	128,126	66,813	23,103,799	-
E37000	Sewerage	678,140	177,526	3,067	(27)	177,526	-
E38110	Collection of non-hazardous waste	1,443,570	194,663	(743)	(1,853)	194,663	-
E38120	Collection of hazardous waste	S	S	S	S	S	-
E38220	Treatment and disposal of hazardous	99,017	50,909	-	(1,768)	50,909	-
E38300	Materials recovery	S	S	S	S	S	-
E39000	Remediation activities and other waste management services	-	S	-	-	S	-

Source: 2014 Annual Survey of Philippine Business and Industry (Final Results), PSA

Note: PSIC- Philippine Standard and Industrial Classification

s- suppressed data to avoid disclosure of individual establishment's data

"-" zero



For more inquiries, please contact:

**Mr. PACIANO B. DIZON**  
 OIC-Regional Director, PSA-NCR  
 E-mail: [psa.ncr.rssso@gmail.com](mailto:psa.ncr.rssso@gmail.com)

For more information, please visit our website at:

<http://www.psa.gov.ph>  
<http://rssoncr.psa.gov.ph>