



# 2014 Annual Survey of Philippine Business and Industry

## CONSTRUCTION

### Final Results for NCR (Total Employment of 20 and Over)



Philippine Statistics Authority-National Capital Region

Factsheet: 2014ASPBI-10

#### Number of Establishments

A total of 593 establishments with total employment of 20 and over were covered in the 2014 Annual Survey of Philippine Business and Industry. Most of these establishments were engaged in the following industries:

- Non-residential building constructions with 136 (22.9%) establishments;
- Construction of roads and railways with 91 (15.3%) establishments.
- Electrical Installation with 105 (17.7%) establishments;

(Figure 1 shows the Number of Establishments by Industry Group)

#### Employment

Construction Establishment sector generated jobs for 185,572 workers in 2014. Majority of the workers were employed in the following industries:

- Non-residential building constructions with 63,137 (34.0%) workers;
- Construction of roads and railways employed a total of 55,434 (29.9%) workers;
- Electrical Installation with 19,292 (10.4%) workers.

(Figure 2 shows the Employment by Industry Group)

#### Value of Output

Value of output produced by construction establishments with total employment of 20 and over amounted to P245.4 billion in 2014. The following industries generated the highest value of output:

- Non-residential building constructions with value of output amounting to P98.9 billion (40.3 %);
- Construction of roads and railways with P65.1 billion (26.5%);
- Residential (dwelling) building constructions with P23.0 billion (9.4%).

(Figure 3 shows the Value of Output by Industry Group)

#### Gross Addition to Fixed Assets

Gross addition to fixed assets of construction establishment with total employment of 20 and over reached P4.9 billion. The following industries recorded the highest gross addition to fixed assets:

- Non-residential building constructions with P2.7 billion (54.5%);
- Construction of roads and railways with P1.7 billion (34.4%);
- Residential (dwelling) building constructions with P0.1 billion (2.8%).

(Figure 4 shows the Gross Addition to fixed assets by Industry Group)

Figure 1. Number of Establishments for Construction Establishments with Total Employment of 20 and Over, NCR: 2014

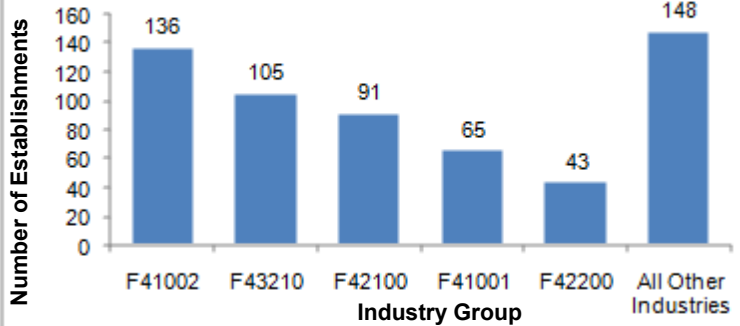


Figure 2. Employed Persons for Construction Establishments with Total Employment of 20 and Over, NCR: 2014

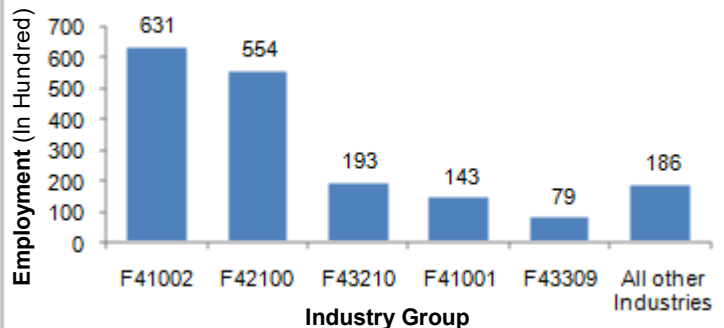


Figure 3. Revenue and Value Added for Construction Establishments with Total Employment of 20 and Over, NCR: 2014

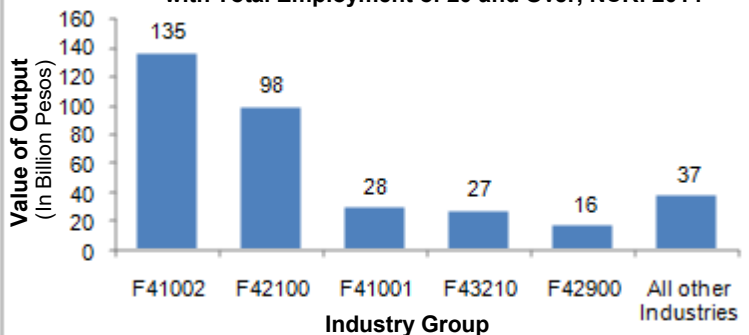
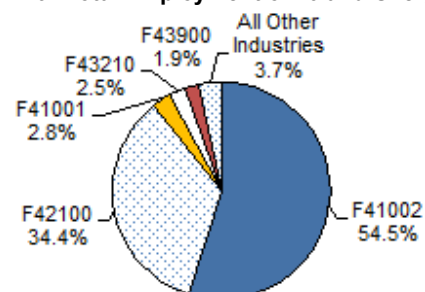


Figure 4. Gross Addition to Fixed Assets for Construction Establishments with Total Employment of 20 and Over, NCR: 2014



**Table 1. Summary Statistics for Construction Establishments with Total Employment of 20 and Over by Industry Group**  
**NCR: 2014** (Value in thousand pesos. Details may not add-up to total due to rounding add/or statistical disclosure control)

2009 PSIC Code	Industry Description	Number of Establishment s	Employment as of November 15		Total Compensation	Total Revenue
			Total	Paid Employees		
		(1)	(2)	(3)	(4)	(5)
<b>F</b>	<b>CONSTRUCTION</b>	<b>593</b>	<b>185,298</b>	<b>185,502</b>	<b>50,677,591</b>	<b>250,486,549</b>
F41001	Residential (dwelling building constructions)	65	14,298	14,282	2,628,464	23,440,335
F41002	Non-residential building constructions	136	63,137	63,122	15,626,123	100,801,997
F42100	Construction of roads and railways	91	55,434	55,434	21,696,193	66,065,264
F42200	Construction of utility projects	43	5,967	5,965	1,612,491	7,230,742
F42900	Construction of other civil engineering projects	30	6,697	6,697	1,343,660	12,022,446
F43120	Site preparation	S	S	S	S	S
F43210	Electrical Installation	105	19,292	19,287	4,295,208	20,247,092
F43220	Plumbing, heat and air-conditioning installation	35	3,802	3,799	860,672	4,167,745
F43290	Other construction installation	23	3,324	3,321	756,198	6,571,186
F43301	Painting and related work	9	1,988	1,988	228,176	1,996,357
F43302	Floor and wall tiling or covering with other material	S	S	S	S	S
F43303	Carpentry	S	S	S	S	S
F43309	Other building completion and finishing activities	23	7,891	7,891	911,011	3,611,303
F43900	Other specialized construction activities	28	2,772	2,747	449,446	2,950,408

2009 PSIC Code	Industry Description	Total Cost	Value Added	Gross Additions to Fixed Assets	Change in Inventories	Value of Output	Subsidies
<b>F</b>	<b>CONSTRUCTION</b>	<b>229,103,425</b>	<b>92,570,810</b>	<b>4,926,999</b>	<b>2,003,604</b>	<b>245,432,840</b>	5,000
F41001	Residential (dwelling building constructions)	22,553,821	4,870,585	139,255	(85,089)	23,026,142	5,000
F41002	Non-residential building constructions	92,028,560	34,150,811	2,687,511	1,133,120	98,876,789	-
F42100	Construction of roads and railways	61,304,972	32,197,361	1,696,926	1,046,352	65,059,704	-
F42200	Construction of utility projects	6,769,109	2,913,572	59,683	36,243	6,934,548	-
F42900	Construction of other civil engineering projects	10,026,553	4,159,775	22,929	(394,861)	11,409,560	-
F43120	Site preparation	S	S	S	S	S	-
F43210	Electrical Installation	19,281,936	6,599,377	121,066	(87,869)	20,062,123	-
F43220	Plumbing, heat and air-conditioning installation	3,662,519	1,516,976	3,762	6,606	4,167,113	-
F43290	Other construction installation	3,569,045	3,553,953	76,385	292,519	6,023,728	-
F43301	Painting and related work	2,098,224	276,261	-	9,068	1,995,608	-
F43302	Floor and wall tiling or covering with other material	S	S	S	S	S	-
F43303	Carpentry	S	S	S	S	S	-
F43309	Other building completion and finishing activities	3,501,698	1,172,395	6,597	(3,547)	3,581,933	-
F43900	Other specialized construction activities	2,920,644	825,370	93,069	30,657	2,920,498	-

Source: 2014 Annual Survey of Philippine Business and Industry (Final Results), PSA

Note: PSIC- Philippine Standard and Industrial Classification

s- suppressed data to avoid disclosure of individual establishment's data

"-" zero

)- Data combined



For more inquiries, please contact:

**MR. PACIANO B. DIZON**  
 OIC-Regional Director, PSA-NCR  
 E-mail: [psa.ncr.rso@gmail.com](mailto:psa.ncr.rso@gmail.com)

For more information, please visit our website at:

<http://www.psa.gov.ph>  
<http://rssoncr.psa.gov.ph>