



2014 Annual Survey of Philippine Business and Industry HUMAN HEALTH AND SOCIAL WORK ACTIVITIES Final Results for NCR (Total Employment of 20 and Over)

Philippine Statistics Authority-National Capital Region

Factsheet: 2014ASPBI-01

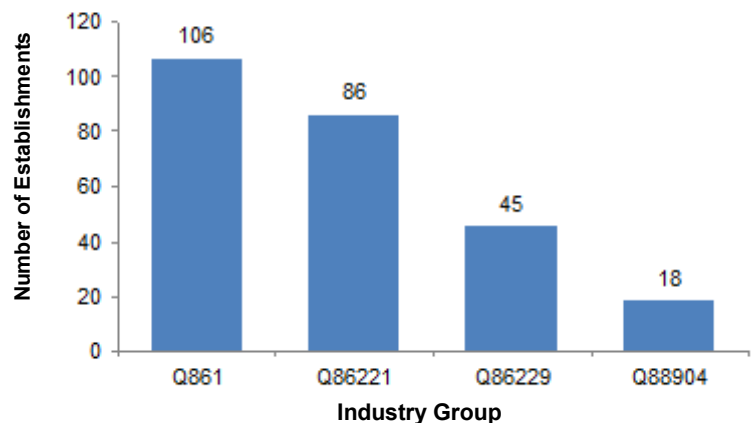
Number of Establishments

A total of 302 establishments were engaged in Human Health and Social Work Activities in 2014. The sector was dominated by the following industries in terms of number of establishments:

- Private general hospitals activities with 106 (35.1%) establishments;
- Private medical activities with 86 (28.5%) establishments;
- Private medical, dental and other health activities, n.e.c with 45 (14.9%) establishments.

(Figure 1 shows the Number of Establishments by Industry Group)

Figure 1. Number of Establishments for Human Health and Social Work Establishments with Total Employment of 20 and Over NCR: 2014



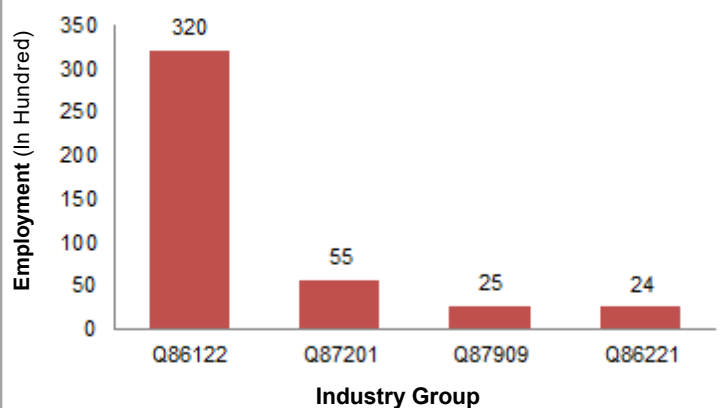
Employment

Human health and social work activities sector generated jobs for 44,810 workers in 2014. The following industries were the top employers:

- Private sanitarium and other similar activities with 31,993 (71.4%) workers;
- Rehabilitation of people addicted to drugs or alcohol with 5,490 (12.3%) workers;
- Other residential care activities, n.e.c with 2,476 (5.5%) workers.

(Figure 2 shows the Employment by Industry Group)

Figure 2. Employed Persons for Human Health and Social Work Establishments with Total Employment of 20 and Over, NCR: 2014



Revenue and Value Added

Total revenue earned by the sector reached P64.3 billion in 2014. The sector generated value added of P28.4 billion. The top earners for the sector were the following industries:

- Private General hospital activities generated the highest revenue with P43.6 billion (67.7%) and value added of P20.8 billion (73.4%);
- Private Medical activities generated P10.1 billion (15.7%) revenue and value added of P3.0 billion (10.5%);
- Charitable activities earned P5.4 billion (8.4%) and generated value added of P2.0 billion (6.9%).

(Figure 3 shows the Revenue and Value Added by Industry Group)

Figure 3. Revenue and Value Added for Human Health and Social Work Establishments with Total Employment of 20 and Over NCR: 2014

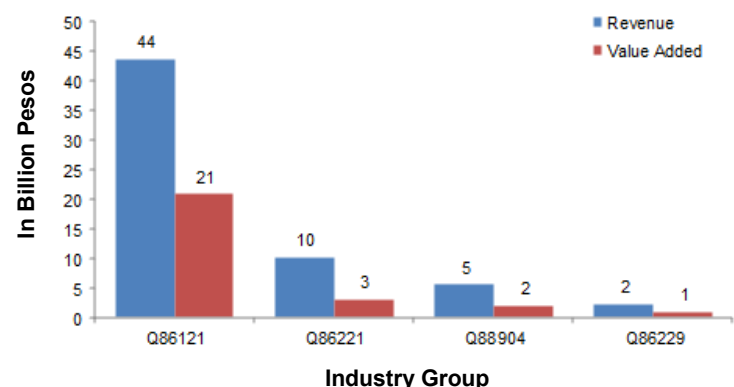


Table 1. Summary Statistics for Human Health and Work Activities Establishments with Total Employment of 20 and Over by Industry Group, NCR: 2014 (Value in thousand pesos. Details may not add-up to total due to rounding add/or statistical disclosure control)

2009 PSIC Code	Industry Description	Number of Establishment	Employment as of November 15		Total Income	Total Expense
			Total	Paid Employees		
		(1)	(2)	(3)	(4)	(5)
Q	HUMAN HEALTH AND SOCIAL WORK ACTIVITIES	302	44,810	44,542	64,342,955	56,749,783
Q86121	Private general hospitals activities	106	31,993	31,981	43,585,029	37,844,699
Q86122	Private sanitaria and other similar activities	s	s	s	s	s
Q86123	Private mental health and substance abuse hospitals	s	s	s	s	s
Q86221	Private medical activities	86	5,490	5,433	10,113,739	9,372,479
Q86222	Private dental and laboratory services	9	180	112	38,001	22,459
Q86229	Private medical, dental and other health activities, n.e.c.	45	2,364	2,357	2,200,988	2,013,535
Q86900	Other human health activities	6	424	424	710,546	408,465
Q87100	Residential nursing care facilities	s	s	s	s	s
Q87201	Rehabilitation of people addicted to drugs or alcohol	s	s	s	s	s
Q87202	Caring for the mentally and physically handicapped	3	279	271	144,175	129,509
Q87901	Child care services	8	587	587	1,000,217	1,016,681
Q87903	Caring for the aged and orphans	3	267	237	92,752	90,156
Q87909	Other residential care activities, n.e.c.					
Q88101	Welfare and guidance counseling activities (elderly and disabled)	1	53	53	41,813	39,702
Q88103	Vocational rehabilitation and habilitation activities for disabled adults	2	64	52	53,552	38,420
Q88901	Welfare and guidance counseling activities for children and adolescents	3	116	116	119,012	120,194
Q88902	Child-care activities (including for the handicapped)					
Q88904	Charitable activities	18	2,476	2,447	5,436,630	4,811,472
Q88909	Other social work activities without accommodation, n.e.c.	7	199	172	445,208	601,149


2009 PSIC Code	Industry Description	Total cost	Value Added	Gross additional to fixed assets	Change in inventories	Subsidies
		(6)	(7)	(8)	(9)	(10)
Q	HUMAN HEALTH AND SOCIAL WORK ACTIVITIES	13,338,164	28,362,176	4,014,590	178,915	-
Q86121	Private general hospitals activities	9,833,803	20,816,960	3,337,332	191,853	-
Q86122	Private sanitaria and other similar activities	s	s	s	s	S
Q86123	Private mental health and substance abuse hospitals	s	s	s	s	S
Q86221	Private medical activities	1,519,172	2,971,737	528,242	(24,872)	-
Q86222	Private dental and laboratory services	18,579	34,746	-	-	-
Q86229	Private medical, dental and other health activities, n.e.c.	624,606	906,087	111,656	20,652	-
Q86900	Other human health activities	119,514	440,837	-	(764)	-
Q87100	Residential nursing care facilities	s	s	s	s	S
Q87201	Rehabilitation of people addicted to drugs or alcohol	s	s	s	s	S
Q87202	Caring for the mentally and physically handicapped	52,180	84,417	15,141	-	-
Q87901	Child care services	84,982	703,299	2,734	-	-
Q87903	Caring for the aged and orphans	39,847	49,604	-	-	-
Q87909	Other residential care activities, n.e.c.					
Q88101	Welfare and guidance counseling activities (elderly and disabled)	26,911	33,554	-	271	-
Q88103	Vocational rehabilitation and habilitation activities for disabled adults	2,721	49,860	-	-	-
Q88901	Welfare and guidance counseling activities for children and adolescents	27,412	32,690	-	-	-
Q88902	Child-care activities (including for the handicapped)					
Q88904	Charitable activities	828,263	1,968,812	2,815	(8,162)	-
Q88909	Other social work activities without accommodation, n.e.c.	64,944	43,027	4,797	-	-

Source: 2014 Annual Survey of Philippine Business and Industry (Final Results), PSA

Note: PSIC- Philippine Standard and Industrial Classification

)- Data combined

s- suppressed data to avoid disclosure of individual establishment's data



For more inquiries, please contact:

Mr. PACIANO B. DIZON
 OIC-Regional Director, PSA-NCR
 E-mail: psa.ncr.rssd@gmail.com

For more information, please visit our website at:

<http://www.psa.gov.ph>
<http://rssoncr.psa.gov.ph>