



2014 Annual Survey of Philippine Business and Industry

INFORMATION AND COMMUNICATION

Final Results for NCR (Total Employment of 20 and Over)

Philippine Statistics Authority-National Capital Region

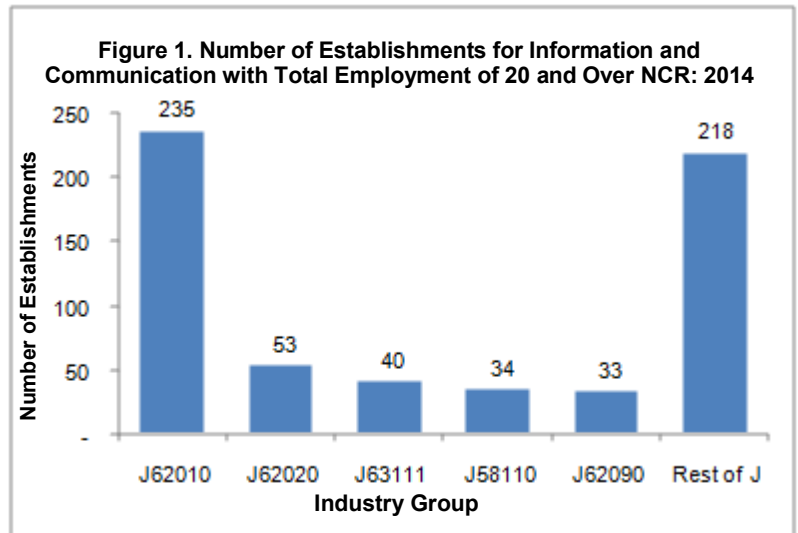
Factsheet: 2014ASPBI-13

Number of Establishments

A total of 617 establishments were engaged in Information and Communication Establishments in 2014. The sector was dominated by the following industries in terms of number of establishments:

- Computer programming activities with 235 (38.1%) establishments;
- Computer consultancy and computer facilities management with 53 (8.6%) establishments;
- Data processing with 40 (6.5%) establishments.

(Figure 1 shows the Number of Establishments by Industry Group)

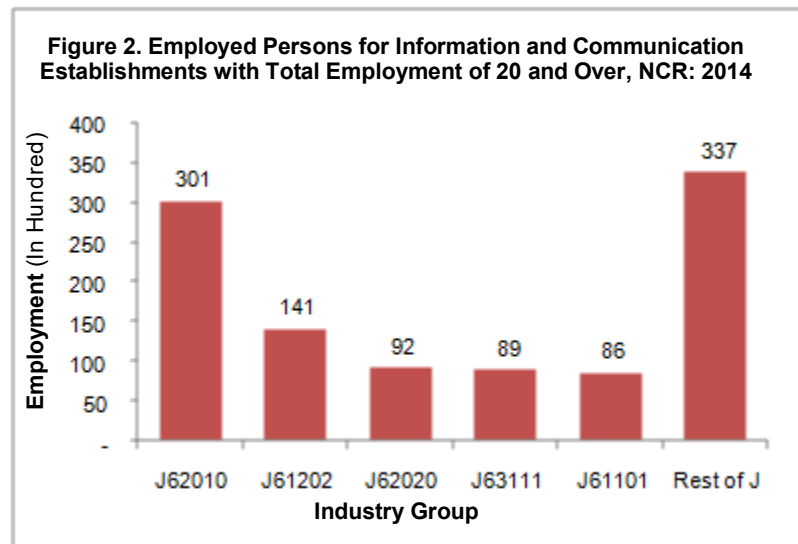


Employment

Information and Communication Establishment sector generated jobs for 100,839 workers in 2014. Majority of the workers were employed in the following industries:

- Computer programming activities employed a total of 30,096 (28.7%) workers;
- Mobile telecommunication services with 14,056 (13.4%) workers;
- Computer consultancy and computer facilities management with 9,158 (8.7%) workers.

(Figure 2 shows the Employment by Industry Group)



Revenue and Value Added

Total revenue earned by the sector reached ₱484.2 billion in 2014. The sector generated value added of ₱207.2 billion. The top earners for the sector were the following industries:

- Mobile telecommunication services with 206.0 billion (42.5%) revenue and value added of ₱86.3 billion (41.6%);
- Wired (landline) services with 97.1 billion (20.0%) revenue and value added of ₱37.7 billion (18.2%);
- Computer programming activities generated ₱50.8 billion (10.5%) revenue and value added of ₱29.3 billion (14.2%).

(Figure 3 shows the Revenue and Value Added by Industry Group)

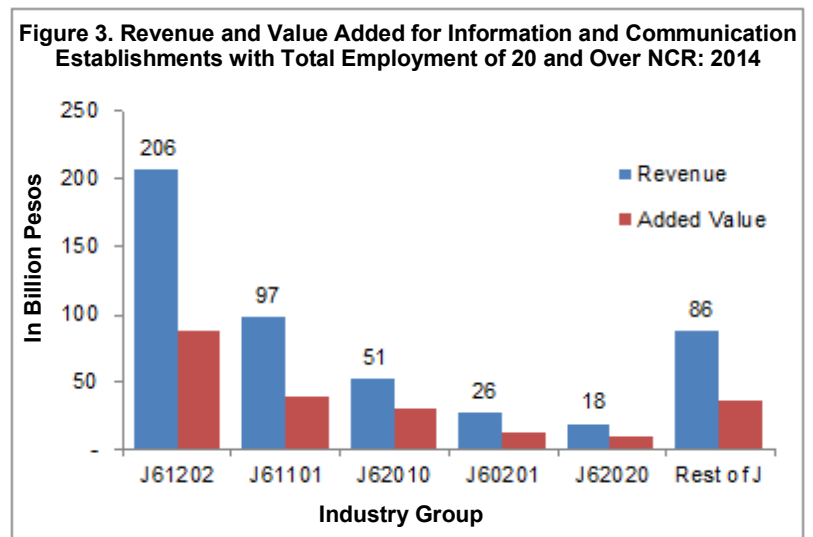


Table 1. Summary Statistics for Information and Communication Establishments with Total Employment of 20 and Over by Industry Group NCR: 2014 (Value in thousand pesos. Details may not add-up to total due to rounding add/or statistical disclosure control)

2009 PSIC Code	Industry Description	Number of Establishments (1)	Employment as of November 15		Total Compensation (5)	Total Revenue (4)
			Total (2)	Paid Employees (3)		
J	INFORMATION AND COMMUNICATION	617	104,941	104,668	67,531,302	484,226,901
J58110	Book publishing	34	2,533	2,531	727,459	5,212,126
J58120	Publishing of directories and mailing lists	s	s	s	s	s
J58130	Publishing of newspapers, journals and periodicals	31	4,800	4,785	2,373,502	10,827,181
J58190	Other publishing activities	5	372	372	117,556	341,875
J58200	Software publishing	7	699	692	1,148,085	4,414,974
J59110	Motion picture, video and television programme activities	9	653	640	395,778	3,219,374
J59120	Motion picture, video and television programme post-production activities	9	1,145	1,145	309,183	802,985
J59140	Motion picture projection activities	17	847	847	171,566	2,539,122
J59201	Sound recording activities	3	107	107	71,806	256,762
J59202	Publishing of music	s	s	s	s	s
J60101	Radio broadcasting and relay station and studios	22	1,098	1,097	387,224	2,426,489
J60201	Television broadcasting and relay stations and studios including closed circuit television services	10	7,360	7,360	5,348,985	26,028,141
J60202	Television program production	6	348	348	468,388	2,627,656
J61101	Wired (landline) services	7	8,569	8,569	11,641,930	97,071,246
J61102	Wired internet access service activities (e.g. dsl, leased line, dial-up)	3	1,127	1,127	271,842	1,878,537
J61109	Other wired telecommunications activities	6	952	952	401,007	1,907,793
J61202	Mobile telecommunications services	6	14,056	14,056	9,521,083	205,993,190
J61203	Wireless internet access services (e.g. internet service provider, broadband)	14	824	824	326,821	11,803,424
J61209	Other wireless telecommunication services, n.e.c.	3	619	619	264,337	952,101
J61300	Satellite telecommunications activities	21	2,503	2,503	1,889,968	13,691,967
J61902	Internet access in facilities open to the public service activities	s	s	s	s	s
J61909	Other telecommunications service activities, n.e.c.	22	2,284	2,284	1,373,247	5,058,561
J62010	Computer programming activities	235	30,096	30,001	19,683,406	50,761,439
J62020	Computer consultancy and computer facilities management activities	53	9,158	9,022	4,722,794	17,644,210
J62090	Other information technology and computer service activities	33	3,830	3,827	1,574,138	6,199,414
J63111	Data processing	40	8,932	8,931	3,187,757	7,670,889
J63112	Website hosting services	7	341	341	94,321	155,920
J63113	Application hosting services	4	525	525	248,857	1,390,752
J63990	Other information service activities, n.e.c.	6	733	733	563,601	2,290,464

concluded

2009 PSIC Code	Industry Description	Total Cost	Value Added	Gross Additions to Fixed Assets	Change in Inventories	Subsidies
		(1)	(2)	(3)	(5)	(4)
J	INFORMATION AND COMMUNICA- TION	387,764,080	207,222,635	61,304,023	(1,804,629)	197,832
J58110	Book publishing	4,671,979	1,547,242	7,344,840	103,067	-
J58120	Publishing of directories and mailing lists	s	s	411,538	56,041	-
J58130	Publishing of newspapers, journals and periodicals	9,395,494	4,139,541	49,584	(2,206)	-
J58190	Other publishing activities	296,444	173,209	410	-	-
J58200	Software publishing	4,303,969	1,376,797	512,607	5,371	-
J59110	Motion picture, video and television programme activities	2,808,711	810,797	43,493,392	(365,935)	-
J59120	Motion picture, video and television programme post-production activities	797,786	366,024	372,776	(240)	-
J59140	Motion picture projection activities	1,782,572	1,380,334	19,566	11,576	-
J59201	Sound recording activities	218,668	132,956	-	-	-
J59202	Publishing of music	s	s	s	s	s
J60101	Radio broadcasting and relay station and studios	1,903,463	1,066,286	3,436,767	12,771	-
J60201	Television broadcasting and relay stations and studios including closed circuit television services	24,573,914	10,699,222	51,888	109	-
J60202	Television program production	2,036,658	1,109,053	631,711	(94,394)	-
J61101	Wired (landline) services	64,925,480	37,735,763	629	-	-
J61102	Wired internet access service activities (e.g. dsl, leased line, dial-up)	1,031,675	1,410,614	1,709,279	(177,235)	-
J61109	Other wired telecommunications activities	1,452,483	1,129,966	78,349	(1,930)	-
J61202	Mobile telecommunications services	162,978,696	86,263,026	3,435	-	-
J61203	Wireless internet access services (e.g. internet service provider, broadband)	11,368,980	1,676,625	s	s	s
J61209	Other wireless telecommunication services, n.e.c.	662,112	556,089	31,160	(39,595)	15,091
J61300	Satellite telecommunications activities	13,092,934	5,822,689	42	(243)	-
J61902	Internet access in facilities open to the public service activities	s	s	131,701	(62,118)	-
J61909	Other telecommunications service activities, n.e.c.	4,613,616	1,990,761	53,654	(622)	-
J62010	Computer programming activities	44,349,540	29,338,307	22,059	-	-
J62020	Computer consultancy and computer facilities management activities	15,148,557	8,240,551	814,959	108	-
J62090	Other information technology and computer service activities	4,946,337	3,069,154	32,245	134	-
J63111	Data processing	6,075,743	4,155,652	1,696,146	-	182,741
J63112	Website hosting services	129,258	129,328	10,497	(1,159,810)	-
J63113	Application hosting services	1,053,370	631,455	369,165	(29,015)	-
J63990	Other information service activities, n.e.c.	2,135,277	1,907,734	s	s	s

Source: 2014 Census of Philippine Business and Industry (Final Results), PSA

Note: PSIC - Philippine Standard and Industrial Classification

s- suppressed data to avoid disclosure of individual establishment's data

"-" zero

)- Data combined



For more inquiries, please contact:

Mr. PACIANO B. DIZON
OIC-Regional Director, PSA-NCR
E-mail: psa.ncr.rso@gmail.com
Tel. No.: (02) 714-1721/ (02)716-4921

For more information, please visit our websites at:
<http://www.psa.gov.ph> <http://nso-ncr.ph>