

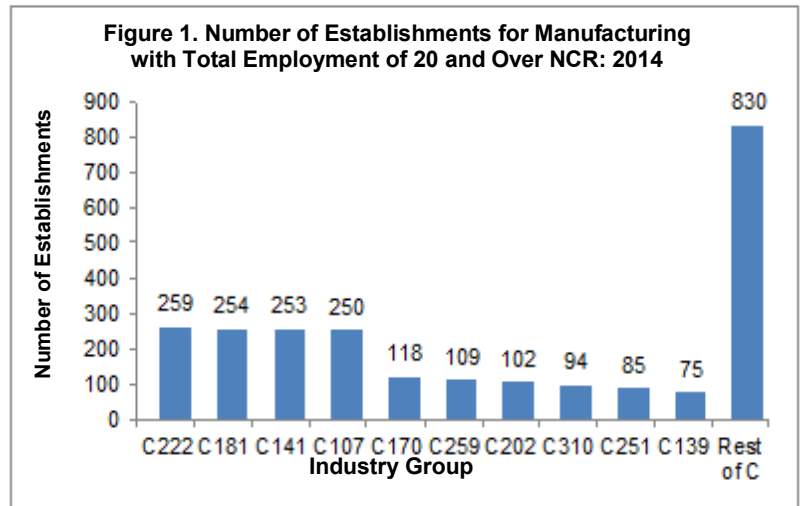


Number of Establishments

A total of 2,509 establishments were engaged in Manufacturing Establishments in 2014. The sector was dominated by the following industries in terms of number of establishments:

- Manufacture of plastic products activities with 259 (10.3%) establishments;
- Printing and service activities related to printing with 254 (10.1%) establishments, same as the percentage of;
- Manufacture of wearing apparel, except fur apparel activities with 253 (10.1%) establishments.

(Figure 1 shows the Number of Establishments by Industry Group)

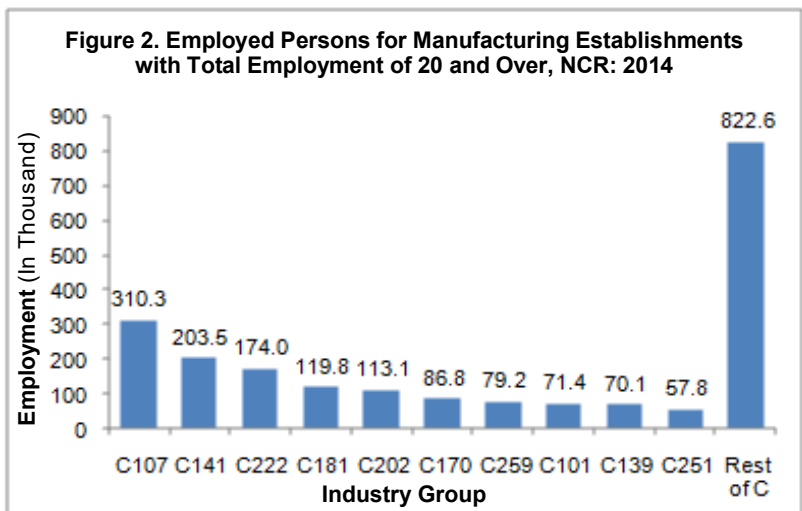


Employment

Manufacturing Establishment sector generated jobs for 217,241 workers in 2014. Majority of the workers were employed in the following industries:

- Manufacture of other food products activities employed a total of 31,027 (14.3%) workers;
- Manufacture of plastic products with 20,351 (9.4%) workers;
- Manufacture of wearing apparel, except fur apparel with 17,401 (8.0%) workers.

(Figure 2 shows the Employment by Industry Group)



Revenue and Value Added

Total revenue earned by the sector reached P902.8 billion in 2014. The sector generated value added of P270.0 billion. The top earners for the sector were the following industries:

- Manufacture of tobacco products with P107.2 billion (11.9%) revenue and value added of P76.2 billion (28.2%);
- Manufacture of other chemical products, n.e.c activities generated P105.4 billion (11.7%) revenue and value added of P30.1 billion (11.2%);
- Manufacture of other food products earned P93.3 billion (10.3%) revenue and generated value added of P21.3 billion (7.9%).

(Figure 3 shows the Revenue and Value Added by Industry Group)

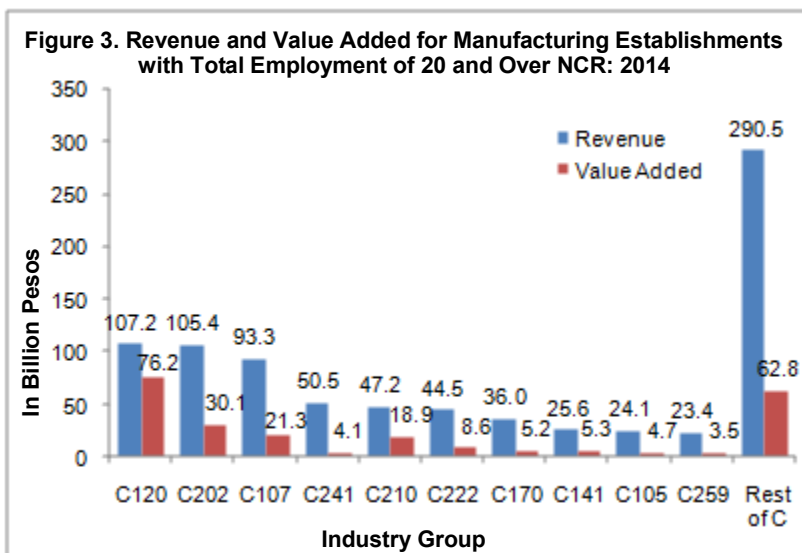


Table 1. Summary Statistics for Manufacturing Establishments with Total Employment of 20 and Over by Industry Group
NCR: 2014 (Value in thousand pesos. Details may not add-up to total due to rounding add/or statistical disclosure control)

2009 PSIC Code	Industry Description	Number of Establishments	Employment as of November 15		Total Compensation	Total Revenue
			Total	Paid Employees		
			(1)	(2)		
C	MANUFACTURING	2,509	217,241	216,752	71,540,688	902,780,690
C101	Processing and preserving of meat	22	5,171	5,169	1,079,352	19,443,140
C102	Processing and preserving of fish, crustaceans and mollusks	23	2,017	2,009	418,411	6,784,686
C103	Processing and preserving of fruits and vegetables	30	4,475	4,475	787,592	9,714,689
C104	Manufacture of vegetables and animal oils and fats	10	964	964	475,915	19,276,250
C105	Manufacture of dairy products	12	1,531	1,531	1,443,271	24,103,015
C106	Manufacture of grain mill products, starches and starch products	8	1,363	1,363	798,046	19,934,104
C107	Manufacture of other food products	250	31,027	31,018	10,421,575	93,279,190
C108	Manufacture of prepared animal feeds	3	500	500	219,716	7,909,406
C110	Manufacture of beverages	16	654	654	154,996	1,840,470
C120	Manufacture of tobacco products	3	2147	2147	6491816	107173900
C131	Spinning, weaving and finishing of textiles	24	2,048	2,041	419,105	2,955,881
C139	Manufacture of other textiles	75	7,141	7,130	1,162,282	9,347,084
C141	Manufacture of wearing apparel, except fur apparel	253	17,401	17,298	2,892,707	25,627,986
C142	Custom tailoring and dressmaking	25	1,678	1,656	169,825	571,465
C143	Apparel	15	1,496	1,490	399,124	2,266,655
C151	Tanning and dressing of leather; manufacture of luggage and handbags	30	1,560	1,531	167,947	1,216,805
C152	Manufacture of footwear	43	2,154	2,085	275,249	1,672,169
C161	Sawmilling and planing of wood	3	104	99	11,722	184,325
C162	Manufacture of products of wood, cork, straw and plaiting materials	30	1,346	1,304	212,273	1,455,800
C170	Manufacture of paper and paper products	118	11,308	11,303	2,211,040	36,037,509
C181	Printing and service activities related to printing	254	11,983	11,983	2,075,751	20,228,601
C182	Reproduction of recorded media	S	S	S	S	S
C192	Manufacture of refined petroleum products	7	432	427	78,520	1,813,457
C201	Manufacture of basic chemicals	41	2601	2587	1,199,821	18,679,097
C202	Manufacture of other chemical products, n.e.c.	102	8,681	8,676	4,840,137	105,438,197
C203	Manufacture of man-made fibers	S	S	S	S	S
C210	Manufacture of pharmaceuticals, medicinal chemical and botanical products	31	5415	5393	5327287	47204816
C221	Manufacture of rubber products	37	2,464	2,455	736,431	4,337,169
C222	Manufacture of plastic products	259	20,351	20,321	4,117,897	44,460,702
C231	Manufacture of glass and glass products	25	1,499	1,499	445,837	5,396,807
C239	Manufacture of non-metallic mineral products, n.e.c.	38	2,809	2,808	531,200	6,494,455
C241	Manufacture of basic iron and steel	66	5,249	5,246	1,665,611	50,540,564
C242	Manufacture of basic precious and other non-ferrous metals	4	179	179	27,002	218,990
C243	Casting of metals	16	765	765	177,316	1,221,089
C251	Manufacture of structural metal products, tanks, reservoirs and steam generators	85	5782	5782	1,271,239	9,815,529
C252	Manufacture of weapons and ammunition	3	754	754	470,317	2,277,308
C259	Manufacture of other fabricated metal products; metal working service activities	109	7924	7907	1,701,780	23,441,839
C261	Manufacture of electronic components	15	7,012	7,012	3,729,306	18,424,780
C262	Manufacture of computers peripheral equipment and accessories	3	228	228	58,686	422,226
C264	Manufacture of consumer electronics	6				
C265	Manufacture of measuring, testing, navigating and control equipment; watches and clocks; Manufacture of optical instruments and photographic equipment	4	598	598	104,986	791,272
C267						
C268	Manufacture of magnetic and optical media	S	S	S	S	S
C271	Manufacture of electric motors, generators, transformers and electricity distribution and control apparatus	16	994	993	294,977	1,716,644
C272	Manufacture of batteries and accumulators	3	1504	1504	834,083	8,973,751
C273	Manufacture of wiring and wiring devices	14	857	852	298,968	5,986,807
C274	Manufacture of electric lighting equipment	6	255	255	57,175	492,613.00
C275	Manufacture of domestic appliances					

concluded

2009 PSIC Code	Industry Description	Number of Establishments	Employment as of November 15		Total Compensation	Total Revenue
			Total	Paid Employees		
			(1)	(2)		
C279	Manufacture of other electrical equipment	5	357	357	80,475	419,709
C281	Manufacture of general purpose machinery	11	805	805	300,965	2,933,905
C282	Manufacture of special purpose machinery	21	1,282	1,282	288,254	1,837,654
C291	Manufacture of motor vehicles	14	1,376	1,360	793,864	14,335,980
C292	Manufacture of bodies (coachwork) for motor vehicles; manufacture of trailers and semi-trailers	5	567	567	162,655	1,203,446
C293	Manufacture of parts and accessories for motor vehicles	22	2,231	2,226	516,844	12,012,611
C303	Manufacture of air and spacecraft and related machinery	3	2,661	2,661	2,397,861	6,933,332
C309	Manufacture of assembling parts of motorcycle	8	1,256	1,255	411,028	11,040,822
C310	Manufacture of furniture	94	5,292	5,285	916,176	8,713,021
C321	Manufacture of jewelry, bijouterie and related articles	9	435	434	57,225	157,427
C323	Manufacture of sports goods	3	1,342	1,342	443,180	1,384,574
C324	Manufacture of games and toys	6	312	312	46,781	353,776
C325	Manufacture of medical and dental instruments and supplies	10	593	588	193,660	1,397,976
C329	Other manufacturing, n.e.c.	17	893	893	359,046	3,594,511
C331	Repair of fabricated metal products, machinery and equipment	54	2,800	2,791	593,502	4,268,538

concluded

2009 PSIC Code	Industry Description	Total Cost	Value Added	Gross Additions to Fixed Assets	Change in Inventories	Subsidies
		(6)	(7)	(8)	(9)	(10)
C	MANUFACTURING	800,591,100	270,036,468	20,478,329	23,193,793	86,445
C101	Production processing and preserving of meat and meat products	17,260,231	3,949,078	108,607	188,537	-
C102	Processing and preserving of fish, crustaceans and mollusks	6,522,831	854,865	43,316	69,256	-
C103	Processing and preserving of fruits and vegetables	9,203,453	1,453,899	50,352	78,382	-
C104	Manufacture of vegetables and animal oils and fats	18,174,724	1,983,519	289,047	4,618,072	-
C105	Manufacture of dairy products	21,649,044	4,727,551	252,036	(288,569)	-
C106	Manufacture of grain mill products, starches and starch products	17,661,936	4,255,487	103,369	241,453	-
C107	Manufacture of other food products	84,940,795	21,261,700	1,992,276	2,780,352	1,653
C108	Manufacture of prepared animal feeds	7,875,254	286,584	543	72,445	-
C110	Manufacture of beverages	1,479,401	583,297	106,820	13,002	1,952
C120	Manufacture of tobacco products	107,546,509	76,201,813	4,280,516	1,058,782	-
C131	Spinning, weaving and finishing of textiles	2,809,812	700,270	41,147	17,912	-
C139	Manufacture of other textiles	8,519,209	2,209,168	86,070	(179,074)	-
C141	Manufacture of wearing apparel, except fur apparel	23,940,499	5,346,091	207,361	1,108,608	4,161
C142	Custom tailoring and dressmaking	592,238	162,854	-	(13,027)	-
C143	Apparel	2,215,580	512,839	20,757	56,620	-
C151	Tanning and dressing of leather; manufacture of luggage and handbags	943,325	496,799	5,453	88,703	-
C152	Manufacture of footwear	1,612,308	394,832	10,587	108,001	-
C161	Sawmilling and planing of wood	193,266	44,429	-	20,699	-
C162	Manufacture of products of wood, cork, straw and plaiting materials	1,417,725	277,702	3,240	(81,498)	-
C170	Manufacture of paper and paper products	33,968,303	5,180,155	392,571	1,217,905	-
C181	Printing and service activities related to printing	18,298,936	4,359,778	863,545	209,733	-
C182	Reproduction of recorded media	S	S	S	S	S
C192	Manufacture of refined petroleum products	1,740,851	185,367	4,246	27,178	-
C201	Manufacture of basic chemicals	15,161,109	5,644,060	362,583	(79,945)	-
C202	Manufacture of other chemical products, n.e.c.	79,923,060	30,116,926	489,267	1,838,871	-
C203	Manufacture of man-made fibers	S	S	S	S	S
C210	Manufacture of pharmaceuticals, medicinal chemical and botanical	33,089,596	18,878,587	6,080,209	659,889	-
C221	Manufacture of rubber products	4,135,103	1,097,571	114,229	741,335	-
C222	Manufacture of plastic products	41,457,443	8,563,743	428,572	3,914,954	4,222
C231	Manufacture of glass and glass products	5,591,380	537,304	13,569	137,407	-
C239	Manufacture of non-metallic mineral products, n.e.c.	6,043,901	1,342,573	328,028	41,526	-
C241	Manufacture of basic iron and steel	49,241,635	4,136,383	227,619	1,994,006	-
C242	Manufacture of basic precious and other non-ferrous metals	210,546	40,461	1,975	(6,266)	-
C243	Casting of metals	1,223,057	243,993	31,816	129,156	-
C251	Manufacture of structural metal products, tanks, reservoirs and steam	9,315,799	1,988,328	155,104	(59,922)	-
C252	Manufacture of weapons and ammunition	2,255,730	590,370	62,180	(119,178)	-
C259	Manufacture of other fabricated metal products; metal working service	22,395,612	3,525,359	396,491	(179,062)	-
C261	Manufacture of electronic components	17,528,454	5,590,844	1,669,120	(16,803)	-
C262	Manufacture of computers peripheral equipment and accessories	} 373,155	121,729	23,700	798	-
C264	Manufacture of consumer electronics	} 778,491	134,746	2,663	38,388	-
C265	Manufacture of measuring, testing, navigating and control equipment;					
C268	Manufacture of magnetic and optical media	S	S	S	S	S
C271	Manufacture of electric motors, generators, transformers and electricity	1,499,827	590,138	22,886	66,759	-
C272	Manufacture of batteries and accumulators	7,765,278	2,471,348	757,585	770,702	-
C273	Manufacture of wiring and wiring devices	} 5,299,836	1,052,506	2,441	(60,017)	-
C274	Manufacture of electric lighting equipment	} 477,511	85,976	13,636	(54,968)	-
C275	Manufacture of domestic appliances					

concluded

2009 PSIC Code	Industry Description	Total Cost	Value Added	Gross Additions to Fixed Assets	Change in Inventories	Subsidies
		(6)	(7)	(8)	(9)	(10)
C279	Manufacture of other electrical equipment	325,261	183,846	3,764	(1,593)	-
C281	Manufacture of general purpose machinery	2,680,031	609,567	29,353	129,009	-
C282	Manufacture of special purpose machinery	1,503,325	735,228	3,442	160	-
C291	Manufacture of motor vehicles	12,799,775	2,768,560	90,086	495,383	-
C292	Manufacture of bodies (coachwork) for motor vehicles; manufacture of trailers and semi-trailers	1,100,087	326,015	300	343	-
C293	Manufacture of parts and accessories for motor vehicles	10,238,913	2,680,587	(890,602)	(7,242)	61,440
C303	Manufacture of air and spacecraft and related machinery	6,589,125	3,640,923	267,494	(109,404)	-
C309	Manufacture of assembling parts of motorcycle	10,572,287	1,050,305	0	778,766	-
C310	Manufacture of furniture	8,322,353	1,464,709	73,820	634,764	-
C321	Manufacture of jewelry, bijouterie and related articles	173,996	48,627	2,400	(31,299)	-
C323	Manufacture of sports goods	1,332,786	539,731	12,693	9,236	-
C324	Manufacture of games and toys	330,231	67,459	-	(7,599)	-
C325	Manufacture of medical and dental instruments and supplies	520,240	1,102,745	(3,025)	(8,259)	13,018
C329	Other manufacturing, n.e.c.	3,395,923	675,734	562	17,022	-
C331	Repair of fabricated metal products, machinery and equipment	3,676,737	1,333,463	11,875	27,924	-


Source: 2014 Annual Survey of Philippine Business and Industry (Final Results), PSA

Note: PSIC- Philippine Standard and Industrial Classification

s- suppressed data to avoid disclosure of individual establishment's data

"-" zero

} - Data combined



For more inquiries, please contact:

Mr. PACIANO B. DIZON
 OIC-Regional Director, PSA-NCR
 E-mail: psa.ncr.rso@gmail.com

For more information, please visit our website at:

<http://www.psa.gov.ph>
<http://rssoncr.psa.gov.ph>
<http://nso-ncr.ph>