



2014 Annual Survey of Philippine Business and Industry PRIVATE EDUCATION Final Results for NCR (Total Employment of 20 and Over)

Philippine Statistics Authority-National Capital Region

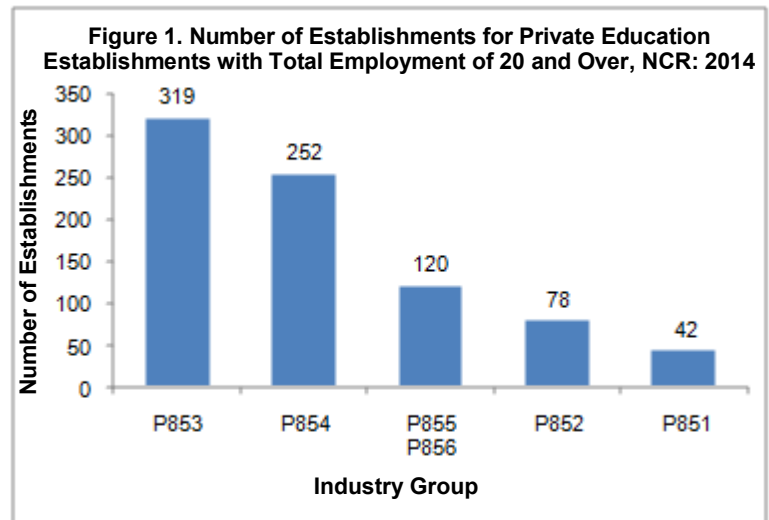
Factsheet: 2014ASPBI-15

Number of Establishments

A total of 811 establishments were engaged in Education in 2014. The sector was dominated by the following industries in terms of number of establishments:

- Secondary/high school education with 319 (39.3%) establishments;
- Higher education with 252 (31.1%) establishments;
- Other education services and education support services with 120 (14.8%) workers

(Figure 1 shows the Number of Establishments by Industry Group)

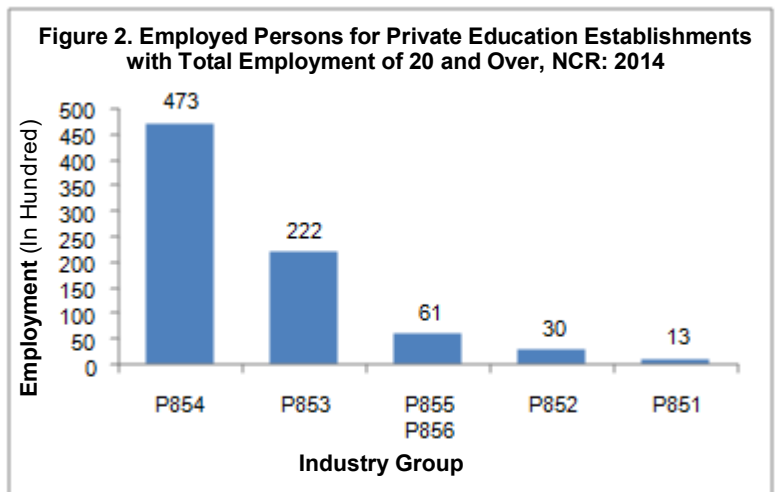


Employment

Education Establishment sector generated jobs for 79,865 workers in 2014. The following industries were the top employers:

- Higher education employed a total of 47,621 (59.2%) workers;
- Secondary/high school education with 22,189 (27.8%) workers;
- Other education services and education support services with 6,113 (7.7%) workers.

(Figure 2 shows the Employment by Industry Group)



Revenue and Value Added

Total revenue earned by the sector reached P69.5 billion in 2014. The sector generated value added of P45.6 billion. The top earners for the sector were the following industries:

- Higher education generated the highest revenue with P50.4 billion (72.6%) and value added of P33.4 billion (73.2%);
- Secondary/high school education generated P13.2 billion (19.0%) revenue and value added of P9.3 billion (20.4%);
- Other education services and education support services earned P3.6 billion (5.2%) and generated value added of P1.5 billion (3.3%).

(Figure 3 shows the Revenue and Value Added by Industry Group)

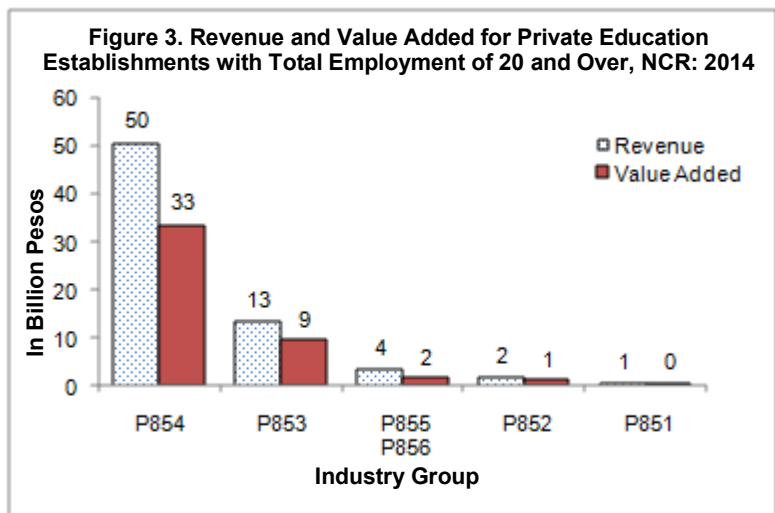


Table 1. Summary Statistics for Education Establishments with Total Employment of 20 and Over by Industry Group, NCR: 2014


2009 PSIC Code	Industry Description	Number of Establishments	Employment as of November 15		Total Compensation	Total Revenue
			Total	Paid Employees		
		(1)	(2)	(3)	(4)	(5)
	PRIVATE EDUCATION	811				
P851	Pre-primary/pre-school education	42	1,341	1,321	275,033	588,475
P852	Primary/elementary education	78	2,961	2,961	772,989	1,694,198
P853	Secondary/high school education	319	22,189	22,006	6,706,260	13,183,397
P854	Higher education	252	47,261	47,086	19,938,589	50,432,825
P855	Other education services)					
P856	Educational support services)	120	6,113	5,498	1,156,874	3,589,004

2009 PSIC Code	Industry Description	Total Cost	Value Added	Gross Additions to Fixed Assets	Change in Inventories	Subsidies
	PRIVATE EDUCATION	58,271,043	45,638,600	6,262,066	(1,691)	306,910
P851	Pre-primary/pre-school education	556,068	338,295	-	-	-
P852	Primary/elementary education	1,614,902	1,032,718	-	-	-
P853	Secondary/high school education	11,691,907	9,317,416	-	-	-
P854	Higher education	41,093,600	33,423,115	4,344,397	(17,262)	15,810
P855	Other education services)					
P856	Educational support services)	3,314,565	1,527,057	70,909	9,227	137,867

Source: 2014 Annual Survey of Philippine Business and Industry (Final Results), PSA

Note: PSIC- Philippine Standard and Industrial Classification

)- Data combined



For more inquiries, please contact:

Mr. PACIANO B. DIZON
 OIC-Regional Director, PSA-NCR
 E-mail: psa.ncr.rso@gmail.com

For more information, please visit our website
 at:

<http://www.psa.gov.ph>
<http://rssoncr.psa.gov.ph>