



# 2014 Annual Survey of Philippine Business and Industry PROFESSIONAL, SCIENTIFIC AND TECHNICAL ACTIVITIES Final Results for National Capital Region (Total Employment of 20 and Over)



Philippine Statistics Authority-National Capital Region

Factsheet: 2014ASPBI-08

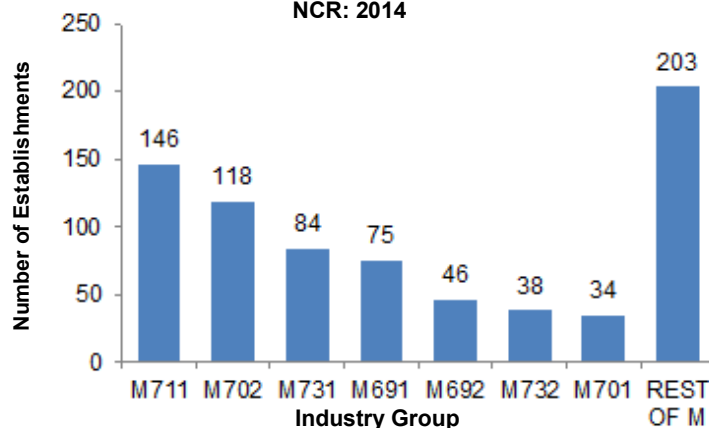
## Number of Establishments

A total of 744 establishments were engaged in Professional, Scientific and Technical activities in 2014. The sector was dominated by the following industries in terms of number of establishments:

- Architectural and other engineering activities with a total of 146 (19.6%) establishments;
- Management consultancy activities with 118 (15.9%) establishments;
- Advertising agency, except billboard and outdoor advertising with 84 (11.3%) establishments.

(Figure 1 shows the Number of Establishments by Industry Group)

**Figure 1. Number of Establishment for Professional, Scientific and Technical Establishments with Total Employment of 20 and Over NCR: 2014**



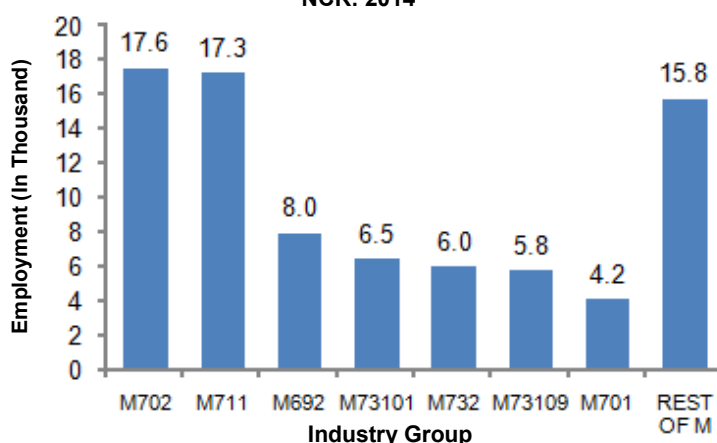
## Employment

Professional, Scientific and Technical activities sector generated jobs for 81,059 workers in 2014. The following industries were the top employers:

- Management consultancy employed a total of 17,586 (21.7%) workers;
- Architectural and other engineering activities with 17,273 (21.3%) workers;
- Accounting, bookkeeping and auditing activities: tax consultancy with 7,978 (9.8%) workers.

(Figure 2 shows the Employment by Industry Group)

**Figure 2. Employed Persons for Professional, Scientific and Technical Establishments with Total Employment of 20 and Over NCR: 2014**



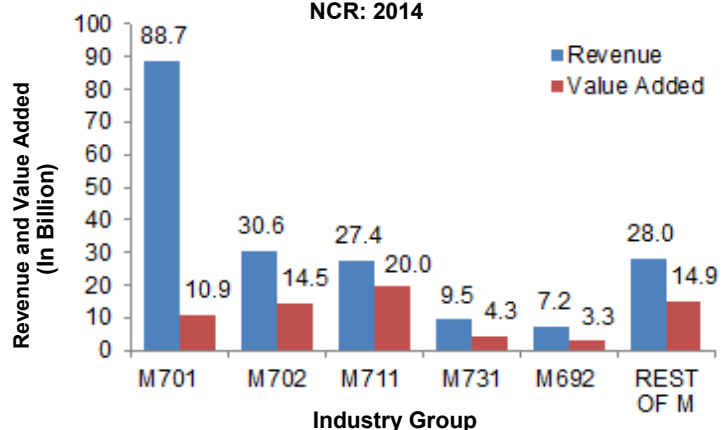
## Revenue and Value Added

Total revenue earned by the sector reached ₱191.4 billion in 2014. The sector generated value added of ₱68.0 billion. The top earners for the sector were the following industries:

- Activities of head offices generated the highest revenue with ₱88.7 billion (46.3%) and value added of ₱10.9 billion (16.0%);
- Management consultancy activities generated ₱30.6 billion (16.0%) and value added of ₱14.5 billion (21.4%);
- Architectural and other engineering activities earned ₱27.4 billion (14.3%) and value added of ₱20.0 billion (29.5%).

(Figure 3 shows the Revenue and Value Added by Industry Group)

**Figure 3. Revenue and Value Added for Professional, Scientific and Technical Establishments with Total Employment of 20 and Over NCR: 2014**



**Table 1. Summary Statistics for Professional, Scientific and Technical Activities Establishments with Total Employment of 20 and Over by Industry Group, NCR: 2014** (Value in thousand pesos. Details may not add-up to total due to rounding add/or statistical disclosure control)

2009 PSIC Code	Industry Description	Number of Establishments		Employment as of November 15		Total Compensation	Total Revenue
		(1)	(2)	Total	Paid Employees		
<b>M</b>	<b>PROFESSIONAL, SCIENTIFIC AND TECHNICAL</b>	<b>744</b>	<b>81,059</b>	<b>80,046</b>	<b>32,219,823</b>	<b>191,382,917</b>	
M69100	Legal activities	75	3,390	3,388	1,189,875	6,038,066	
M69200	Accounting, bookkeeping and auditing activities; tax consultancy	46	7,978	7,976	1,756,518	7,219,518	
M70100	Activities of head offices	34	4,154	4,154	2,260,678	88,681,510	
M70200	Management consultancy activities	118	17,586	17,584	9,946,432	30,636,832	
M71101	Environmental engineering activities	8	1,231	1,231	162,645	1,373,689	
M71102	Architectural and other engineering activities	146	17,273	17,255	8,187,285	27,385,551	
M71103	Land surveying services	9	1,608	648	109,004	334,303	
M71109	Other technical activities related to architectural and engineering	16	1,114	1,114	492,174	1,082,772	
M71200	Technical testing and analysis	19	2,278	2,278	896,464	2,220,989	
M72101	Research and experimental development in natural sciences	4	203	203	37,973	225,417	
M72102	Research and experimental development in engineering and technology						
M72103	Research and experimental development in health sciences	8	867	856	263,228	1,660,080	
M72104	Research and experimental development in agricultural sciences						
M72200	Research and experimental development on social sciences and humanities	3	345	345	140,755	245,325	
M72300	Research and experimental development in information technology	s	s	s	s	s	
M73101	Advertising agency, except billboard and outdoor advertising	84	6,496	6,496	2,241,933	9,485,966	
M73102	Billboard and outdoor advertising services	19	905	900	154,948	1,242,133	
M73103	Media representation	9	207	207	61,634	544,929	
M73104	Commercial art services	9	158	152	59,735	204,160	
M73109	Advertising services, n.e.c.	28	5,758	5,758	1,480,742	3,100,730	
M73200	Market research and public opinion polling	38	6,012	6,012	1,678,624	4,734,720	
M74102	Interior decoration services other than those in class 4330	11	652	652	189,408	466,767	
M74201	Digital photograph processing	3	186	186	55,892	956,551	
M74202	Commercial and consumer photograph production (except aerial photography)	5	83	77	44,511	254,546	
M74204	Film developing and printing and photograph enlarging	12	337	337	45,320	143,037	
M74205	Aerial photography	s	s	s	s	s	
M74209	Photographic activities, n.e.c.	s	s	s	s	s	
M74901	Business brokerage activities	3	175	175	55,190	245,316	
M74903	Translation and interpretation services	s	s	s	s	s	
M74904	Environmental consulting services	s	s	s	s	s	
M74909	Other professional, scientific and technical activities, n.e.c.	25	1,245	1,243	364,661	1,245,676	
M75000	Veterinary activities	6	258	258	51,714	309,833	

concluded


2009 PSIC Code	Industry Description	Total Cost	Value Added	Gross Additions to Fixed Assets	Change in Inventories	Subsidies
		(6)	(7)	(8)	(9)	(10)
<b>M</b>	<b>PROFESSIONAL, SCIENTIFIC AND TECHNICAL</b>	<b>173,148,959</b>	<b>67,995,115</b>	<b>2,423,505</b>	<b>247,284</b>	<b>8,255,080</b>
M69100	Legal activities	3,319,667	3,933,398	11,362	-	-
M69200	Accounting, bookkeeping and auditing activities; tax consultancy	5,754,185	3,347,026	255,526	-	-
M70100	Activities of head offices	85,589,236	10,882,958	198,975	-	8,134,690
M70200	Management consultancy activities	27,632,425	14,533,995	417,583	5,492	-
M71101	Environmental engineering activities	1,350,816	278,122	250	-	-
M71102	Architectural and other engineering activities	22,919,941	20,038,037	476,772	135	-
M71103	Land surveying services	318,792	167,666	-	-	-
M71109	Other technical activities related to architectural and engineering	1,001,517	600,227		2,741	-
M71200	Technical testing and analysis	2,002,116	1,244,156	26,350	5,804	-
M72101	Research and experimental development in natural sciences	236,398	34,687	1,429	-14	-
M72102	Research and experimental development in engineering and technology					
M72103	Research and experimental development in health sciences	1,532,287	686,080	48,540	87	-
M72104	Research and experimental development in agricultural sciences					
M72200	Research and experimental development on social sciences and humanities	235,204	175,155	-	-	-
M72300	Research and experimental development in information technology	s	s	s	s	s
M73101	Advertising agency, except billboard and outdoor advertising	8,155,320	4,281,519	591,082	7,968	-
M73102	Billboard and outdoor advertising services	992,919	741,357	54,596	97	-
M73103	Media representation	272,725	339,423	6,917	-	77,805
M73104	Commercial art services	170,893	96,594	-	1,130	-
M73109	Advertising services, n.e.c.	2,961,553	1,967,880	19,587	-5,162	-
M73200	Market research and public opinion polling	4,268,002	2,566,292	112,954	758	42,585
M74102	Interior decoration services other than those in class 4330	274,402	415,073	-	-	-
M74201	Digital photograph processing	908,255	127,129	1,026	219,786	-
M74202	Commercial and consumer photograph production (except aerial photography)	238,250	116,360	5,414	-	-
M74204	Film developing and printing and photograph enlarging	101,518	92,783	1,205	1,107	-
M74205	Aerial photography	s	s	s	s	s
M74209	Photographic activities, n.e.c.	s	s	s	s	s
M74901	Business brokerage activities	230,327	88,948	44,850	-	-
M74903	Translation and interpretation services	s	s	s	s	s
M74904	Environmental consulting services	s	s	s	s	s
M74909	Other professional, scientific and technical activities, n.e.c.	1,149,545	525,484	17,650	-	-
M75000	Veterinary activities	304,154	47,919	-	7,186	-

Source: 2014 Annual Survey of Philippine Business and Industry (Final Results), PSA

Note: PSIC- Philippine Standard and Industrial Classification

s- suppressed data to avoid disclosure of individual establishment's data

"-" zero



For more inquiries, please contact:

**Mr. PACIANO B. DIZON**  
 OIC-Regional Director, PSA-NCR  
 E-mail: [psa.ncr.rso@gmail.com](mailto:psa.ncr.rso@gmail.com)

For more information, please visit our website at:

<http://www.psa.gov.ph>  
<http://rsoncr.psa.gov.ph>