

Number of Establishments

A total of 343 establishments were engaged in Real Estate, Renting, and Business Activities in 2014. The sector was dominated by the following industries in terms of number of establishments;

- Real Estate Buying, Developing, Subdividing and Selling with 164 (47.8%) establishments.
- Real Estate Buying, Selling, Renting, Leasing and Operating of Self-owned/Leased Apartment Buildings, Non-residential and Dwellings followed with 100 (29.2%) establishments.
- Real Estate Activities on a Fee or Contract Basis with 48 (14.0%) establishments.

(Figure 1 shows the Top Five Industries in Number of Establishments)

Employment

In 2014, the sector employed a total workforce of 32,843 workers. The industries that employed the most were the following;

- Real Estate Buying, Developing, Subdividing and Selling employed 20,454 (62.3%) workers.
- Real Estate Buying, Selling, Renting, Leasing and Operating of Self-owned/Leased Apartment Buildings, Non-residential and Dwellings hired 6,134 (18.7%) workers.
- Real Estate Activities on a Fee or Contract Basis employed 4,173 (12.7%) workers.

(Figure 2 shows the Top Five Industries in Employment)

Revenue and Value Added

Total revenue realized by the sector reached P350.7 billion in 2014. total value added generated reached P129.3 billion. The top revenue and value added generators were the following;

- Real Estate Buying, Developing, Subdividing and Selling was the top earning industry for sector with P315.7 billion (90.0%). Value added of P111.2 billion (86.0%).
- Real Estate Buying, Selling, Renting, Leasing and Operating of Self-owned/Leased Apartment Buildings, Non-residential and Dwellings had P 14.1 billion (4.0%) revenue and value added of P6.6 billion (5.1%).
- Renting or Leasing Services of Residential Properties and Other Real Estate Activities with Own or leased Property earned P10.4 billion (3.0%) with value added of P6.8 billion (5.3%).

(Figure 3 shows the Top Five Industries in Revenue and Value Added)

Figure 1 Top Five Industries in Number of Establishments for Real Estate, Renting and Business Activities with Total Employment of 20 and Over, NCR: 2014

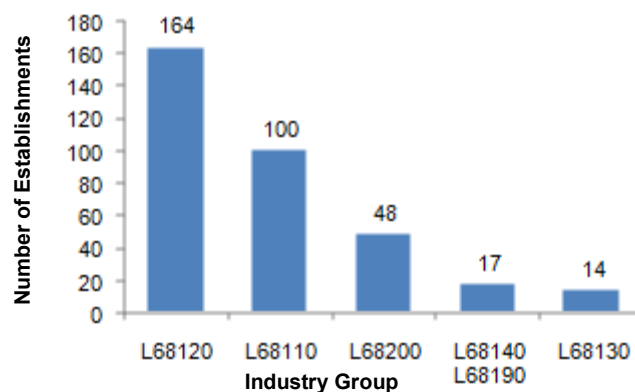


Figure 2 Top Five Industries in Employment for Real Estate, Renting and Business Activities with Total Employment of 20 and Over NCR: 2014

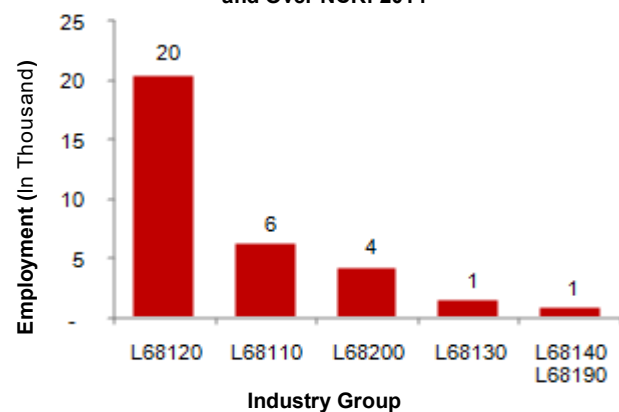


Figure 3 Top Five Industries in Revenue and Value for Real Estate, Renting and Business Activities with Total Employment of 20 and Over, NCR: 2014

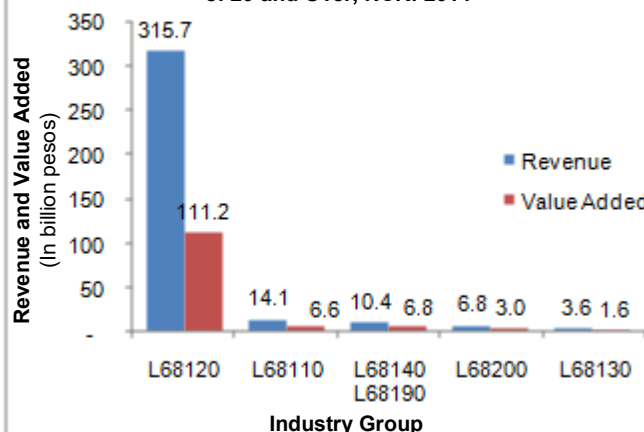


Table 1. Summary Statistics for Real Estate, Renting and Business Activities Establishments with Total Employment of 20 and Over by Industry Group: NCR, 2014 (Value in thousand pesos. Details may not add-up to total due to rounding add/or sta-

2009 PSIC Code	Industry Description	Number of Establishments	Employment		Total Compensation	Total Revenue
			as of November 15			
			Total	Paid Employees		
(1)	(2)	(3)	(4)	(5)		
L	Real Estate, Renting and Business Activities	343	32,843	32,836	13,281,637	350,678,607
L68110	Real estate buying, selling, renting, leasing and operating of self-owned/leased apartment buildings, non-residential and dwellings	100	6,134	6,134	914,514	14,081,734
L68120	Real estate buying, developing, subdividing and selling	164	20,454	20,452	9,949,775	315,746,400
L68130	Cemetery and columbarium development, selling, renting, leasing and operating of self-owned cemetery/columbarium (including burial crypt)	14	1,361	1,361	459,633	3,622,791
L68140	Renting or leasing services of residential					
L68190	Other real estate activities with own or leased property	17	720	720	175,617	10,440,659
L68200	Real estate activities on a fee or contract basis	48	4,173	4,168	1,782,098	6,787,023


2009 PSIC Code	Industry Description	Total Cost	Value Added	Gross Additions to Fixed Assets	Change in Inventories	Subsidies
L	Real Estate, Renting and Business Activities	223,964,115	129,316,896	30,245,507	32,815,571	65,584
L68110	Real estate buying, selling, renting, leasing and operating of self-owned/leased apartment buildings, non-residential and dwellings	10,348,902	6,583,129	5,131,384	(8,391)	-
L68120	Real estate buying, developing, subdividing and selling	202,287,917	111,208,239	24,548,889	32,923,377	65,584
L68130	Cemetery and columbarium development, selling, renting, leasing and operating of self-owned cemetery/columbarium (including burial crypt)	2,622,446	1,645,980	326,866	(534,688)	-
L68140	Renting or leasing services of residential properties					
L68190	Other real estate activities with own or leased property	2,665,258	6,842,988	198,519	435,131	-
L68200	Real estate activities on a fee or contract basis	6,039,592	3,036,560	39,849	141	-

Source: 2014 Annual Survey of Philippine Business and Industry (Final Result), PSA

Note: PSIC- Philippine Standard and Industrial Classification

s suppressed data to avoid disclosure of individual establishment's data

- zero



For more inquiries, please contact:

Mr. PACIANO B. DIZON
 OIC-Regional Director, PSA-NCR
 E-mail: psa.ncr.rssso@gmail.com

For more information, please visit our website at:

<http://www.psa.gov.ph>
<http://rssoncr.psa.gov.ph>