



# SPECIAL RELEASE

## BIRTH STATISTICS IN THE CITY OF MARIKINA: Year 2020

(Philippine Statistics Authority, Civil Registration Service, Vital Statistics Division)

**Date of Release:** March 15, 2022

**Reference No.:** 2022-SR-007 (POII)

Civil Registration is a continuous, permanent and compulsory recording of vital events occurring in the life of an individual such as birth, marriage and death as well as court decrees, and legal instruments affecting the civil status of an individual in appropriate registers as mandated by Act No. 3753, the Civil Registry Code.

This special release presents data on birth statistics which occurred in year 2020. Statistics were based on the births registered in the City of Marikina. The data on the number of births presented in this regular annual release were obtained from the vital events registered either timely or belatedly, at the City Civil Registry Office of the City of Marikina.

### Live Birth

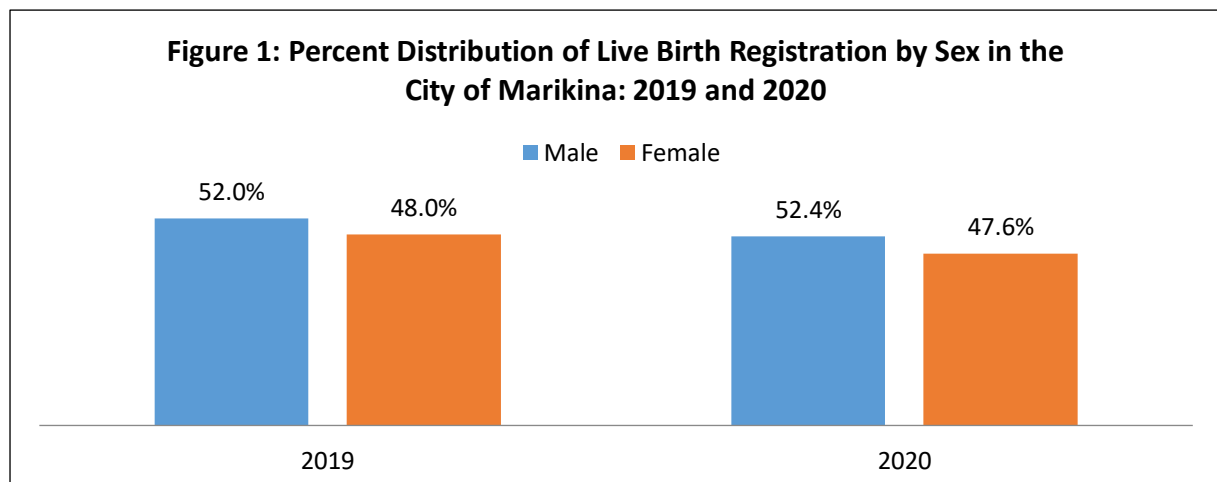
#### City of Marikina Live Birth decreases by 9.5 percent

There were 9,846 live births registered in the City of Marikina for the year 2020, recording a decrease of 9.5 percent from the 10,880 live births posted for the year 2019. Of the total registered live births 5,160 or 52.4 percent were males and 4,686 or 47.6 percent were females.

Table 1. Registered Live Births by Sex in the City of Marikina: Year 2020 and 2019

Sex	2020	2019
Total	9,846	10,880
Male	5,160	5,660
Female	4,686	5,220
Not Stated	-	-

Source: Philippine Statistics Authority, Civil Registration Service, Vital Statistics Division



Source: Philippine Statistics Authority, Civil Registration Service, Vital Statistics Division

Out of 9,846 total registered live births, 9,506 or 96.5 percent were timely and 340 or 3.5 percent were registered late.

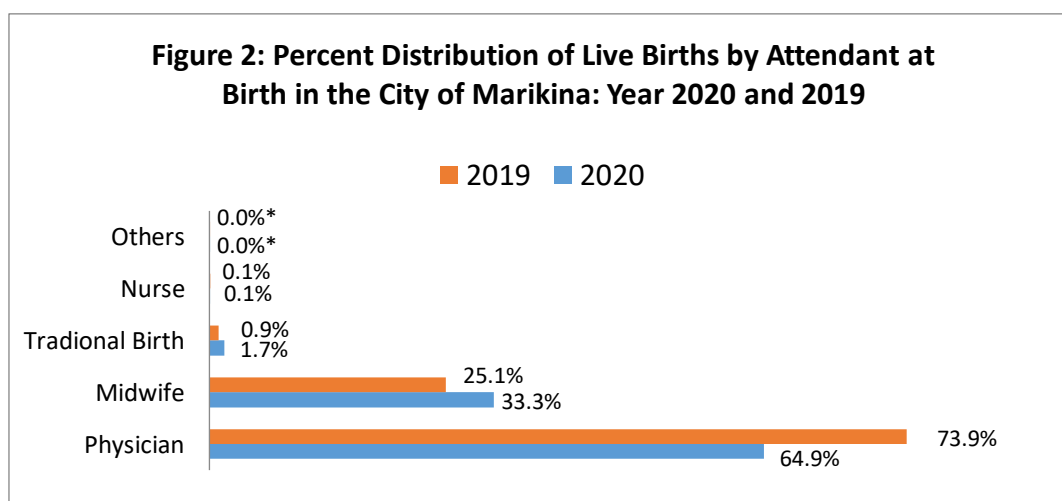
Table 2. Registered Live Births by Registration Status in the City of Marikina: Year 2020 and 2019

Year	Registration Status			
	Total	Timely	Late	Not Stated
2020	<b>9,846</b>	9,506	340	-
2019	<b>10,880</b>	10,531	349	-

Source: Philippine Statistics Authority, Civil Registration Service, Vital Statistics Division

### Almost All Live Births are attended by Health Professionals

In the City of Marikina, 98.3 percent of registered birth deliveries were attended by health professionals (physicians, nurses, and midwives). This is lower than the 99.0 percent medically attended babies in the year 2019. (Table 3)



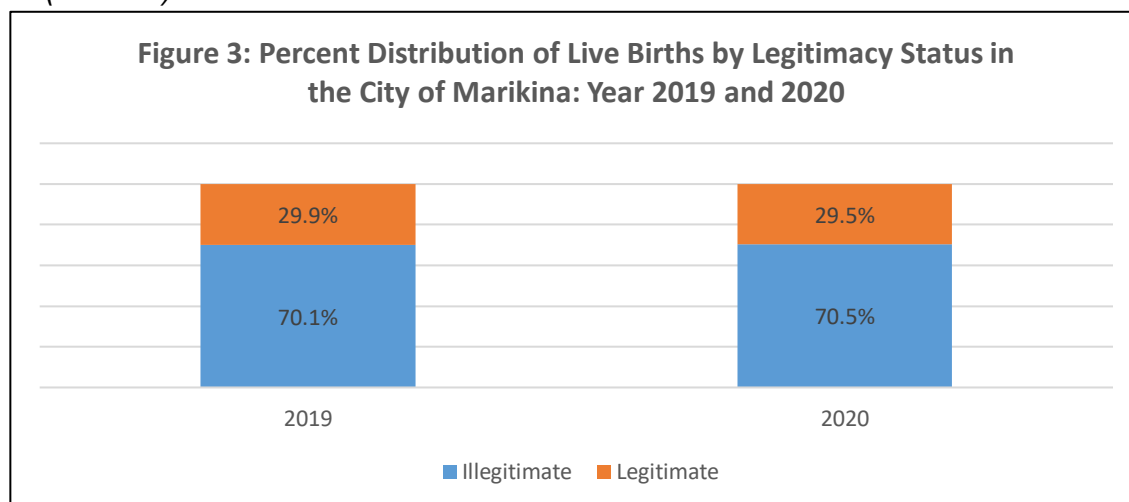
Source: Philippine Statistics Authority, Civil Registration Service, Vital Statistics Division

Note: \* values less than 0.05

Among the registered live births, 9,633 or 97.8 percent were born at the hospital and 211 or 2.1 percent were at home. (Table 4)

## Five out of Seven Live Births are from Unwed Mothers

There were 6,938 or 70.5 percent of the total registered live births in the year 2020 who were born out of wedlock. This was lower than 7,623 or 70.1 percent from the previous year. Of the total registered live births from year 2020, 2,908 or 29.5 percent are legitimate. This was lower than 3,257 or 29.9 percent from the previous year. (Table 5)

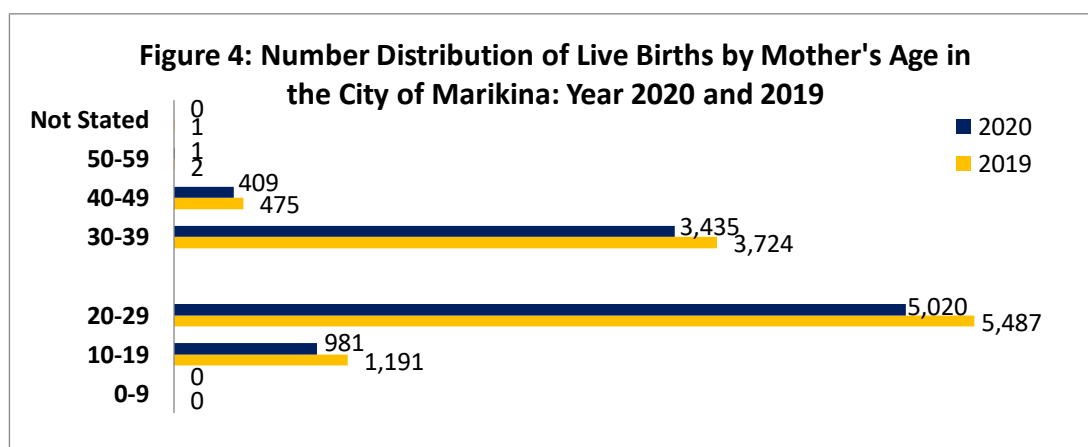


Source: Philippine Statistics Authority, Civil Registration Service, Vital Statistics Division

## Live Birth from Teen Child-bearers in the City of Marikina decreases

In 2020, there were 981 live births or 10.0 percent of the total registered live births were born by a mother at the age of nineteen (19) years old and below. This was lower than the percentage of the previous year with 1,191 or 10.9 percent.

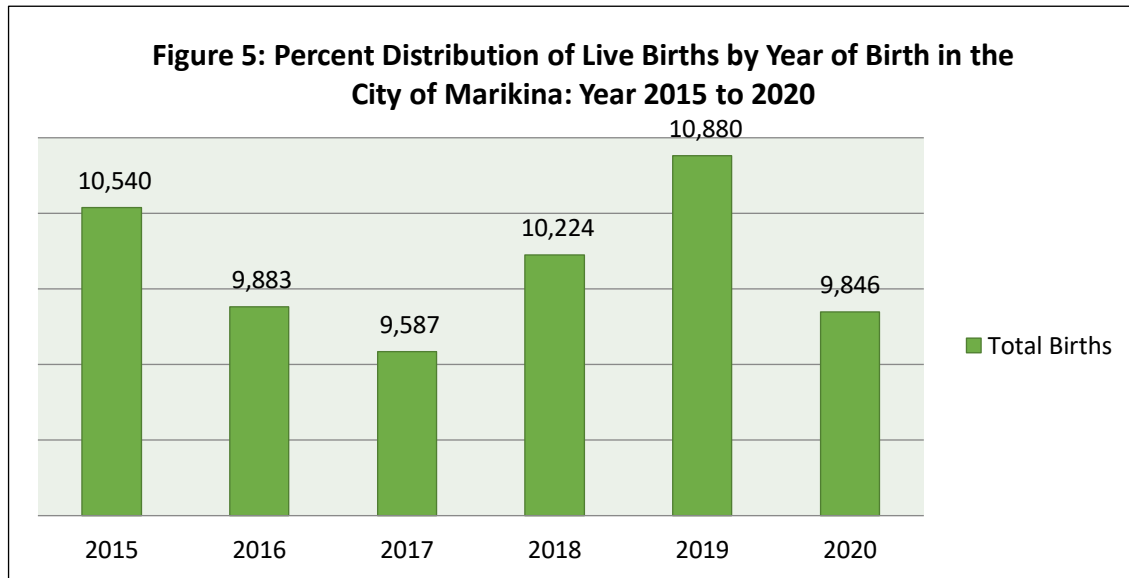
The highest percentage of live births was delivered by a mother at the age group 20 to 29 with 5,020 or 51.0 percent of the total registered live births. This was slightly lower than 2019 record of 5,487 or 50.4 percent, which was delivered by a mother with the same age group. (Table 6)



Source: Philippine Statistics Authority, Civil Registration Service, Vital Statistics Division

## Year 2019 recorded the highest Live Births

For the past six years in the City of Marikina, from 2015 to 2020, 2019 posted the highest live births with 10,880 followed by 2015 with 10,540. Year 2016 to 2018 registered 9,883, 9,587 and 10,224, respectively, while live births recorded in 2020 was 9,846. (Table 7)



Source: Philippine Statistics Authority, Civil Registration Service, Vital Statistics Division

  
**APOLINAR F. OBLEA**  
Chief Statistical Specialist

## EXPLANATORY NOTES

### Introduction

Vital statistics are derived from information obtained at the time when the occurrences of vital events and their characteristics are inscribed in a civil register. Vital acts and events are the births, deaths, fetal deaths, marriages, and all such events that have something to do with an individual's entrance and departure from life together with the changes in civil status that may occur to a person during his lifetime. Recording of these events in the civil register is known as vital or civil registration and the resulting documents are called vital records.

### Definition of terms and concepts

Significant terminologist and descriptions in the foregoing highlights and tables are defined below. Included are some items found in the certificates and summary measure used in describing the facts of events.

**Live Birth** is a complete expulsion or extraction from its mother of a product of conception, irrespective of the duration of the pregnancy, which after such separation, breathes or shows any other evidence of life, such as beating of the heart, pulsation of the umbilical cord, or definite movement of voluntary muscles, whether or not the umbilical cord has been cut or the placenta is attached; each product of such a birth is considered liveborn.

**Daily Average** refers to the arithmetic mean of birth occurrences per day.

**Place of Occurrence** refers to the place where the vital event took place.

### Content and Coverage of Publication

This report contains statistical tables and the highlights covering one of the vital events - births.

Table 2. Registered Live Births by Registration Status in the City of Marikina: Year 2020 and 2019

Year	Registration Status			
	Total	Timely	Late	Not Stated
2020	9,846	9,506	340	-
2019	10,880	10,531	349	-

Source: Philippine Statistics Authority, Civil Registration Service, Vital Statistics Division

Table 3. Registered Live Birth by Attendant at Birth in the City of Marikina: Year 2020 and 2019

Quarter/ Year	Attendant at Birth						
	Total	Physician	Nurse	Midwife	Hilot/Unlicensed Midwife	Others	Not Stated
2020	9,846	6,391	7	3,276	170	2	-
2019	10,880	8,041	8	2,727	102	2	-

Source: Philippine Statistics Authority, Civil Registration Service, Vital Statistics Division

Table 4. Registered Live Births by Place Type in the City of Marikina: Year 2020 and 2029

Quarter/ Year	Place Type				
	Total	Hospital	Home	Others	Not Stated
2020	9,846	9,633	211	2	-
2019	10,880	10,749	130	1	-

Source: Philippine Statistics Authority, Civil Registration Service, Vital Statistics Division

Table 5. Registered Live Births by Legitimacy Status in the City of Marikina: Year 2020 and 2019

2020				2019			
Total	Legitimate	Illegitimate	Not Stated	Total	Legitimate	Illegitimate	Not Stated
9,846	2,908	6,938	-	10,880	3,257	7,623	-

Source: Philippine Statistics Authority, Civil Registration Service, Vital Statistics Division

Table 6. Registered Live Births by Age of Mother in the City of Marikina: Year 2020 and 2019

Mother's Age	Number of Birth	
	2020	2019
Total	9,846	10,880
0 - 9	-	-
10-19	981	1,191
20 - 29	5,020	5,487
30 - 39	3,435	3,724
40 - 49	409	475
50 - 59	1	2
60 - 69	-	-
70 - 79	-	-
80 - 89	-	-
90 - 99	-	0
Not Stated	-	1

Source: Philippine Statistics Authority, Civil Registration Service, Vital Statistics Division

Table 7. Registered Live Births in the City of Marikina: Year 2015 to 2020

YEAR	TOTAL
2015	10,540
2016	9,883
2017	9,587
2018	10,224
2019	10,880
2020	9,846

Source: Philippine Statistics Authority, Civil Registration Service, Vital Statistics Division