



REPUBLIC OF THE PHILIPPINES

PHILIPPINE STATISTICS AUTHORITY
NATIONAL CAPITAL REGION

Number: 2016-07

Date Released: June 30, 2016

SPECIAL RELEASE

Death: NCR 2013

This special release presents data on death which occurred in 2013 and was registered from January 2013 to March 2014. Statistics on this vital event were based on information obtained from the death certificates transmitted by the City/Municipal Civil Registrars to the Office of the Civil Registrar General of the Philippine Statistics Authority (PSA) for processing and archiving. Figures presented are not adjusted for underregistration.

NCR ranks second among sixteen regions in 2013

A total of 532,176 deaths were registered in the country in 2013. Of this total, 305,014 (57.3%) were of males and 227,162 (42.7%) were females.

The CALABARZON reported the highest incidence of death with 75,828 or 14.2 percent of the total. NCR, with 71,786 (13.5%) and Central Luzon, with 60,453 (11.4%) ranked second and third respectively. The rest of the regions in the country contributed less than ten percent each to the total number of recorded deaths. *Refer to Table 1 for details.*

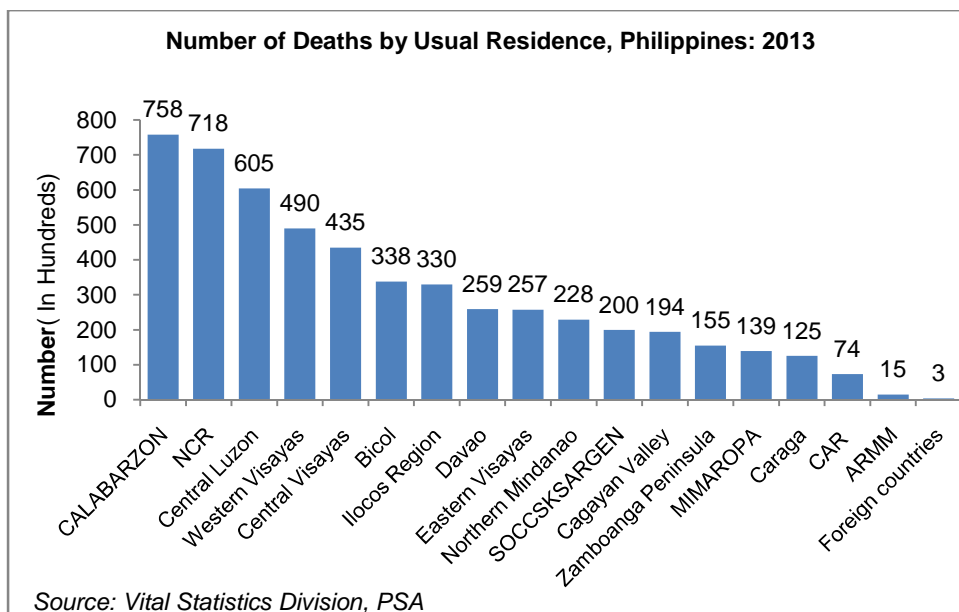


Table 1. Number of Deaths by Sex and by Usual Residence, Philippines: 2013

Region	Both Sexes	Percent (%)	Male	Female
Philippines	532,176	100.0	305,014	227,162
National Capital Region	71,786	13.5	41,116	30,670
Cordillera Administrative Region	7,351	1.4	4,257	3,094
Region I-Ilocos Region	32,988	6.2	18,407	14,581
Region II-Cagayan Valley	19,378	3.6	11,353	8,025
Region III-Central Luzon	60,453	11.4	34,376	26,077
Region IVA-CALABARZON	75,828	14.2	43,413	32,415
Region IVB-MIMAROPA	13,914	2.6	8,098	5,816
Region V-Bicol	33,755	6.3	19,260	14,495
Region VI-Western Visayas	48,992	9.2	27,965	21,027
Region VII-Central Visayas	43,501	8.2	24,282	19,219
Region VIII-Eastern Visayas	25,690	4.8	14,133	11,557
Region IX-Zamboanga Peninsula	15,470	2.9	9,078	6,392
Region X-Northern Mindanao	22,846	4.3	13,273	9,573
Region XI-Davao	25,895	4.9	15,338	10,557
Region XII-SOCCSKSARGEN	19,967	3.8	12,039	7,928
Region XIII-Caraga	12,535	2.4	7,466	5,069
Autonomous Region in Muslim Mindanao	1,484	0.3	897	587
Foreign countries	343	0.1	263	80

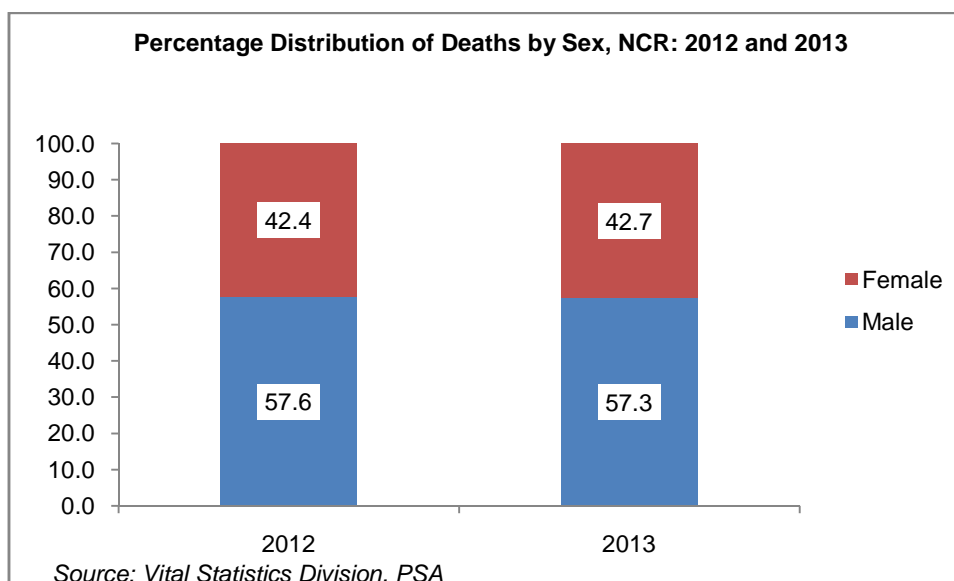
Source: Vital Statistics Division, PSA

Note: Figures are not adjusted for under-registration

Registered deaths in NCR increase by 2.5 percent in 2013

In NCR, a total of 71,786 registered deaths were recorded in 2013, or an increase of 2.5 percent from 2012 figure of 70,018. Of the total, 41,116 or 57.3 percent were males and 30,670 or 42.7 percent were females.

The registered deaths by usual residence in NCR for 2013 are shown the figure below.



Quezon City dominates the total number of deaths registered

Among 16 cities and one municipality in NCR, Quezon City had the highest number of deaths registered in 2013 with a total of 15,925 or 22.2 percent. This was followed by City of Manila with 12,734 (17.7%) and Kalookan City with 7,885 (11.0%). On the other hand, the municipality of Pateros had the lowest number of marriages with 414 or 0.6 percent. Refer to Table 2 for details.

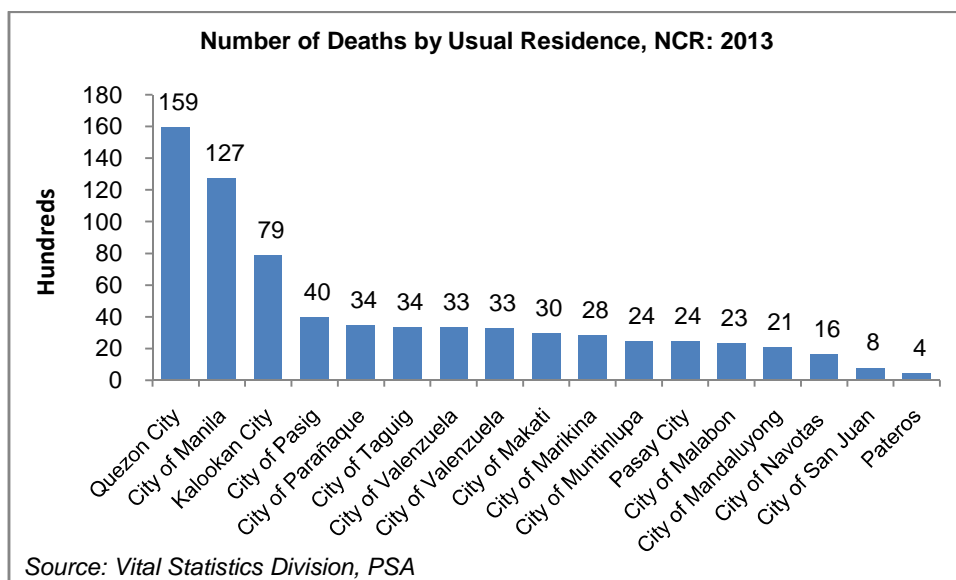


Table 2. Number of Deaths by Usual Residence, NCR : 2012 and 2013

Usual Residence	2012	2013
Philippines	514,745	532,176
NCR	70,018	71,786
City of Manila	12,699	12,734
City of Mandaluyong	2,082	2,089
City of Marikina	2,939	2,819
City of Pasig	3,782	3,963
Quezon City	14,948	15,925
City of San Juan	705	775
Kalookan City	7,848	7,885
City of Malabon	2,322	2,321
Navotas City	1,631	1,611
City of Valenzuela	3,274	3,263
City of Las Piñas	3,289	3,336
City of Makati	2,786	2,975
City of Muntinlupa	2,454	2,433
City of Parañaque	3,253	3,444
Pasay City	2,362	2,433
City of Taguig	3,300	3,366
Pateros	344	414

Source: Vital Statistics Division, PSA

Note: Figures are not adjusted for under-registration

Forty-three percent of the total deaths reported are not medically attended in NCR

Of the total 81,699 reported deaths in NCR, there were 34,790 deaths were not medically attended. This comprised about 42.6 percent or two-fifth only of the total death proportion. Refer to Table 3 for details.

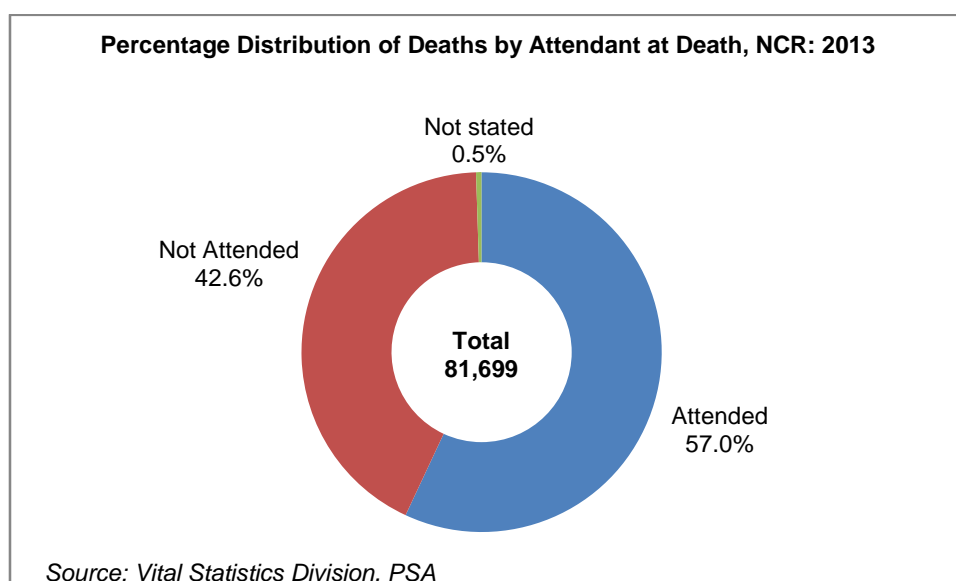


Table 3. Number of Deaths by Place of Occurrence and by Attendance at Death, Philippines and NCR: 2013

Place of Occurrence	Total	Type of Attendance		
		Attended	Not Attended	Not Stated
Philippines	532,176	220,303	309,424	2,449
NCR	81,699	46,537	34,790	372
City of Manila	19,400	12,286	7,114	-
City of Mandaluyong	1,912	1,059	853	-
City of Marikina	3,697	2,595	1,102	-
City of Pasig	4,829	3,324	1,505	-
Quezon City	21,384	13,658	7,355	371
City of San Juan	952	677	275	-
Kalookan City	6,462	2,040	4,421	1
City of Malabon	1,577	245	1,332	-
Navotas City	1,075	88	987	-
City of Valenzuela	2,793	1,144	1,649	-
City of Las Piñas	3,651	2,438	1,231	-
City of Makati	3,023	2,126	897	-
City of Muntinlupa	2,834	1,597	1,237	-
City of Parañaque	2,698	930	1,768	-
Pasay City	2,532	1,396	1,136	-
City of Taguig	2,658	909	1,749	-
Pateros	222	25	197	-

Source: Vital Statistics Division, PSA

Note: Figures are not adjusted for under-registration

- Zero count

Explanatory Notes

Introduction

Vital statistics are derived from information obtained at the time when the occurrences of vital events and their characteristics are inscribed in a civil register.

Vital acts and events are the births, deaths, fetal deaths, marriages, and all such events that have something to do with an individual's entrance and departure from life together with the changes in civil status that may occur to a person during his lifetime. Recording of these events in the civil register is known as a vital or civil registration and the resulting documents are called vital records.

The structure of vital statistics system

The production of vital statistics comprised of the system of operation in which the registration of vital events is an important component. The system begins with the registration followed by processing and controlling of vital records and ends with the compilation and analysis of vital statistics.

Under commonwealth Act 591, the Bureau of Census (now PSA) is mandated to generate general purpose statistics and to carry out administer Act No. 3753.

Under the same law, the head of the NSO (now part of PSA) is also the Civil Registrar General (CRG) who directs and supervises the local civil registration activities in the country. The CRG in this regard is empowered to issue implementing rules and regulation on civil registration for proper compliance and, to design and order the printing of the necessary forms.

The vital statistics system involves different entities and cutting across different departments and personalities.

For the registration of vital events, the Local Civil Registry Offices (LCROs), which are the registration units in the country and headed by the City/Municipal Civil Registrars (C/MCRs), are under the Local Government Units (LGUs). The hospitals, clinics, rural health units and similar institutions including barangay secretaries, practicing physicians, midwives, nurses, traditional midwives, solemnizing officers from various religious sects and denomination are required to assists in the reporting of vital events for registration at the LCROs. The concerned parents, next of kin, contracting parties, witness or the person who has full knowledge of the occurrence of the events are also required to report the event, in default of the first mentioned set of informants.

The processing and controlling of vital documents are done at the LCROs and at the PSA Provincial and Central Offices.

The compilation and analysis of vital statistics is taken cared of by PSA central offices under the Vital Statistics Division (VSD) of the Civil Registration Service Office.

The Registration Method

As mandated in Act 3753, all vital events that marked the entry and departure of a person of his lifetime and the changes in his/her civil status shall be registered. The registration method is defined as continuous, permanent and compulsory recording of the occurrences and characteristics of vital events, primarily for their value as legal documents and secondary for their usefulness as a source of statistics.

Where to register the event

As a general rule, vital events should be registered at the LCRO where the events occur. In special cases, where the document about a vital event is presented to the LCRO which is not the place of occurrence, the same maybe accepted and is considered as out-of-town reporting. However, such documents should not be registered by the receiving LCRO. It must be forwarded to the LCRO where the event took place for purpose of registration.

Definition of terms and Concepts

Vital statistics on the other hand, are derived from information obtained at the time when the occurrences of vital events and their characteristics are inscribed in a civil register.

Death refers to the permanent disappearance of all evidence of life at any time after live birth has taken place (postnatal cessation of vital function without capability of resuscitation).

Usual Residence refers to the place where the person habitually or permanently resides.

Place of Occurrence refers to the place where the vital event took place.

Source: Vital Statistics Division, PSA

For more details, please visit
www.psa.gov.ph