



2014 Annual Survey of Philippine Business and Industry ARTS, ENTERTAINMENT AND RECREATION Final Results for the National Capital Region (Total Employment of 20 and Over)

Philippine Statistics Authority-National Capital Region

Factsheet: 2014ASPBI-09

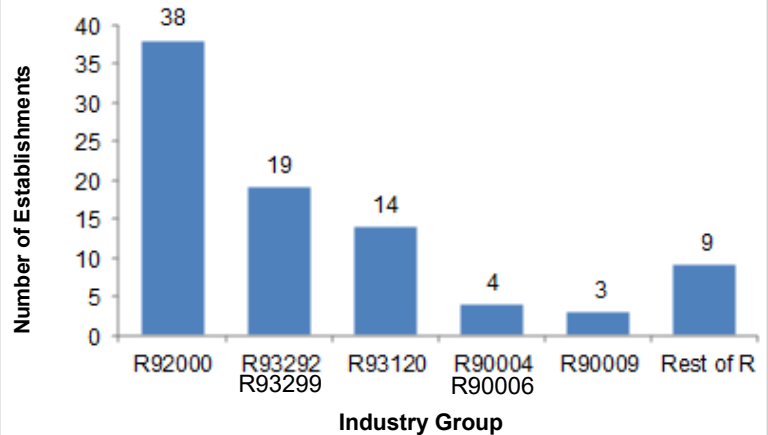
Number of Establishments

A total of 87 establishments with total employment of 20 and over were covered in the 2014 Annual Survey of Philippine Business and Industry. Most of these establishments were engaged in the following industries:

- Gambling and betting activities with 38 (43.7%) establishments;
- Operation of recreation parks, beaches, including renting of facilities such as bathhouses, lockers, chairs etc.; with 19 (21.8%) establishments;
- Activities of sports clubs with 14 (16.1%) establishments.

(Figure 1 shows the Number of Establishments by Industry Group)

Figure 1. Number of Establishments for Arts, Entertainment and Recreation Establishments with Total Employment of 20 and Over NCR: 2014



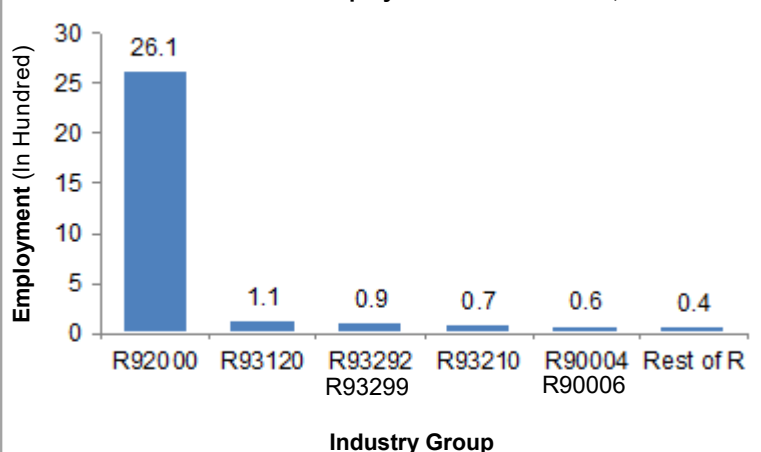
Employment

Arts, Entertainment and Recreation Establishment sector generated jobs for 29,682 workers in 2014. Majority of the workers were employed in the following industries:

- Gambling and betting activities employed a total of 26,060 (87.8%) workers;
- Activities of sports clubs with 1,068(3.6%) workers;
- Operation of recreation parks, beaches, including renting of facilities such as bathhouses, lockers, chairs etc.; and other amusement ad recreation activities, n.e.c. with, 866 (2.9%) workers.

(Figure 2 shows the Employment by Industry Group)

Figure 2. Employed Persons for Arts, Entertainment and Recreation Establishments with Total Employment of 20 and Over, NCR: 2014



Revenue and Value Added

Total revenue earned by the sector reached P120.9 billion in 2014. The sector generated value added of P58.6 billion. The top earners for the sector were the following industries:

- Gambling and betting activities with P90.2 billion (95.6%) and value added of P44.8 billion (96.1%);
- Activities of sports clubs earned P1.3 billion (1.4%) revenue and value added of P0.6 billion (1.3%);
- Museum activities and preservation of historical site & buildings and botanical, zoological gardens and nature reserves activities generated P0.8billion (0.9%) and generated value added of P0.4 billion (0.8%).

(Figure 3 shows the Revenue and Value Added by Industry Group)

Figure 3. Revenue and Value Added for Arts, Entertainment and Recreation Establishments with Total Employment of 20 and Over NCR: 2014

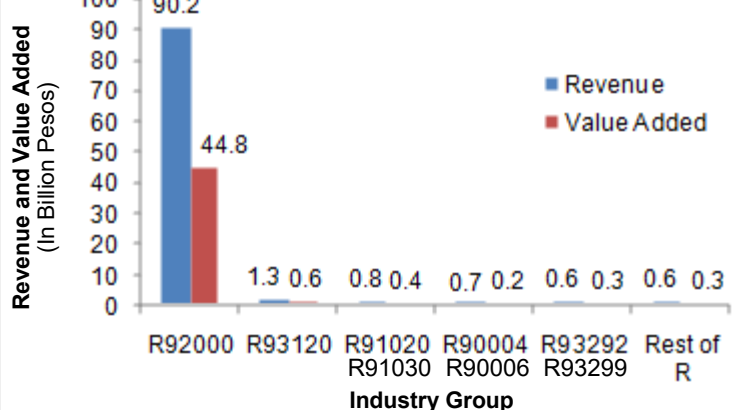



Table 1. Summary Statistics for Arts, Entertainment and Recreation Establishments with Total Employment of 20 and Over by Industry Group NCR: 2014 (Value in thousand pesos. Details may not add-up to total due to rounding add/or statistical disclosure control)

2009 PSIC Code	Industry Description	Number of Es- tablishments	Employment as of November 15		Total Compensation	Total Revenue
			Total	Paid Employees		
		(1)	(2)	(3)	(4)	(5)
R	ARTS, ENTERTAINMENT AND RECREATION	87	29,682	29,656	15,292,169	94,366,364
R90004	Ancillary theatrical activities	4	555	555	192,423	688,287
R90006	Operation of concert and theatre halls and other arts facilities	3	121	121	17,305	85,962
R90009	Other creative, arts and entertainment activities, n.e.c.	3	202	202	92,808	849,115
R91020	Museum activities and preservation of historical sites and buildings	3	202	202	92,808	849,115
R91030	Botanical and zoological gardens and nature reserves activities	3	202	202	92,808	849,115
R92000	Gambling and betting activities	38	26,060	26,060	14,351,137	90,243,804
R93110	Operation of sports facilities	3	91	91	22,349	89,166
R93120	Activities of sports clubs	14	1,068	1,041	289,130	1,300,588
R93210	Activities of amusement parks and theme parks	3	719	719	143,569	471,317
R93292	Operation of recreation parks, beaches, including renting of facilities such as bathhouses, lockers, chairs etc.;	19	866	866	183,448	638,124
R93299	Other amusement and recreation activities, n.e.c.					

2009 PSIC Code	Industry Description	Total Cost	Value Added	Gross Additions to Fixed Assets	Change in Inventories	Subsidies
R	ARTS, ENTERTAINMENT AND RECREATION	82,465,524	46,565,931	18,068,431	290,802	213,062
R90004	Ancillary theatrical activities	801,234	198,044	11,502	135	200,864
R90006	Operation of concert and theatre halls and other arts facilities	71,126	46,118	2,988	-	-
R90009	Other creative, arts and entertainment activities, n.e.c.	71,126	46,118	2,988	-	-
R91020	Museum activities and preservation of historical sites and buildings	785,613	355,755	53,003	(1,087)	-
R91030	Botanical and zoological gardens and nature reserves activities	785,613	355,755	53,003	(1,087)	-
R92000	Gambling and betting activities	78,510,527	44,770,256	17,885,064	291,751	12,198
R93110	Operation of sports facilities	72,612	39,510	1,506	-	-
R93120	Activities of sports clubs	1,201,294	615,375	57,487	(981)	-
R93210	Activities of amusement parks and theme parks	424,246	260,387	56,882	907	-
R93292	Operation of recreation parks, beaches, including renting of facilities such as bathhouses, lockers, chairs etc.;	598,873	280,486	-	78	-
R93299	Other amusement and recreation activities, n.e.c.					

Source: 2014 Annual Survey of Philippine Business and Industry (Final Results), PSA

Note: PSIC- Philippine Standard and Industrial Classification
 "-" zero



For more inquiries, please contact:

Mr. PACIANO B. DIZON
 OIC-Regional Director, PSA-NCR
 E-mail: psa.ncr.rso@gmail.com

For more information, please visit our website at:

<http://www.psa.gov.ph>
<http://rssoncr.psa.gov.ph>