



WHOLESALE AND RETAIL TRADE REPAIR OF MOTOR VEHICLES AND MOTORCYCLES

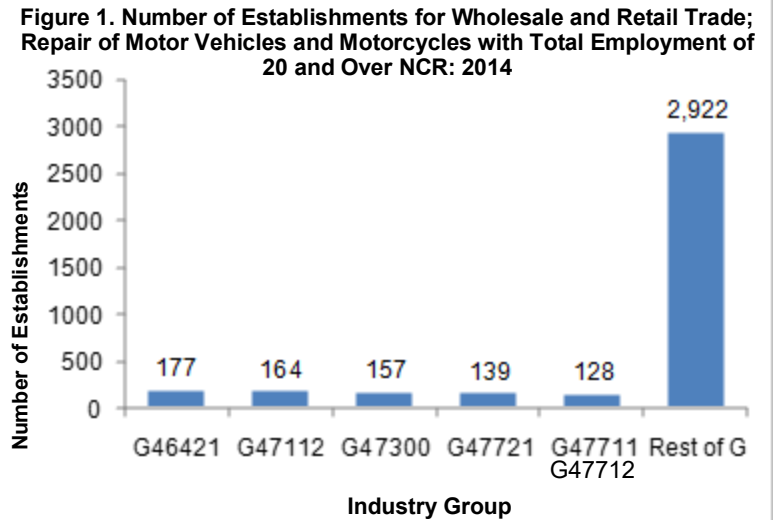
Final Results for National Capital Region
(Total Employment of 20 and Over)

Number of Establishments

A total of 3,687 establishments were engaged in Wholesale and Retail Trade; Repair of Motor Vehicles and Motorcycles Establishments in 2014. The sector was dominated by the following industries in terms of number of establishments:

- Wholesale of medicinal and pharmaceutical products with 177 (4.8%) establishments;
- Retail selling in supermarkets with 164 (4.4%) establishments;
- Retail sale of automotive fuel in specialized stores with 157 (4.3%) establishments.

(Figure 1 shows the Number of Establishments by Industry Group)



Employment

Wholesale and Retail Trade; Repair of Motor Vehicles and Motorcycles Establishment sector generated jobs for 218,849 workers in 2014. Majority of the workers were employed in the following industries:

- Wholesale of medical and pharmaceutical products employed a total of 18,055 (8.2%) workers;
- Retail sale in department stores with 14,477 (6.6%) workers;
- Retail selling in supermarkets with 13,631 (6.2%) workers.

(Figure 2 shows the Employment by Industry Group)



Revenue and Value Added

Total revenue earned by the sector reached ₱1,435.0 billion in 2014. The sector generated value added of ₱133.0 billion. The top earners for the sector were the following industries:

- Wholesale of medical and pharmaceutical products with ₱193.3 billion (13.5%) revenue and value added of ₱18.3 billion (13.7%);
- Sale of passenger motor vehicles generated ₱150.7 billion (10.5%) revenue and value added of ₱7.5 billion (5.6%);
- Whole sale of solid, liquid and gaseous fuels and related products earned ₱124.3 billion (8.7%) revenue and generated value added of ₱4.5 billion (3.4%).

(Figure 3 shows the Revenue and Value Added by Industry Group)

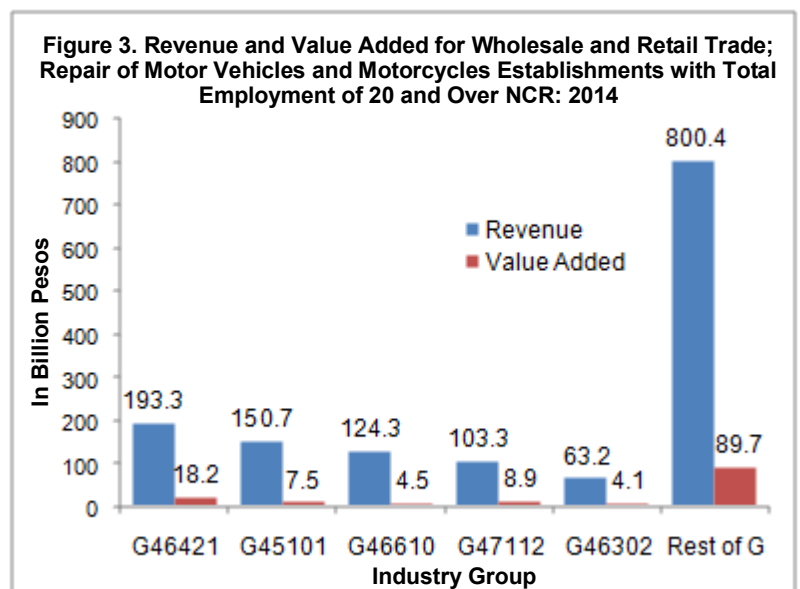


Table 1. Summary Statistics for Wholesale and Retail Trade; Repair of Motor Establishments with Total Employment of 20 and Over by Industry Group, NCR: 2014 (Value in thousand pesos. Details may not add-up to total due to rounding add/or statistical disclosure control)

2009 PSIC Code	Industry Description	Number of Establishments	Employment as of November 15		Total Compensation	Total Revenue
			Total	Paid Employees		
			(1)	(2)		
G	WHOLESALE AND RETAIL TRADE; REPAIR OF MOTOR VEHICLES AND MOTORCYCLES	3,687	218,849	218,403	50,838,249	1,435,039,073
G45101	Sale of passenger motor vehicles	122	11,950	11,930	2,731,654	150,685,905
G45102	Sale of lorries, trailers and semi-trailers	11	381	370	107,238	1,836,387
G45109	Sale of other motor vehicles	8	422	422	66,646	3,067,639
G45201	Repair of motor vehicles, including overhauling	58	1,677	1,655	253,658	998,306
G45202	Repair of batteries for motor vehicles	3	77	77	12,660	52,622
G45203	Vulcanizing or preparing of tires for motor vehicles					
G45209	Maintenance of motor vehicles, n.e.c.	16	422	422	92,019	633,497
G45301	Wholesale of motor vehicles parts and accessories	22	687	687	158,132	2,547,600
G45302	Retail sale of motor vehicles parts and accessories	65	2,250	2,250	401,887	5,400,327
G45303	Wholesale of motor vehicles tires and batteries	17	977	977	247,804	7,674,081
G45304	Retail sale of motor vehicles tires and batteries	16	530	530	136,897	2,611,404
G45309	Sale of motor vehicle parts and accessories, n.e.c.	5	214	214	29,250	580,611
G45401	Sale of motorcycles and their parts and components					
G45402	Maintenance and repair of motorcycles and their parts and components	41	2198	2198	270670	4735600
G46102	Wholesale on a fee or contract basis, of food, beverages and tobacco	6	247	245	62,782	769,341
G46103	Wholesale on a fee or contract basis, of textile, clothing, and footwear	5	226	226	49,372	264,381
G46104	Wholesale on a fee or contract basis, of household appliances, articles and equipment	6	268	268	22,802	328,144
G46105	Wholesale on a fee or contract basis, of miscellaneous consumer goods	10	210	210	19,445	211,523
G46106	Wholesale on a fee or contract basis, of construction materials and hardware	3	120	120	16,403	197,938
G46107	Wholesale on a fee or contract basis, of chemical and pharmaceutical products	4	165	165	42,230	274,242
G46108	Wholesale on a fee or contract basis, of machinery, equipment and supplies					
G46109	Wholesale on a fee or contract basis, of other products	4	127	127	33,270	140,494
G46201	Wholesale of palay, corn (unmilled) and other grains					
G46202	Wholesale of abaca and other fibers, except synthetic fibers	4	486	486	45,749	1,076,664
G46203	Wholesale of coconut and coconut by-products	3	89	89	10,794	492,101
G46204	Wholesale of oleaginous fruits (e.g., oil seeds, palm oil, sunflower seeds, etc.)					
G46206	Wholesale of flowers and plants	5	133	133	15,035	624,143
G46207	Wholesale of livestock and poultry and unprocessed animal products					
G46208	Wholesale of fish and other seafoods	15	405	405	53,793	1,811,081
G46209	Wholesale of farm, forest and marine products, including seeds and animal feeds, hides and skins, leather, etc., n.e.c.	21	1,280	1,280	288,485	12,449,032
G46301	Wholesale of fruits, nuts and vegetables	12	797	797	192,648	2,254,483
G46302	Wholesale of sugar, confectionery and bakery products and other processed foods	90	5,469	5,431	1,120,411	63,156,710
G46303	Wholesale of meat and poultry products, including eggs	18	1,202	1,202	251,699	13,157,919

concluded

2009 PSIC Code	Industry Description	Number of Establishments	Employment		Total Compensation	Total Revenue
			Total	Paid		
			(1)	(2)		
G46304	Wholesale of rice, corn and other cereals	7	3,118	3,118	1,409,733	38,849,587
G46305	Wholesale of fishery products					
G46306	Wholesale of drinking water, juices (including powder),	69	3,836	3,836	820,906	28,940,918
G46307	Wholesale of tobacco products					
G46308	Wholesale of spices	5	219	219	60,015	2,354,409
G46309	Wholesale of food, beverage and tobacco, n.e.c.	24	1,455	1,455	364,014	8,825,914
G46411	Wholesale of textile fabrics, all kinds, including	6	287	287	42,994	1,025,419
G46412	Wholesale of wearing apparel, except footwear					
G46413	Wholesale of made-up textile goods, except wearing	40	2376	2365	386623	6961425
G46414	Wholesale of articles of clothing, including accessories					
G46415	Wholesale of footwear, all kinds of materials	17	1,184	1,181	241,713	3,486,958
G46418	Wholesale of leather and leather goods, including	5	218	218	54,593	925,156
G46419	Wholesale of textiles, clothing and footwear, n.e.c.	5	302	302	38,518	281,865
G46421	Wholesale of medicinal and pharmaceutical products	177	18,055	18,055	7,039,197	193,280,000
G46422	Wholesale of surgical and orthopedic instruments and	38	2,206	2,206	700,373	7,906,575
G46423	Wholesale of photographic and optical goods	16	1,243	1,243	340,184	5,259,226
G46424	Wholesale of musical instruments/sporting goods	20	1,222	1,222	214,497	2,467,988
G46425	Wholesale of paper and paper products (including	40	1,988	1,978	560,963	11,502,952
G46426	Wholesale of books, magazines and newspapers	11	375	374	104,166	1,514,640
G46427	Wholesale of perfumeries, cosmetics and soaps	61	5,565	5,565	1,453,768	54,942,423
G46428	Wholesale of watches, clocks and jewelries	36	1,898	1,898	280,015	12,554,543
G46429	Wholesale of miscellaneous consumer goods, n.e.c.					
G46491	Wholesale of household-type appliances, except radio and television equipment, cd and dvd players/recorders	27	2,340	2,340	647,644	12,203,588
G46492	Wholesale of household furniture, furnishing and	25	1,090	1,090	206,419	2,340,576
G46493	Wholesale of recorded audio and video tapes, cds,	7	406	406	86,034	1,463,459
G46494	Wholesale of chinaware, glassware, earthenware, woodenware, wickerware, corkware, plasticware, cutlery and utensils	34	1,708	1,708	549,268	7,250,980
G46495	Wholesale of handicraft products	8	313	313	46,803	456,744
G46496	Wholesale of lighting equipment	16	704	704	126,857	3,884,177
G46499	Wholesale of other household goods, n.e.c.	11	566	548	94,152	1,768,251
G46510	Wholesale of computers, computer peripheral	80	6,862	6,857	1,921,601	35,723,670
G46521	Wholesale of electronic valves and tubes	7	352	352	96,517	1,858,912
G46522	Wholesale of semi-conductor devices	12	412	412	98,796	866,156
G46525	Wholesale of radio and television including parts and	5	377	377	148,326	9,842,516
G46526	Wholesale of telephone and communications					
G46527	Wholesale of blank audio and video tapes and diskettes, magnetic and optical disks (cds, dvds)	25	1789	1788	322304	12350988
G46530	Wholesale of agricultural machinery, equipment and	15	622	608	88,533	2,811,647
G46591	Wholesale of commercial machinery and equipment	42	2,200	2,200	452,801	5,641,554

concluded

2009 PSIC Code	Industry Description	Number of Establishments	Employment as of November 15		Total Compensation	Total Revenue
			Total	Paid Employees		
			(1)	(2)		
G46592	Wholesale of industrial machinery and equipment	125	7,338	7,338	1,562,532	23,360,203
G46593	Wholesale of office machinery equipment including office furniture, furnishings, appliances and vases	26	2,073	2,068	507,814	5,857,380
G46594	Wholesale of professional and scientific and measuring and controlling equipment	52	2,570	2,566	495,173	9,417,974
G46595	Wholesale of transport equipment and supplies, except land motor vehicles, motorcycles and bicycles	5	357	357	61,535	745,617
G46599	Wholesale of other machinery and equipment, n.e.c.	11	454	454	91,135	2,070,845
G46610	Wholesale of solid, liquid and gaseous fuels and related products	40	2,436	2,436	689,209	124,255,515
G46620	Wholesale of metals and metal ores	11	619	619	112,830	2,696,253
G46631	Wholesale of lumber and planning mill products, wood in the rough	8	389	389	107,397	2,440,487
G46632	Wholesale of cement, hydraulic	5	492	492	146,816	2,853,555
G46633	Wholesale of masonry materials, except cement	29	1045	1039	214489	1746264
G46634	Wholesale of flat glass					
G46635	Wholesale of hardware, paints, varnishes and lacquers, and plumbing materials, including fittings and fixtures	63	3,400	3,400	767,026	13,799,922
G46636	Wholesale of electrical materials	36	2,003	2,003	564,017	9,998,717
G46637	Wholesale of wallpaper and floor coverings	4	180	180	41,552	575,916
G46639	Wholesale of construction materials and supplies, n.e.c.	42	2,293	2,293	559,021	12,121,721
G46691	Wholesale of industrial chemical products	55	2,452	2,452	690,244	28,745,880
G46692	Wholesale of fertilizers and agro-chemical products	19	1,322	1,310	495,581	11,550,441
G46693	Wholesale of non-metallic products except cement, sand and gravel					
G46694	Wholesale of scrap metals, waste and junk	36	852	852	85,998	485,692
G46695	Wholesale of scraps, except metal					
G46699	Wholesale of other waste and scrap and other products, n.e.c.					
G46900	Non-specialized wholesale trade	12	355	355	56,211	797,422
G47111	Retail selling in groceries	48	1,762	1,743	265,352	12,803,030
G47112	Retail selling in supermarkets	164	13,631	13,617	2,858,874	103,264,908
G47114	Retail selling in convenience stores	7	145	145	22,144	603,743
G47115	Retail selling in hypermarkets	27	5,076	5,076	844,981	25,200,939
G47191	Retail selling in department stores	51	14,477	14,475	3,165,802	49,943,858
G47199	Retail selling in non-specialized stores, n.e.c.	4	165	165	31,338	307,831
G47211	Retail sale of fruits and vegetables	7	338	338	45,306	748,199
G47212	Retail sale of eggs and dairy products					
G47213	Retail sale of meat and poultry products	13	772	772	139,492	4,811,565
G47214	Retail sale of bakery products	33	762	762	197,535	2,190,735
G47215	Retail sale of fish and other seafood's (fresh and dried)	7	292	292	33,172	1,148,413
G47216	Retail sale of rice, corn and other cereals					
G47219	Retail sale of food products, n.e.c.	14	565	565	67,803	495,851
G47221	Retail sale of alcoholic beverages (not consumed on the spot)	4	104	103	21,311	451,686
G47222	Retail sale of non-alcoholic beverages (not consumed on the spot)	3	107	107	11992	107474
G47230	Retail sale of tobacco products in specialized stores					

concluded

2009 PSIC Code	Industry Description	Number of Establishments	Employment		Total Compensation	Total Revenue
			Total	Paid		
			(1)	(2)		
G47300	Retail sale of automotive fuel in specialized stores	157	4,389	4,372	575,721	36,205,022
G47411	Retail sale of computers	48	3,456	3,456	694,197	17,074,962
G47412	Retail sale of computer peripheral equipment	20	737	737	163,175	1,855,891
G47413	Retail sale of computer software	7	400	400	116,012	926,503
G47414	Retail sale of cellular phones, parts and accessories	24	1,019	999	168,261	5,958,692
G47419	Retail sale of other telecommunications equipment	9	202	202	25,305	202,403
G47422	Retail sale of audio and video equipment	9	470	470	116,609	1,296,712
G47423	Retail sale of stereo equipment, cd and dvd players					
G47429	Retail sale of audio and video equipment, n.e.c.	11	454	454	66,164	715,349
G47511	Retail sale of textiles, all kinds					
G47512	Retail sale of modistes' supplies					
G47521	Retail sale of hardware materials	108	4,066	4,066	798,423	18,730,044
G47522	Retail sale of glass and mirror	16	627	627	60,233	785,704
G47523	Retail sale of lumber	50	2,378	2,378	539,275	16,698,577
G47524	Retail sale of construction materials					
G47525	Retail sale of masonry materials	7	208	208	71,724	472,189
G47527	Retail sale of paints, varnishes and lacquers	5	114	114	11590	155793
G47529	Retail sale of construction supplies, n.e.c.					
G47530	Retail sale of carpets, rugs, wall and floor coverings in specialized stores	3	136	136	21,648	265,702
G47591	Retail sale of home furnishing, furniture and fixtures, including lamps and lamp shades	39	1,465	1,465	165,940	2,298,958
G47592	Retail sale of chinaware, glassware, earthenware and utensils	5	242	242	45,442	301,516
G47593	Retail sale of household appliances, articles and equipment	86	3,825	3,825	679,033	23,417,792
G47594	Retail sale of musical instruments and records, tapes	8	305	305	48,841	822,067
G47595	Retail sale of handicrafts	4	84	84	11,142	46,659
G47599	Retail sale of electrical household appliances, furniture, lighting equipment and other household articles in specialized stores, n.e.c.	6	611	605	88,457	1,269,487
G47610	Retail sale of books, newspapers and stationery in	76	2,791	2,778	613,391	6,650,704
G47620	Retail sale of music and video recordings in specialized	3	79	79	14,700	170,867
G47631	Retail sale of sporting goods and athletic supplies	27	942	802	145,882	3,193,541
G47632	Retail sale of marine supplies, including nets and gears	3	64	64	8970	76081
G47633	Retail sale of camping goods and bicycles					
G47640	Retail sale of games and toys in specialized stores	6	168	168	24,434	746,446
G47711	Retail sale of wearing apparel, except footwear	128	6106	6106	1101735	16567343
G47712	Retail sale of made-up textile goods					
G47713	Retail sale of footwear, all kinds	31	1,947	1,947	296,635	5,514,231
G47714	Retail sale of leather and artificial leather goods and travel accessories, except footwear	4	162	162	31,356	1,031,877
G47719	Retail sale of other clothing, footwear and leather articles in specialized stores, n.e.c.	9	510	510	112,981	1,173,033
G47721	Retail sale of drugs and pharmaceutical goods	139	5,109	5,109	1,919,040	30,087,662

concluded

2009 PSIC Code	Industry Description	Number of Establishments	Employment		Total Compensation	Total Revenue
			Total	Paid Employees		
			(1)	(2)		
G47722	Retail sale of medical, surgical and orthopedic goods/instruments and dental supplies	22	959	933	215,369	4,796,540
G47723	Retail sale of perfumery, cosmetic and toilet articles	29	1,873	1,873	266,420	6,215,578
G47731	Retail sale of feeds, fertilizers and insecticides	6	278	278	50,244	1,348,495
G47732	Retail sale of gifts and novelty goods	22	717	717	110,043	1,449,078
G47733	Retail sale of office machines and equipment, excluding computers and computer peripheral equipment	11	567	567	73,397	525,064
G47734	Retail sale of jewelry, watches and clocks	17	609	609	66,170	589,085
G47735	Retail sale of fresh and artificial flowers and plants	5	120	120	20,466	134,105
G47736	Retail sale of beauty parlor supplies and equipment	7	324	324	29,758	508,102
G47737	Retail sale of art goods, marble products, painting and artists' supplies	4	206	202	51,539	431,166
G47738	Retail sale of optical goods and supplies	16	450	450	52,376	488,662
G47739	Other retail sale of new goods in specialized stores, n.e.c.	17	830	830	215,132	4,521,473
G47742	Retail sale of books and other goods	3	155	155	14,552	74,506
G47743	Retail sale of antiques and auctioning houses	4	241	241	22,173	581,775
G47749	Retail sale of second-hand goods, n.e.c.	19	554	554	70,951	3,397,622
G47750	Retail sale of liquefied petroleum gas and other fuel products	3	325	325	81,502	960,564
G47913	Retail sale via internet	12	451	451	76,399	1,132,018
G47991	Door-to-door retailing					
G47992	Selling by vending machine					
G47993	Retail sale of health products, non-store					
G47994	Retail sale of water (including distribution)					

2009 PSIC Code	Industry Description	Total Cost	Value Added	Gross Additions to Fixed Assets	Change in Inventories	Subsidies
G	WHOLESALE AND RETAIL TRADE; REPAIR OF MOTOR	1,377,178,900	132,978,350	7,423,914	26,993,058	4,719,236
G45101	Sale of passenger motor vehicles	148,102,380	7,456,605	478,736	2,635,149	-
G45102	Sale of lorries, trailers and semi-trailers	1,728,247	345,416	-	-119,974	-
G45109	Sale of other motor vehicles	2,935,175	226,155	188	73,868	-
G45201	Repair of motor vehicles, including overhauling	935,185	337,209	6,681	-6,785	-
G45202	Repair of batteries for motor vehicles	49,948	16,728	-	67	-
G45203	Vulcanizing or preparing of tires for motor vehicles					
G45209	Maintenance of motor vehicles, n.e.c.	574,928	256,220	-	-2,348	-
G45301	Wholesale of motor vehicles parts and accessories	2,403,143	424,055	146,414	272,154	-
G45302	Retail sale of motor vehicles parts and accessories	5,179,348	723,723	19,088	-59,862	-
G45303	Wholesale of motor vehicles tires and batteries	7,005,049	1,103,998	133,383	2,651	-
G45304	Retail sale of motor vehicles tires and batteries	2,354,147	427,745	1,089	-124,640	-
G45309	Sale of motor vehicle parts and accessories, n.e.c.	573,974	37,006	1,622	21,038	-
G45401	Sale of motorcycles and their parts and components					
G45402	Maintenance and repair of motorcycles and their parts and components	448,351	47,283	-	381,843	-

concluded

2009 PSIC Code	Industry Description	Total Cost	Value Added	Gross Additions to Fixed Assets	Change in Inventories	Subsidies
		(6)	(7)	(8)	(9)	(10)
G46102	Wholesale on a fee or contract basis, of food, beverages and	742,266	235,568	638	100	-
G46103	Wholesale on a fee or contract basis, of textile, clothing, and	235,570	80,609	2,748	-3,181	-
G46104	Wholesale on a fee or contract basis, of household appliances,	312,527	44,722	-	-	-
G46105	Wholesale on a fee or contract basis, of miscellaneous	222,245	30,334	-	-	-
G46106	Wholesale on a fee or contract basis, of construction materials	188,752	28,249	1,339	-	-
G46107	Wholesale on a fee or contract basis, of chemical and	225,038	99,433	205	-	-
G46108	Wholesale on a fee or contract basis, of machinery, equipment	134,052	41,225	15	-	-
G46201	Wholesale of palay, corn (unmilled) and other grains	982,729	152,058	88	-17,126	-
G46202	Wholesale of abaca and other fibers, except synthetic fibers	487,724	19,622	-	208,753	-
G46203	Wholesale of coconut and coconut by-products	595,716	51,990	398	7,370	-
G46204	Wholesale of oleaginous fruits (e.g., oil seeds, palm oil,					
G46206	Wholesale of flowers and plants					
G46207	Wholesale of livestock and poultry and unprocessed animal					
G46208	Wholesale of fish and other seafoods	1,708,228	186,713	-	698,754	-
G46209	Wholesale of farm, forest and marine products, including seeds and animal feeds, hides and skins, leather, etc., n.e.c.	11,859,188	1,051,882	67,718	462,275	-
G46301	Wholesale of fruits, nuts and vegetables	1,907,665	577,088	4,801	-4,280	-
G46302	Wholesale of sugar, confectionery and bakery products and	61,171,939	4,110,918	97,238	3,184,134	-
G46303	Wholesale of meat and poultry products, including eggs	12,828,714	692,264	372,640	571,670	-
G46304	Wholesale of rice, corn and other cereals	38,484,417	2,732,227	1,950	3,372,063	4,361,205
G46305	Wholesale of fishery products					
G46306	Wholesale of drinking water, juices (including powder), coffee,	27,231,242	3,081,136	209,416	1,432,452	-
G46307	Wholesale of tobacco products					
G46308	Wholesale of spices	2,298,997	260,083	1,774	56,926	-
G46309	Wholesale of food, beverage and tobacco, n.e.c.	7,907,129	1,317,247	5,247	363,980	-
G46411	Wholesale of textile fabrics, all kinds, including man-made fibers	964,450	111,431	-	122,139	-
G46412	Wholesale of wearing apparel, except footwear					
G46413	Wholesale of made-up textile goods, except wearing apparel	6721488	808407	2050	151018	-
G46414	Wholesale of articles of clothing, including accessories					
G46415	Wholesale of footwear, all kinds of materials	3,359,530	440,130	16,193	226,378	-
G46418	Wholesale of leather and leather goods, including man-made	900,857	118,768	5,083	40,216	-
G46419	Wholesale of textiles, clothing and footwear, n.e.c.	265,966	62,534	5	39,897	-
G46421	Wholesale of medicinal and pharmaceutical products	184,832,208	18,249,487	511,340	3,433,451	-
G46422	Wholesale of surgical and orthopedic instruments and devices	7,417,927	1,412,629	177,079	451,431	-
G46423	Wholesale of photographic and optical goods	4,923,689	760,692	37,434	76,242	-
G46424	Wholesale of musical instruments/sporting goods (including	2,360,984	378,159	5,432	30,569	-
G46425	Wholesale of paper and paper products (including stationeries)	10,912,651	1,259,900	23,047	263,188	-
G46426	Wholesale of books, magazines and newspapers	1,279,803	318,062	-	-51,245	-

concluded

2009 PSIC Code	Industry Description	Total Cost	Value Added	Gross Additions to Fixed Assets	Change in Inventories	Subsidies
		(6)	(7)	(8)	(9)	(10)
G46427	Wholesale of perfumeries, cosmetics and soaps	52,444,221	5,135,110	121,553	1,115,395	-
G46428	Wholesale of watches, clocks and jewelries	11,946,172	974,636	15,975	-34,735	-
G46429	Wholesale of miscellaneous consumer goods, n.e.c.					-
G46491	Wholesale of household-type appliances, except radio and television equipment, cd and dvd players/recorders	11,844,978	1,313,147	123,144	533,312	-
G46492	Wholesale of household furniture, furnishing and fixtures	2,232,233	350,296	293,318	34,565	-
G46493	Wholesale of recorded audio and video tapes, cds, dvds	1,363,496	198,770	2,841	55,555	-
G46494	Wholesale of chinaware, glassware, earthenware, woodenware, wickerware, corkware, plasticware, cutlery and utensils	6,994,712	966,329	3,987	-47,188	-
G46495	Wholesale of handicraft products	448,722	67,159	35	9,972	-
G46496	Wholesale of lighting equipment	3,544,398	508,932	900	251,327	-
G46499	Wholesale of other household goods, n.e.c.	1,594,666	316,114	2,775	11,915	-
G46510	Wholesale of computers, computer peripheral equipment and software	33,770,654	4,311,648	130,462	1,028,961	-
G46521	Wholesale of electronic valves and tubes	1,771,035	371,706	24,103	20,990	-
G46522	Wholesale of semi-conductor devices	810,428	170,222	984	25,200	-
G46525	Wholesale of radio and television including parts and accessories	9,782,787	395,974	4,967	-53,497	-
G46526	Wholesale of telephone and communications equipment	11716344	1168519	25685	1223442	-
G46527	Wholesale of blank audio and video tapes and diskettes,					-
G46530	Wholesale of agricultural machinery, equipment and supplies	2,570,341	356,317	-	837,047	-
G46591	Wholesale of commercial machinery and equipment	5,437,761	814,374	10,265	241,969	-
G46592	Wholesale of industrial machinery and equipment	21,762,371	3,784,501	292,746	933,173	-
G46593	Wholesale of office machinery equipment including office	5,329,360	1,145,078	124,916	56,125	-
G46594	Wholesale of professional and scientific and measuring and	8,370,340	1,852,019	15,652	327,320	-
G46595	Wholesale of transport equipment and supplies, except land	728,702	109,295	4,057	105,243	-
G46599	Wholesale of other machinery and equipment, n.e.c.	1,862,688	341,630	6,163	352,756	-
G46610	Wholesale of solid, liquid and gaseous fuels and related	122,394,094	4,541,842	778,609	-1,705,927	-
G46620	Wholesale of metals and metal ores	2,637,356	216,834	12,362	97,223	-
G46631	Wholesale of lumber and planing mill products, wood in the rough	1,967,031	632,726	10,599	112,151	-
G46632	Wholesale of cement, hydraulic	2,718,811	375,361	-	42,489	-
G46633	Wholesale of masonry materials, except cement	1640073	389705	13103	153295	-
G46634	Wholesale of flat glass					-
G46635	Wholesale of hardware, paints, varnishes and lacquers, and	13,367,915	1,485,032	211,924	153,349	-
G46636	Wholesale of electrical materials	9,917,811	1,293,154	54,497	-122,282	-
G46637	Wholesale of wallpaper and floor coverings	539,590	89,322	3,952	-7,231	-
G46639	Wholesale of construction materials and supplies, n.e.c.	11,757,172	1,225,334	119,333	271,541	-
G46691	Wholesale of industrial chemical products	27,529,916	2,258,627	177,326	-1,376,806	-
G46692	Wholesale of fertilizers and agro-chemical products	10,383,626	1,972,933	69,096	39,872	-
G46693	Wholesale of non-metallic products except cement, sand and gravel					-
G46694	Wholesale of scrap metals, waste and junk	461,598	129,343	-	-503	-
G46695	Wholesale of scraps, except metal					-
G46699	Wholesale of other waste and scrap and other products, n.e.c.					-

concluded

2009 PSIC Code	Industry Description	Total Cost	Value Added	Gross	Change in Inventories	Subsidies
				Additions to Fixed Assets		
		(6)	(7)	(8)	(9)	(10)
G46900	Non-specialized wholesale trade	780,405	82,158	-	7,767	-
G47111	Retail selling in groceries	11,975,865	1,238,238	21,415	167,781	358,031
G47112	Retail selling in supermarkets	98,364,656	8,925,141	930,380	1,054,490	-
G47114	Retail selling in convenience stores	598,378	31,834	-	-529	-
G47115	Retail selling in hypermarkets	24,532,018	2,053,304	420,060	109,001	-
G47191	Retail selling in department stores	48,241,628	5,783,733	420,490	698,082	-
G47199	Retail selling in non-specialized stores, n.e.c.	296,435	44,857	-	-5,983	-
G47211	Retail sale of fruits and vegetables	722,882	76,748	762	-9,004	-
G47212	Retail sale of eggs and dairy products	4,684,916	338,349	14,712	-81,431	-
G47213	Retail sale of meat and poultry products	2,080,383	330,833	906	-44,990	-
G47214	Retail sale of bakery products	1,064,183	140,746	-	-232,764	-
G47215	Retail sale of fish and other seafoods (fresh and dried)	406,740	168,247	-	-69,454	-
G47216	Retail sale of rice, corn and other cereals	447,314	36,326	28,444	94,202	-
G47219	Retail sale of food products, n.e.c.	104,111	19,850	-	-8,397	-
G47221	Retail sale of alcoholic beverages (not consumed on the spot)	35,886,227	1,023,607	63,422	-93,966	-
G47222	Retail sale of non-alcoholic beverages (not consumed on the spot)	16,057,714	1,905,781	15,882	118,313	-
G47230	Retail sale of tobacco products in specialized stores	1,766,591	285,751	12,298	23,301	-
G47300	Retail sale of automotive fuel in specialized stores	839,992	228,506	688	8,602	-
G47411	Retail sale of computers	5,447,612	769,327	6,323	351,790	-
G47412	Retail sale of computer peripheral equipment	178,280	53,548	-	-87	-
G47413	Retail sale of computer software	1,263,692	190,887	-	123,777	-
G47414	Retail sale of cellular phones, parts and accessories	16,209,094	1,566,919	6,945	3,339	-
G47419	Retail sale of other telecommunications equipment	388,237	163,477	6,535	37,006	-
G47422	Retail sale of audio and video equipment	152,321	17,870	-	7,219	-
G47423	Retail sale of stereo equipment, cd and dvd players and equipment	256,216	37,385	-	54,919	-
G47429	Retail sale of audio and video equipment, n.e.c.	2,210,680	288,992	735	31,639	-
G47511	Retail sale of textiles, all kinds					
G47512	Retail sale of modistes' supplies					
G47521	Retail sale of hardware materials					
G47522	Retail sale of glass and mirror					
G47523	Retail sale of lumber					
G47524	Retail sale of construction materials					
G47525	Retail sale of masonry materials					
G47527	Retail sale of paints, varnishes and lacquers					
G47529	Retail sale of construction supplies, n.e.c.					
G47530	Retail sale of carpets, rugs, wall and floor coverings in specialized stores					
G47591	Retail sale of home furnishing, furniture and fixtures, including lamps and lamp shades					


concluded

2009 PSIC Code	Industry Description	Total Cost	Value Added	Gross	Change in Inventories	Subsidies
				Additions to Fixed Assets		
		(6)	(7)	(8)	(9)	(10)
G47592	Retail sale of chinaware, glassware, earthenware and utensils	291,662	62,668	1,721	-3,897	-
G47593	Retail sale of household appliances, articles and equipment	21,086,968	3,243,951	34,736	419,302	-
G47594	Retail sale of musical instruments and records, tapes and cartridges	764,302	167,924	6,107	16,362	-
G47595	Retail sale of handicrafts	46,381	12,598	412	-260	-
G47599	Retail sale of electrical household appliances, furniture, lighting equipment and other household articles in specialized stores, n.e.c.	1,234,289	142,809	-	-16,667	-
G47610	Retail sale of books, newspapers and stationery in specialized stores	6,178,023	1,273,557	-	-109,924	-
G47620	Retail sale of music and video recordings in specialized stores	162,719	26,243	-	-10,452	-
G47631	Retail sale of sporting goods and athletic supplies	3,109,040	341,271	15,983	111,017	-
G47632	Retail sale of marine supplies, including nets and gears	74644	11303	-	-785	-
G47633	Retail sale of camping goods and bicycles					
G47640	Retail sale of games and toys in specialized stores	729,990	56,183	1,574	-2,518	-
G47711	Retail sale of wearing apparel, except footwear	15464658	2570349	88559	732231	-
G47712	Retail sale of made-up textile goods					
G47713	Retail sale of footwear, all kinds	5,049,366	945,990	12,009	23,375	-
G47714	Retail sale of leather and artificial leather goods and travel	992,052	93,332	4,274	-59,957	-
G47719	Retail sale of other clothing, footwear and leather articles in specialized stores, n.e.c.	1,085,780	224,396	2,367	-14,467	-
G47721	Retail sale of drugs and pharmaceutical goods	29,625,735	2,655,999	99,976	-59,870	-
G47722	Retail sale of medical, surgical and orthopedic	4,461,878	661,997	-	-41,740	-
G47723	Retail sale of perfumery, cosmetic and toilet articles	6,083,583	470,984	36,285	-33,848	-
G47731	Retail sale of feeds, fertilizers and insecticides	1,265,164	151,839	13,618	30,052	-
G47732	Retail sale of gifts and novelty goods	1,383,689	201,297	4,279	26,019	-
G47733	Retail sale of office machines and equipment, excluding	486,849	127,304	6,320	11,318	-
G47734	Retail sale of jewelry, watches and clocks	558,209	112,311	-	21,508	-
G47735	Retail sale of fresh and artificial flowers and plants	130,272	27,773	-	195	-
G47736	Retail sale of beauty parlor supplies and equipment	452,900	81,580	-	18,038	-
G47737	Retail sale of art goods, marble products, painting and artists' supplies	379,653	115,630	3,787	532	-
G47738	Retail sale of optical goods and supplies	471,248	71,500	-	5,019	-
G47739	Other retail sale of new goods in specialized stores, n.e.c.	4,268,234	538,164	9,702	74,971	-
G47742	Retail sale of books and other goods	71909	18349	713	2420	-
G47743	Retail sale of antiques and auctioning houses					
G47749	Retail sale of second-hand goods, n.e.c.	557,106	60,242	-	55,339	-
G47750	Retail sale of liquefied petroleum gas and other fuel products	3,320,846	175,370	-	-2,084	-
G47913	Retail sale via internet	939,390	103,961	523	13,960	-
G47991	Door-to-door retailing					
G47992	Selling by vending machine					
G47993	Retail sale of health products, non-store	1,084,347	149,630	641	13242	-
G47994	Retail sale of water (including distribution)					

Source: 2014 Annual Survey of Philippine Business and Industry (Final Results), PSA

Note: PSIC- Philippine Standard and Industrial Classification

- zero

	For more inquiries, please contact:
	Mr. PACIANO B. DIZON OIC-Regional Director, PSA-NCR E-mail: psa.ncr.rssso@gmail.com
	For more information, please visit our website at:
	http://www.psa.gov.ph http://rssoncr.psa.gov.ph