



Republic of the Philippines

**Philippine Statistics Authority**

NCR Provincial Office II – Quezon City and City of Marikina

# SPECIAL RELEASE

## POPULATION OF BARANGAY SAN ROQUE, CITY OF MARIKINA

(Results based from 2015 Census of Population)

**Date of Release: June 4, 2021**

Reference No. 2020-SR-008 (POII)

The Census of Population, which is a complete enumeration of households in the country, is designed primarily to take an inventory of the population of all barangays in the Philippines as mandated by RA No. 10625 and Executive Order No. 352. It also collects information about some characteristics of the population such as age, sex, marital status, and highest grade completed.

This special release presents data on the population of Barangay San Roque, City of Marikina. Figures are based from the tabulated data of the 2015 Census of Population.

### Total Population of Barangay San Roque Reaches 17,945

The total population of Barangay San Roque, City of Marikina reached 17,945 as of August 1, 2015. This accounts for 4.0 percent of the city's total population.

The household population of Barangay San Roque constituted a sum of 17,848 while the remaining 97 people

belonged to the institutional population or those residing in institutional living quarters such as hotels, hospitals, orphanages, homes for the aged, jails, and military camps.

Table 1. Total Population, Household Population, Institutional Population Brgy. San Roque, City of Marikina: 2015

Total Population	17,945
Household Population	17,848
Institutional Population	97

*Source: Philippine Statistics Authority, 2015 Census of Population*

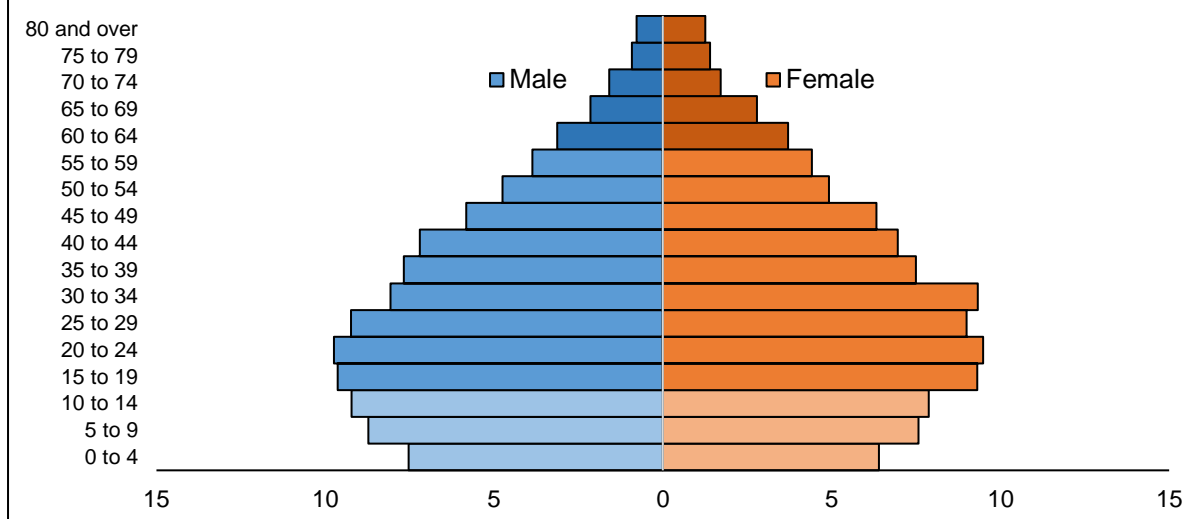
Of the household population, 8,633 or 48.4 percent were male while 9,215 or 51.6 percent were female. These figures resulted to a sex ratio of 94 males per 100 females.

### Age 20 to 24 Years Comprise the Largest Age Group

The age-sex distribution of the population showed that persons aged 20 to 24 years comprised the largest age group, making up 9.6 percent of the household population. This was followed by those in the age groups 15 to 19 years (9.5 percent) and 25 to 29 years (9.1 percent).

Females outnumbered males in the age groups 0 to 54 years and in the older age groups (55 years old and over). *Refer to Table 2 for details.*

**Figure 1. Total Household Population by Sex and Age group in Brgy. San Roque, City of Marikina: 2015**



Source: Philippine Statistics Authority, 2015 Census of Population

### Median Age is 29 Years

In 2015, the median age of the household population of Barangay San Roque was 29. This means that half of the household population was younger than 29 years. This was higher than the median age of the City of Marikina which was 27 years.

### Five in Seven of the Household Population are of Voting Age

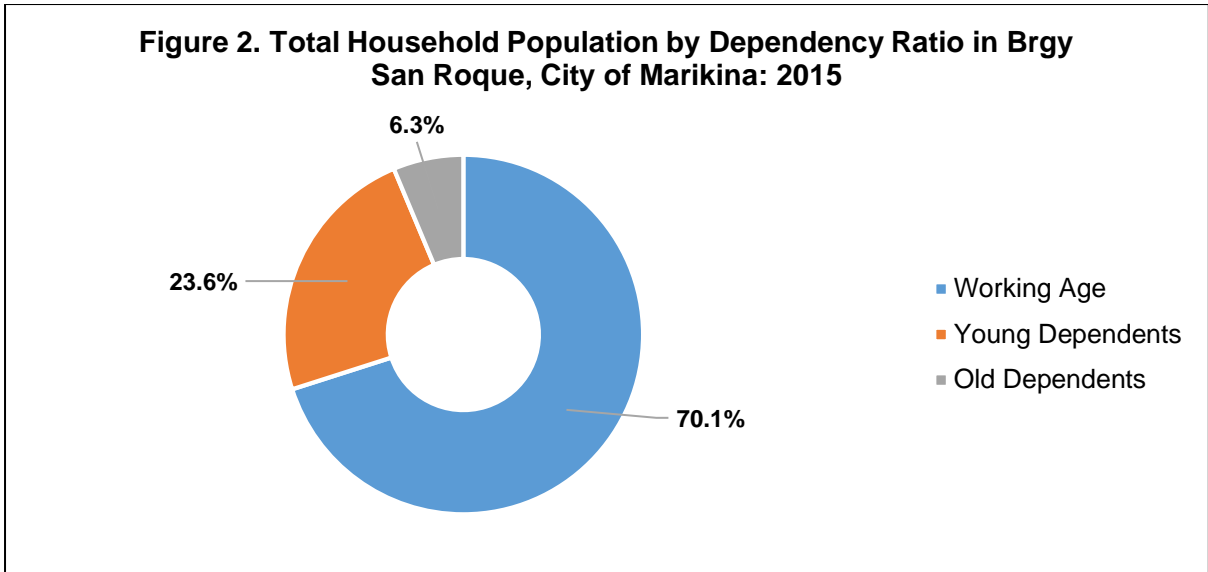
A total of 12,707 or 71.2 percent of the barangay's household populace belonged to the voting population or those aged 18 years and over. There were more female voters (6,726 or 52.9 percent) than male voters (5,981 or 47.1 percent). Refer to Table 3 for details.

### Senior Citizens Constitute 9.7 Percent of the Household Population

People who were regarded as senior citizens were those aged 60 years and over. In 2015, senior citizens made up 9.7 percent of the barangay's household population. Among the senior citizens, females (57.6 percent) outnumbered males (42.4 percent). Refer to Table 2 for details.

### Overall Dependency Ratio Totals 43 Dependents

The overall dependency ratio of Barangay San Roque was 43, which indicates that for every 100 working-age population, there were about 43 dependents (34 young dependents and 9 old dependents). This was lower than the overall dependency ratio of the City of Marikina which was 48 dependents. Refer to Table 4 for details.



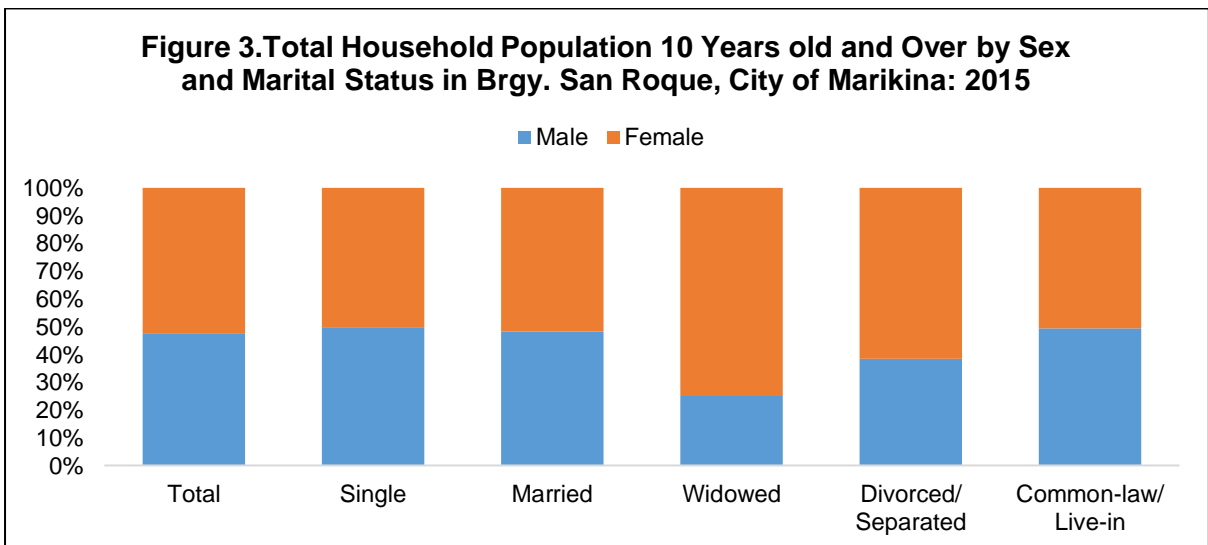
Source: Philippine Statistics Authority, 2015 Census of Population

**Two Elderly for Every Five Children Below 15 Years**

The ageing index or the proportion of persons aged 60 years and over per 100 persons under the age of 15 years in Barangay San Roque registered 41.3 percent. This translates to two persons aged 60 years and over for every five children under 15 years old.

**Never Been Married Persons Tally 53.0 Percent**

Of the total household population 10 years old and over, 53.0 percent has never been married while 35.1 percent was married. The rest of the population was categorized as follows: common-law/live-in (5.5 percent), widowed (4.5 percent) and divorced/separated (1.8 percent). Among those who have never been married, a higher proportion in females (50.5 percent) than males (49.5 percent) was recorded. Likewise, the proportion of females were higher than males among those who were widowed (74.7 percent), divorced/separated (61.7 percent), married (51.8 percent) and common-law/live-in (50.7 percent). Refer to Table 5 for details.



Source: Philippine Statistics Authority, 2015 Census of Population

## **Females Outnumber Males Among Baccalaureate Degree Holders**

Of the total household population 5 years old and over, 30.9 percent had attended or completed high school education, 27.3 percent were baccalaureate degree holders, 19.0 percent were college undergraduates, and 16.1 percent had attended or completed elementary education. Among those baccalaureate degree holders, there were more females (54.6 percent) than males (45.4 percent). *Refer to Table 6 for details.*

## **Simple Literacy Rate is Recorded at 98.5 Percent**

Barangay San Roque recorded a literacy rate of 98.5 percent which was higher than the total literacy rate of the City of Marikina that was at 98.3 percent. Literacy rate was slightly higher among females (98.8 percent) than males (98.2 percent). *Refer to Table 7 for details.*

## **Three in Every Five Persons are Engaged in a Gainful Activity**

Approximately three in every five persons (61.0 percent) were engaged in gainful activity during the 12 months preceding the census. Among the major occupation groups, clerical support workers comprised the largest group (23.6 percent). Service and sales workers came next (16.8 percent), followed by managers (12.1 percent). *Refer to Table 8 for details.*

Table 2. Total Household Population by Sex in Brgy San Roque, City of Marikina: 2015

Age Group	Total	Male	Female
San Roque	17,848	8,633	9,215
0 - 4	1,240	650	590
5 - 9	1,451	753	698
10 - 14	1,522	796	726
15 - 19	1,690	831	859
20 - 24	1,715	841	874
25 - 29	1,628	798	830
30 - 34	1,556	696	860
35 - 39	1,353	662	691
40 - 44	1,264	622	642
45 - 49	1,086	503	583
50 - 54	863	410	453
55 - 59	740	333	407
60 - 64	612	270	342
65 - 69	442	185	257
70 - 74	295	137	158
75 - 79	208	79	129
80 and over	183	67	116

Source: Philippine Statistics Authority, 2015 Census of Population

Table 3. Total Household Voting Population by Sex in Brgy San Roque, City of Marikina: 2015

City/ Brgy.	Total Household Voting Population	Male	Female
City of Marikina	300,719	143,389	157,330
San Roque	12,707	5,981	6,726

Source: Philippine Statistics Authority, 2015 Census of Population

Table 4. Total Household Population by Dependency Ratio in Brgy San Roque, City of Marikina: 2015

City/ Brgy.	Total Household Population	Young Dependent (0-14 years old)	Working Age (15-64 years old)	Old Dependent (65 and over)
City of Marikina	448,893	122,958	304,132	21,803
San Roque	17,848	4,213	12,507	1,128

Source: Philippine Statistics Authority, 2015 Census of Population

Table 5. Total Household Population 10 Years old and Over by Sex and Marital Status in Brgy. San Roque, City of Marikina: 2015

City/Brgy.	Total	Single	Married	Widowed	Divorced/ Separated	Common-law/Live-in	Unknown
City of Marikina	368,637	174,080	132,446	15,238	7,268	39,389	216
San Roque	15,157	8,028	5,314	688	266	834	27
Male	7,230	3,975	2,560	174	102	411	8
Female	7,927	4,053	2,754	514	164	423	19

Source: Philippine Statistics Authority, 2015 Census of Population

Table 6. Total Household Population 5 years old and over by Highest Grade Completed in Brgy. San Roque, City of Marikina: 2015

City/ Brgy.	Total Household Population (5 years and over)	No Grade Completed	Preschool	Special Education	Elementary
City of Marikina	409,634	5,887	10,116	496	134,804
San Roque	16,608	208	383	23	2,672
Male	7,983	121	189	17	1,282
Female	8,625	87	194	6	1,390

Table 6 - Concluded

High School	Post Year Secondary	College Undergraduate	Baccalaureate Graduate	Post Baccalaureate	Not Reported
147,944	11,513	72,906	80,101	1,123	135
5,138	405	3,162	4,528	51	38
2,574	155	1,548	2,056	24	17
2,564	250	1,614	2,472	27	21

Source: Philippine Statistics Authority, 2015 Census of Population

Table 7. Total Household Population 5 years old and over by Literacy in Brgy. San Roque, City of Marikina: 2015

City/ Brgy.	Total Household Population (5 years and over)	Yes	No
City of Marikina	409,634	402,787	6,847
San Roque	16,608	16,365	243
Male	7,983	7,840	143
Female	8,625	8,525	100

Source: Philippine Statistics Authority, 2015 Census of Population

Table 8. Total Household Population 15 years old and over by Usual Activity / Occupation in Brgy. San Roque, City of Marikina: 2015

City/ Brgy.	Total Household Population (15 years and over)	Total Working	Managers	Professionals	Technicians and Associate Professionals	Clerical Support Workers
City of Marikina	325,935	192,484	19,611	20,557	15,993	31,980
San Roque	13,635	8,318	1,009	962	656	1,960

Table 8 – Concluded

Service and Sales Workers	Skilled Agricultural Forestry and Fishery Workers	Craft and Related Trades Workers	Plant and Machine Operators and Assemblers	Elementary Occupations	Armed Forces Occupations	Not Reported
36,730	668	20,628	17,954	27,667	145	551
1,397	21	638	630	984	3	58

Source: Philippine Statistics Authority, 2015 Census of Population

## TECHNICAL NOTES

The 2015 Census of Population (POPCEN 2015) was undertaken by the Philippine Statistics Authority (PSA) in August 2015 as mandated by Republic Act No. 10625, otherwise known as the Philippine Statistics Act of 2013. It was the 14th census of population that was undertaken since the first census in 1903. POPCEN 2015 was designed to take an inventory of the total population all over the Philippines and collect information about their characteristics. Census day for the POPCEN 2015 was August 1, 2015 (12:01 a.m.). POPCEN 2015 made use of the de jure concept of enumeration wherein households and persons are enumerated in the area where they usually reside as of the census reference date. Enumeration lasted for about 25 days, from 10 August to 6 September 2015. Enumeration was extended until 15 September 2015 for large provinces and some highly urbanized cities.

Total population	the sum of the household population and institutional population. It also includes Filipinos in Philippine embassies, consulates, and missions abroad
Household population	comprises of persons who belong to a household, the basic criterion of which is the usual place of residence or the place where the person usually resides
Institutional population	the population enumerated in collective or institutional living quarters such as: dormitories/lodging houses, jails/prisons, military camps, convents/seminaries, and mental hospitals
Household	a social unit consisting of a person living alone or a group of persons who sleep in the same housing unit and have a common arrangement in the preparation and consumption of food
Age	the interval of time between a person's date of birth and the census reference date (1 August 2015). Expressed in completed years (as of last birthday), it is recorded in whole number
Median age	the age at which exactly half of the population is younger than this age and the other half is older than it
Overall dependency ratio	the ratio of persons in the dependent ages (under 15 years old and over 64 years old) to persons in the economically active or working ages (15 to 64 years old) in the population

Marital status                      the personal status of each individual with reference to the marriage laws or customs of the country

Simple literacy rate                the proportion of persons aged 10 years and over who are able to read and write a simple message in any language or dialect

Highest grade / year completed    the highest grade or year completed in school, college or university

Usual activity / occupation        the kind of job or business, which a person aged 15 years and over was engaged in most of the time during the 12 months preceding the census



**APOLINAR F. OBLEA**  
Chief Statistical Specialist