



Republic of the Philippines

**Philippine Statistics Authority**

NCR Provincial Office II – Quezon City and City of Marikina

# SPECIAL RELEASE

## POPULATION OF BARANGAY SANTA ELENA, CITY OF MARIKINA

(Results based from 2015 Census of Population)

**Date of Release: June 8, 2021**

Reference No. 2020-SR-009 (POII)

The Census of Population, which is a complete enumeration of households in the country, is designed primarily to take an inventory of the population of all barangays in the Philippines as mandated by RA No. 10625 and Executive Order No. 352. It also collects information about some characteristics of the population such as age, sex, marital status, and highest grade completed.

This special release presents data on the population of Barangay Santa Elena, City of Marikina. Figures are based from the tabulated data of the 2015 Census of Population.

### Total Population of Barangay Santa Elena Reaches 6,928

The total population of Barangay Santa Elena, City of Marikina reached 6,928 as of August 1, 2015. This accounts for 1.5 percent of the city's total population.

The household population of Barangay Santa Elena constituted a sum of 6,466 while the remaining 462 people

belonged to the institutional population or those residing in institutional living quarters such as hotels, hospitals, orphanages, homes for the aged, jails, and military camps.

Table 1. Total Population, Household Population, Institutional Population Brgy. Santa Elena, City of Marikina: 2015

Total Population	6,928
Household Population	6,466
Institutional Population	462

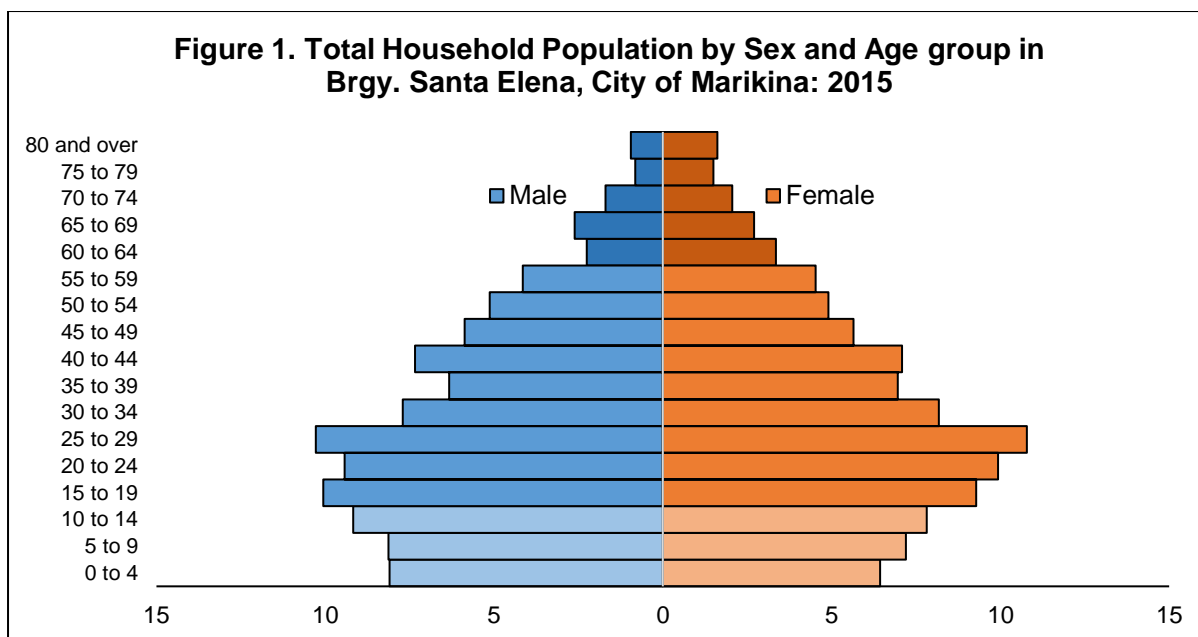
*Source: Philippine Statistics Authority, 2015 Census of Population*

Of the household population, 3,064 or 47.4 percent were male while 3,402 or 52.6 percent were female. These figures resulted to a sex ratio of 90 males per 100 females.

### Persons Aged 25 to 29 Years Comprise the Largest Age Group

The age-sex distribution of the population showed that persons aged 25 to 29 years comprised the largest age group, making up 10.5 percent of the household population. This was followed by those in the age groups 15 to 19 years and 20 to 24 years (both at 9.7 percent), and 10 to 14 years (8.5 percent).

Females outnumbered males in the age groups 0 to 54 years and in the older age groups (55 years old and over). *Refer to Table 2 for details.*



### Median Age is 29 Years

In 2015, the median age of the household population of Barangay Santa Elena was 29. This means that half of the household population was younger than 29 years. This was higher than the median age of the City of Marikina which was 27 years.

### Five in Seven of the Household Population are of Voting Age

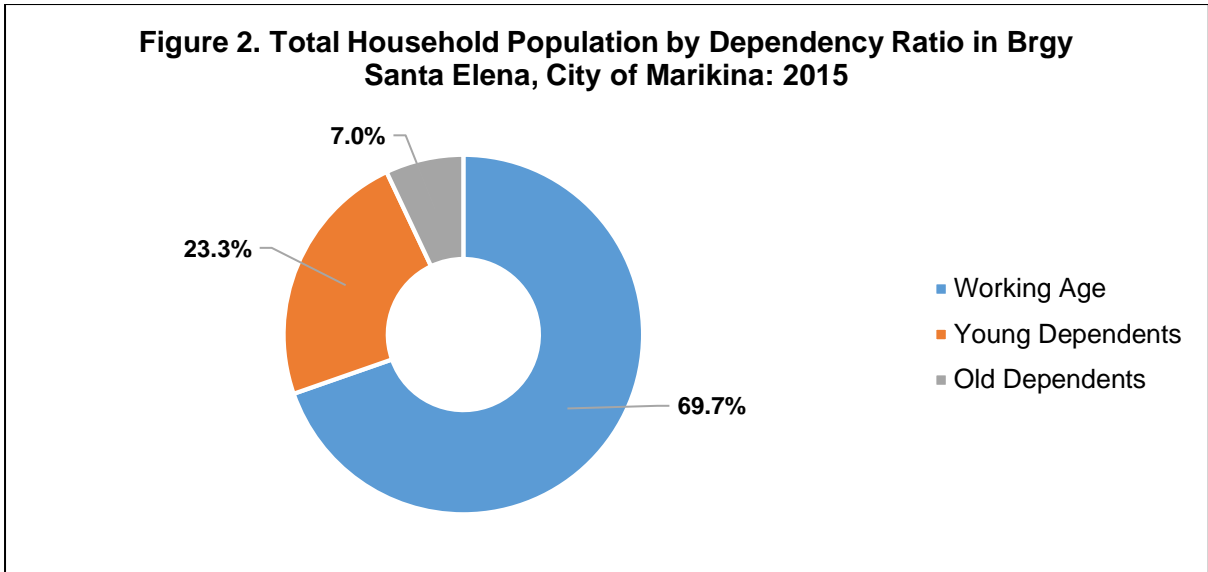
A total of 4,603 or 71.2 percent of the barangay's household populace belonged to the voting population or those aged 18 years and over. There were more female voters (2,488 or 54.1 percent) than male voters (2,115 or 45.9 percent). Refer to Table 3 for details.

### Senior Citizens Constitute 9.9 Percent of the Household Population

People who were regarded as senior citizens were those aged 60 years and over. In 2015, senior citizens made up 9.9 percent of the barangay's household population. Among the senior citizens, females (60.0 percent) outnumbered males (40.0 percent). Refer to Table 2 for details.

### Overall Dependency Ratio Totals 43 Dependents

The overall dependency ratio of Barangay Santa Elena was 43, which indicates that for every 100 working-age population, there were about 43 dependents (33 young dependents and 10 old dependents). This was lower than the overall dependency ratio of the City of Marikina which was 48 dependents. Refer to Table 4 for details.



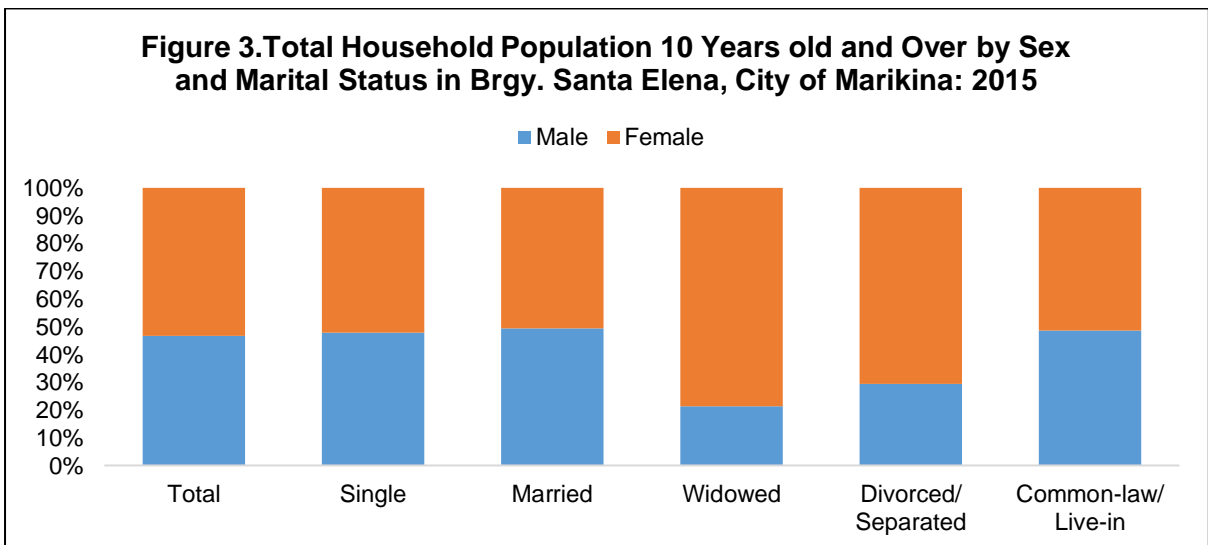
Source: Philippine Statistics Authority, 2015 Census of Population

### Three Elderly for Every Seven Children Below 15 Years

The ageing index or the proportion of persons aged 60 years and over per 100 persons under the age of 15 years in Barangay Santa Elena registered 42.2 percent. This translates to three persons aged 60 years and over for every seven children under 15 years old.

### Never Been Married Persons Tally 49.7 Percent

Of the total household population 10 years old and over, 49.7 percent has never been married while 36.1 percent was married. The rest of the population was categorized as follows: common-law/live-in (6.7 percent), widowed (5.1 percent), and divorced/separated (2.3 percent). Among those who have never been married, a higher proportion in females (52.2 percent) than males (47.8 percent) was recorded. Likewise, the proportion of females was higher than males among those who were widowed (78.6 percent), divorced/separated (70.5 percent), common-law/live-in (51.5 percent), and married (50.6 percent). *Refer to Table 5 for details.*



Source: Philippine Statistics Authority, 2015 Census of Population

## **Females Outnumber Males Among Bacalaureate Degree Holders**

Of the total household population 5 years old and over, 34.7 percent had attended or completed high school education, 25.0 percent were bacalaureate degree holders, 18.9 percent were college undergraduates and 16.8 percent had attended or completed elementary education. Among those bacalaureate degree holders, there were more females (55.7 percent) than males (44.3 percent). *Refer to Table 6 for details.*

## **Simple Literacy Rate is Recorded at 99.4 Percent**

Barangay Santa Elena recorded a literacy rate of 99.4 percent which was higher than the total literacy rate of the City of Marikina that was at 98.3 percent. Literacy rate was slightly higher among females (99.5 percent) than males (99.3 percent). *Refer to Table 7 for details.*

## **Five in Every Eight Persons are Engaged in a Gainful Activity**

Approximately five in every eight persons (62.5 percent) were engaged in gainful activity during the 12 months preceding the census. Among the major occupation groups, service and sales workers comprised the largest group (21.8 percent). Clerical support workers came next (19.5 percent), followed by managers (14.8 percent). *Refer to Table 8 for details.*

Table 2. Total Household Population by Sex in Brgy Santa Elena, City of Marikina: 2015

Age Group	Total	Male	Female
Santa Elena	6,466	3,064	3,402
0 - 4	467	248	219
5 - 9	494	249	245
10 - 14	547	281	266
15 - 19	624	308	316
20 - 24	627	289	338
25 - 29	682	315	367
30 - 34	514	236	278
35 - 39	431	194	237
40 - 44	466	225	241
45 - 49	372	180	192
50 - 54	324	157	167
55 - 59	281	127	154
60 - 64	183	69	114
65 - 69	172	80	92
70 - 74	122	52	70
75 - 79	76	25	51
80 and over	84	29	55

Source: Philippine Statistics Authority, 2015 Census of Population

Table 3. Total Household Voting Population by Sex in Brgy Santa Elena, City of Marikina: 2015

City/ Brgy.	Total Household Voting Population	Male	Female
City of Marikina	300,719	143,389	157,330
Santa Elena	4,603	2,115	2,488

Source: Philippine Statistics Authority, 2015 Census of Population

Table 4. Total Household Population by Dependency Ratio in Brgy Santa Elena, City of Marikina: 2015

City/ Brgy.	Total Household Population	Young Dependent (0-14 years old)	Working Age (15-64 years old)	Old Dependent (65 and over)
City of Marikina	448,893	122,958	304,132	21,803
Santa Elena	6,466	1,508	4,504	454

Source: Philippine Statistics Authority, 2015 Census of Population

Table 5. Total Household Population 10 Years old and Over by Sex and Marital Status in Brgy. Santa Elena, City of Marikina: 2015

City/Brgy.	Total	Single	Married	Widowed	Divorced/ Separated	Common-law/Live-in	Unknown
City of Marikina	368,637	174,080	132,446	15,238	7,268	39,389	216
Santa Elena	5,505	2,737	1,987	281	129	371	0
Male	2,567	1,308	981	60	38	180	0
Female	2,938	1,429	1,006	221	91	191	0

Source: Philippine Statistics Authority, 2015 Census of Population

Table 6. Total Household Population 5 years old and over by Highest Grade Completed in Brgy. Santa Elena, City of Marikina: 2015

City/ Brgy.	Total Household Population (5 years and over)	No Grade Completed	Preschool	Special Education	Elementary
City of Marikina	409,634	5,887	10,116	496	134,804
Santa Elena	5,999	47	120	5	1,006
Male	2,816	24	63	5	471
Female	3,183	23	57	0	535

Table 6 - Concluded

High School	Post Year Secondary	College Undergraduate	Baccalaureate Graduate	Post Baccalaureate	Not Reported
147,944	11,513	72,906	80,101	1,123	135
2,084	88	1,133	1,497	18	1
989	33	558	663	9	1
1,095	55	575	834	9	0

Source: Philippine Statistics Authority, 2015 Census of Population

Table 7. Total Household Population 5 years old and over by Literacy in Brgy. Santa Elena, City of Marikina: 2015

City/ Brgy.	Total Household Population (5 years and over)	Yes	No
City of Marikina	409,634	402,787	6,847
Santa Elena	5,999	5,961	38
Male	2,816	2,795	21
Female	3,183	3,166	17

Source: Philippine Statistics Authority, 2015 Census of Population

Table 8. Total Household Population 15 years old and over by Usual Activity / Occupation in Brgy. Santa Elena, City of Marikina: 2015

City/ Brgy.	Total Household Population (15 years and over)	Total Working	Managers	Professionals	Technicians and Associate Professionals	Clerical Support Workers
City of Marikina	325,935	192,484	19,611	20,557	15,993	31,980
Santa Elena	4,958	3,097	457	322	272	604

Table 8 – Concluded

Service and Sales Workers	Skilled Agricultural Forestry and Fishery Workers	Craft and Related Trades Workers	Plant and Machine Operators and Assemblers	Elementary Occupations	Armed Forces Occupations	Not Reported
36,730	668	20,628	17,954	27,667	145	551
675	5	113	203	444	1	1

Source: Philippine Statistics Authority, 2015 Census of Population

## TECHNICAL NOTES

The 2015 Census of Population (POPCEN 2015) was undertaken by the Philippine Statistics Authority (PSA) in August 2015 as mandated by Republic Act No. 10625, otherwise known as the Philippine Statistics Act of 2013. It was the 14th census of population that was undertaken since the first census in 1903. POPCEN 2015 was designed to take an inventory of the total population all over the Philippines and collect information about their characteristics. Census day for the POPCEN 2015 was August 1, 2015 (12:01 a.m.). POPCEN 2015 made use of the de jure concept of enumeration wherein households and persons are enumerated in the area where they usually reside as of the census reference date. Enumeration lasted for about 25 days, from 10 August to 6 September 2015. Enumeration was extended until 15 September 2015 for large provinces and some highly urbanized cities.

Total population	the sum of the household population and institutional population. It also includes Filipinos in Philippine embassies, consulates, and missions abroad
Household population	comprises of persons who belong to a household, the basic criterion of which is the usual place of residence or the place where the person usually resides
Institutional population	the population enumerated in collective or institutional living quarters such as: dormitories/lodging houses, jails/prisons, military camps, convents/seminaries, and mental hospitals
Household	a social unit consisting of a person living alone or a group of persons who sleep in the same housing unit and have a common arrangement in the preparation and consumption of food
Age	the interval of time between a person's date of birth and the census reference date (1 August 2015). Expressed in completed years (as of last birthday), it is recorded in whole number
Median age	the age at which exactly half of the population is younger than this age and the other half is older than it
Overall dependency ratio	the ratio of persons in the dependent ages (under 15 years old and over 64 years old) to persons in the economically active or working ages (15 to 64 years old) in the population

Marital status                      the personal status of each individual with reference to the marriage laws or customs of the country

Simple literacy rate                the proportion of persons aged 10 years and over who are able to read and write a simple message in any language or dialect

Highest grade / year completed    the highest grade or year completed in school, college or university

Usual activity / occupation        the kind of job or business, which a person aged 15 years and over was engaged in most of the time during the 12 months preceding the census



**APOLINAR F. OBLEA**  
Chief Statistical Specialist