



Republic of the Philippines

Philippine Statistics Authority

NCR Provincial Office II – Quezon City and City of Marikina

SPECIAL RELEASE

POPULATION OF BARANGAY SANTO NIÑO, CITY OF MARIKINA

(Results based from 2015 Census of Population)

Date of Release: June 8, 2021

Reference No. 2020-SR-010 (POII)

The Census of Population, which is a complete enumeration of households in the country, is designed primarily to take an inventory of the population of all barangays in the Philippines as mandated by RA No. 10625 and Executive Order No. 352. It also collects information about some characteristics of the population such as age, sex, marital status, and highest grade completed.

This special release presents data on the population of Barangay Santo Niño, City of Marikina. Figures are based from the tabulated data of the 2015 Census of Population.

Total Population of Barangay Santo Niño Reaches 30,759

The total population of Barangay Santo Niño, City of Marikina reached 30,759 as of August 1, 2015. This accounts for 6.8 percent of the city's total population.

The household population of Barangay Santo Niño constituted a sum of 30,587 while the remaining 172 people

belonged to the institutional population or those residing in institutional living quarters such as hotels, hospitals, orphanages, homes for the aged, jails, and military camps.

Table 1. Total Population, Household Population, Institutional Population Brgy. Santo Niño, City of Marikina: 2015

Total Population	30,759
Household Population	30,587
Institutional Population	172

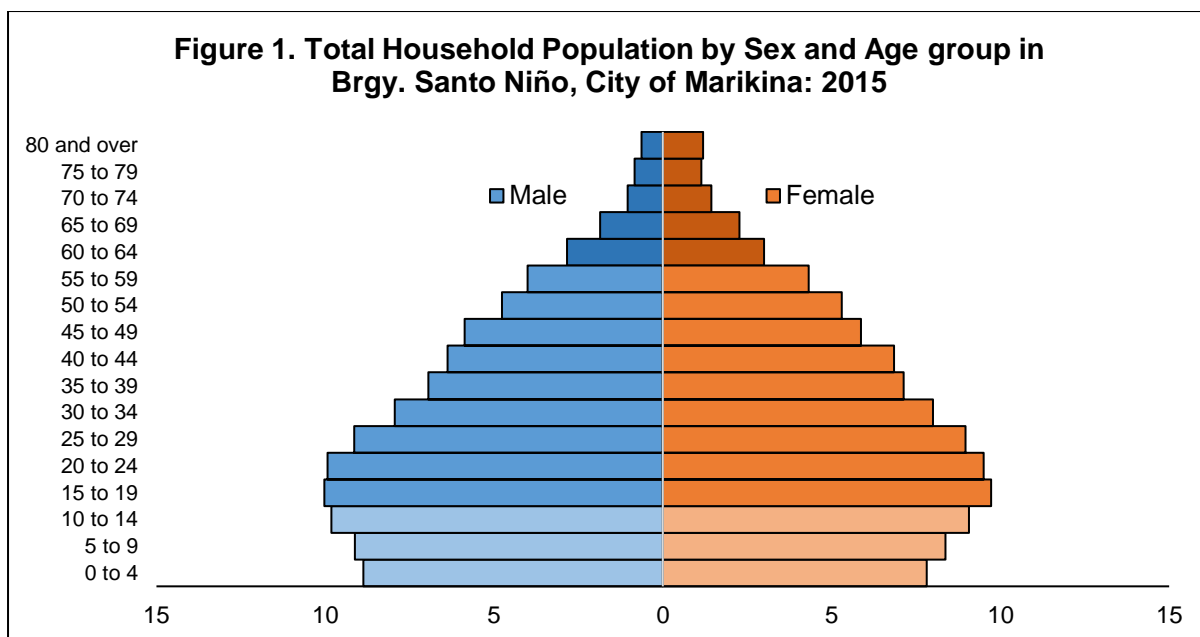
Source: Philippine Statistics Authority, 2015 Census of Population

Of the household population, 15,085 or 49.3 percent were male while 15,502 or 50.7 percent were female. These figures resulted to a sex ratio of 97 males per 100 females.

Persons Aged 15 to 19 Years Comprised the Largest Age Group

The age-sex distribution of the population showed that persons aged 15 to 19 years comprised the largest age group, making up 9.9 percent of the household population. This was followed by those in the age groups 20 to 24 years (9.7 percent) and 10 to 14 years (9.4 percent).

Females outnumbered males in the age groups 0 to 54 years and in the older age groups (55 years old and over). *Refer to Table 2 for details.*



Median Age is 27 Years

In 2015, the median age of the household population of Barangay Santo Niño was 27. This means that half of the household population was younger than 27 years. This was the same with the median age of the City of Marikina which was also 27 years.

Two in Three of the Household Population are of Voting Age

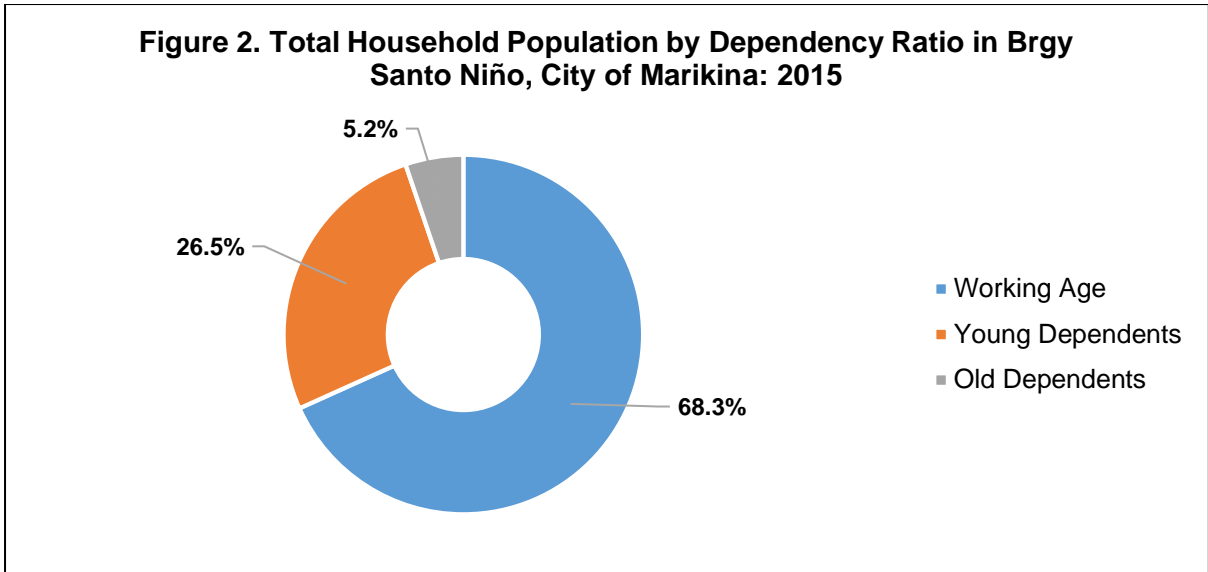
A total of 20,826 or 68.1 percent of the barangay’s household populace belonged to the voting population or those aged 18 years and over. There were more female voters (10,791 or 51.8 percent) than male voters (10,035 or 48.2 percent). *Refer to Table 3 for details.*

Senior Citizens Constitute 8.1 Percent of the Household Population

People who were regarded as senior citizens were those aged 60 years and over. In 2015, senior citizens made up 8.1 percent of the barangay’s household population. Among the senior citizens, females (56.4 percent) outnumbered males (43.6 percent). *Refer to Table 2 for details.*

Overall Dependency Ratio Totals 47 Dependents

The overall dependency ratio of Barangay Santo Niño was 47, which indicates that for every 100 working-age population, there were about 47 dependents (39 young dependents and 8 old dependents). This was lower than the overall dependency ratio of the City of Marikina which was 48 dependents. *Refer to Table 4 for details.*



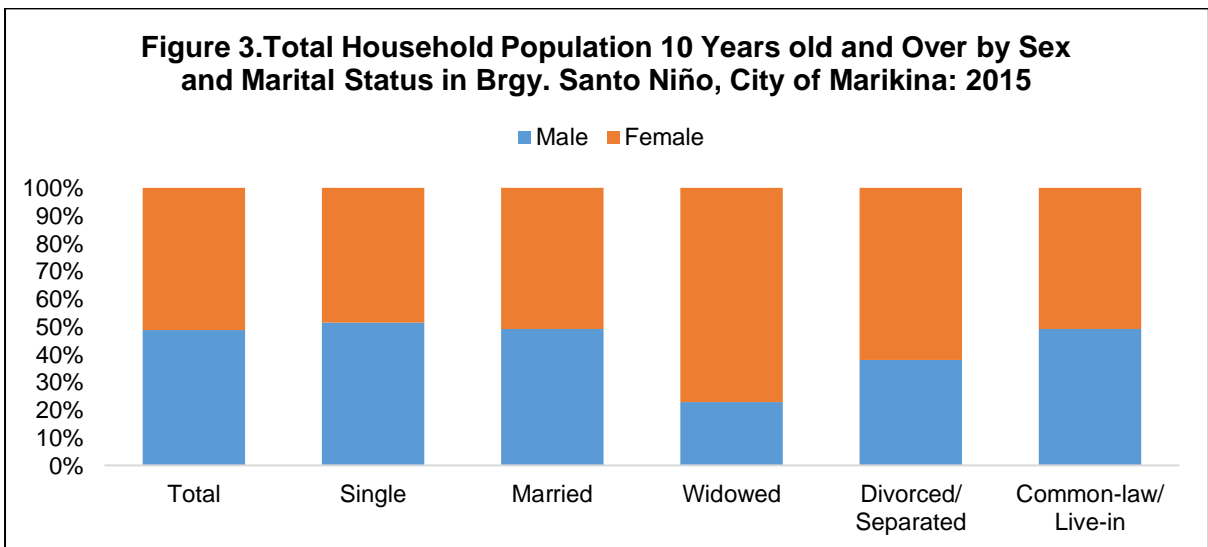
Source: Philippine Statistics Authority, 2015 Census of Population

One Elderly for Every Three Children Below 15 Years

The ageing index or the proportion of persons aged 60 years and over per 100 persons under the age of 15 years in Barangay Santo Niño registered 30.7 percent. This translates to one person aged 60 years and over for every three children under 15 years old.

Never Been Married Persons Tally 46.5 Percent

Of the total household population 10 years old and over, 46.5 percent has never been married while 35.7 percent was married. The rest of the population was categorized as follows: common-law/live-in (11.0 percent), widowed (4.4 percent) and divorced/separated (2.3 percent). Among those who have never been married, a higher proportion in males (51.4 percent) than females (48.6 percent) was recorded. Meanwhile, the proportion of females was higher than males among those who were widowed (77.2 percent), divorced/separated (62.0 percent), married (50.9 percent) and common-law/live-in (50.8 percent). Refer to Table 5 for details.



Source: Philippine Statistics Authority, 2015 Census of Population

Females Outnumber Males Among Baccalaureate Degree Holders

Of the total household population 5 years old and over, 35.6 percent had attended or completed high school education, 19.9 percent had attended or completed elementary education, 19.1 percent were baccalaureate degree holders, and 19.0 percent were college undergraduates. Among those baccalaureate degree holders, there were more females (56.3 percent) than males (43.7 percent). *Refer to Table 6 for details.*

Simple Literacy rate is Recorded at 99.2 Percent

Barangay Santo Niño recorded a literacy rate of 99.2 percent which was higher than the total literacy rate of the City of Marikina that was at 98.3 percent. Literacy rate was slightly higher among females (99.3 percent) than males (99.2 percent). *Refer to Table 7 for details.*

Three in Every Five Persons are Engaged in a Gainful Activity

Approximately three in every five persons (59.4 percent) were engaged in gainful activity during the 12 months preceding the census. Among the major occupation groups, service and sales workers comprised the largest group (21.9 percent). Clerical support workers came next (15.9 percent), followed by workers engaged in elementary occupations (14.3 percent). *Refer to Table 8 for details.*

Table 2. Total Household Population by Sex in Brgy Santo Niño, City of Marikina: 2015

Age Group	Total	Male	Female
Santo Niño	30,587	15,085	15,502
0 - 4	2,550	1,338	1,212
5 - 9	2,674	1,376	1,298
10 - 14	2,887	1,481	1,406
15 - 19	3,021	1,512	1,509
20 - 24	2,972	1,499	1,473
25 - 29	2,767	1,378	1,389
30 - 34	2,440	1,198	1,242
35 - 39	2,155	1,048	1,107
40 - 44	2,024	961	1,063
45 - 49	1,795	885	910
50 - 54	1,540	718	822
55 - 59	1,274	605	669
60 - 64	893	428	465
65 - 69	632	280	352
70 - 74	380	157	223
75 - 79	303	126	177
80 and over	280	95	185

Source: Philippine Statistics Authority, 2015 Census of Population

Table 3. Total Household Voting Population by Sex in Brgy Santo Niño, City of Marikina: 2015

City/ Brgy.	Total Household Voting Population	Male	Female
City of Marikina	300,719	143,389	157,330
Santo Niño	20,826	10,035	10,791

Source: Philippine Statistics Authority, 2015 Census of Population

Table 4. Total Household Population by Dependency Ratio in Brgy Santo Niño, City of Marikina: 2015

City/ Brgy.	Total Household Population	Young Dependent (0-14 years old)	Working Age (15-64 years old)	Old Dependent (65 and over)
City of Marikina	448,893	122,958	304,132	21,803
Santo Niño	30,587	8,111	20,881	1,595

Source: Philippine Statistics Authority, 2015 Census of Population

Table 5. Total Household Population 10 Years old and Over by Sex and Marital Status in Brgy. Santo Niño, City of Marikina: 2015

City/Brgy.	Total	Single	Married	Widowed	Divorced/ Separated	Common-law/Live-in	Unknown
City of Marikina	368,637	174,080	132,446	15,238	7,268	39,389	216
Santo Niño	25,363	11,806	9,062	1,125	574	2,796	0
Male	12,371	6,072	4,450	256	218	1,375	0
Female	12,992	5,734	4,612	869	356	1,421	0

Source: Philippine Statistics Authority, 2015 Census of Population

Table 6. Total Household Population 5 years old and over by Highest Grade Completed in Brgy. Santo Niño, City of Marikina: 2015

City/ Brgy.	Total Household Population (5 years and over)	No Grade Completed	Preschool	Special Education	Elementary
City of Marikina	409,634	5,887	10,116	496	134,804
Santo Niño	28,037	376	637	51	5,582
Male	13,747	200	325	30	2,777
Female	14,290	176	312	21	2,805

Table 6 - Concluded

High School	Post Year Secondary	College Undergraduate	Baccalaureate Graduate	Post Baccalaureate	Not Reported
147,944	11,513	72,906	80,101	1,123	135
9,981	644	5,323	5,368	75	0
5,088	286	2,663	2,347	31	0
4,893	358	2,660	3,021	44	0

Source: Philippine Statistics Authority, 2015 Census of Population

Table 7. Total Household Population 5 years old and over by Literacy in Brgy. Santo Niño, City of Marikina: 2015

City/ Brgy.	Total Household Population (5 years and over)	Yes	No
City of Marikina	409,634	402,787	6,847
Santo Niño	28,037	27,817	220
Male	13,747	13,634	113
Female	14,290	14,183	107

Source: Philippine Statistics Authority, 2015 Census of Population

Table 8. Total Household Population 15 years old and over by Usual Activity / Occupation in Brgy. Santo Niño, City of Marikina: 2015

City/ Brgy.	Total Household Population (15 years and over)	Total Working	Managers	Professionals	Technicians and Associate Professionals	Clerical Support Workers
City of Marikina	325,935	192,484	19,611	20,557	15,993	31,980
Santo Niño	22,476	13,341	1,357	1,348	1,150	2,115

Table 8 – Concluded

Service and Sales Workers	Skilled Agricultural Forestry and Fishery Workers	Craft and Related Trades Workers	Plant and Machine Operators and Assemblers	Elementary Occupations	Armed Forces Occupations	Not Reported
36,730	668	20,628	17,954	27,667	145	551
2,928	45	1,353	1,091	1,914	8	32

Source: Philippine Statistics Authority, 2015 Census of Population

TECHNICAL NOTES

The 2015 Census of Population (POPCEN 2015) was undertaken by the Philippine Statistics Authority (PSA) in August 2015 as mandated by Republic Act No. 10625, otherwise known as the Philippine Statistics Act of 2013. It was the 14th census of population that was undertaken since the first census in 1903. POPCEN 2015 was designed to take an inventory of the total population all over the Philippines and collect information about their characteristics. Census day for the POPCEN 2015 was August 1, 2015 (12:01 a.m.). POPCEN 2015 made use of the de jure concept of enumeration wherein households and persons are enumerated in the area where they usually reside as of the census reference date. Enumeration lasted for about 25 days, from 10 August to 6 September 2015. Enumeration was extended until 15 September 2015 for large provinces and some highly urbanized cities.

Total population	the sum of the household population and institutional population. It also includes Filipinos in Philippine embassies, consulates, and missions abroad
Household population	comprises of persons who belong to a household, the basic criterion of which is the usual place of residence or the place where the person usually resides
Institutional population	the population enumerated in collective or institutional living quarters such as: dormitories/lodging houses, jails/prisons, military camps, convents/seminaries, and mental hospitals
Household	a social unit consisting of a person living alone or a group of persons who sleep in the same housing unit and have a common arrangement in the preparation and consumption of food
Age	the interval of time between a person's date of birth and the census reference date (1 August 2015). Expressed in completed years (as of last birthday), it is recorded in whole number
Median age	the age at which exactly half of the population is younger than this age and the other half is older than it
Overall dependency ratio	the ratio of persons in the dependent ages (under 15 years old and over 64 years old) to persons in the economically active or working ages (15 to 64 years old) in the population

Marital status the personal status of each individual with reference to the marriage laws or customs of the country

Simple literacy rate the proportion of persons aged 10 years and over who are able to read and write a simple message in any language or dialect

Highest grade / year completed the highest grade or year completed in school, college or university

Usual activity / occupation the kind of job or business, which a person aged 15 years and over was engaged in most of the time during the 12 months preceding the census



APOLINAR F. OBLEA
Chief Statistical Specialist