



Republic of the Philippines

**Philippine Statistics Authority**

NCR Provincial Office II – Quezon City and Quezon City

# SPECIAL RELEASE

## POPULATION OF BARANGAY SANTOL, QUEZON CITY

(Results based from 2015 Census of Population)

**Date of Release: June 29, 2020**

Reference No. 2020-SR-126 (POII)

The Census of Population, which is a complete enumeration of households in the country, is designed primarily to take an inventory of the population of all barangays in the Philippines as mandated by RA No. 10625 and Executive Order No. 352. It also collects information about some characteristics of the population such as age, sex, marital status, and highest grade completed.

This special release presents data on the population of Barangay Santol, Quezon City. Figures are based from the tabulated data of the 2015 Census of Population.

### Total Population of Barangay Santol Reaches 7,548

The total population of Barangay Santol, Quezon City reached 7,548 as of August 1, 2015. This accounts for 0.3 percent of the city's total population. The household population of Barangay Santol constituted a sum of 7,534 while the remaining 14 people belonged to the institutional population or those residing in institutional living quarters such as hotels, hospitals, orphanages, homes for the aged, jails, and military camps.

Table 1. Total Population, Household Population, Institutional Population Brgy. Santol, Quezon City: 2015

Total Population	7,548
Household Population	7,534
Institutional Population	14

*Source: Philippine Statistics Authority, 2015 Census of Population*

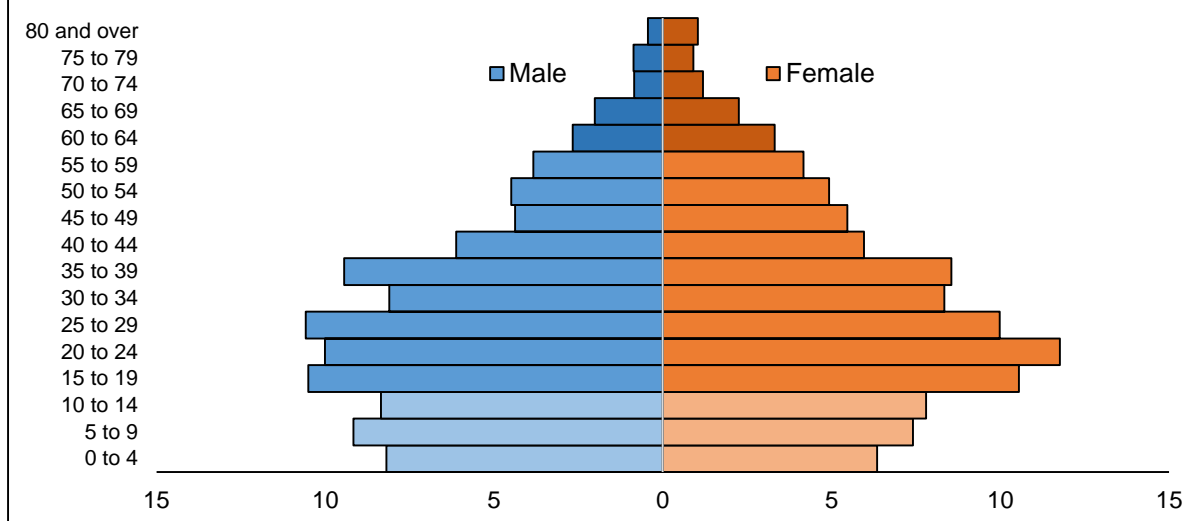
Of the household population, 3,676 or 48.8 percent were male while 3,858 or 51.2 percent were female. These figures resulted to a sex ratio of 95 males per 100 females.

### Persons Aged 20 to 24 Years Comprise the Largest Age Group

The age-sex distribution of the population showed that persons aged 20 to 24 years comprised the largest age group, making up 10.9 percent of the household population. This was followed by those in the age groups 15 to 19 years (10.5 percent) and 25 to 29 years (10.3 percent).

Females outnumbered males in the age groups 0 to 54 years and in the older age groups, 55 years old and over. *Refer to Table 2 for details.*

**Figure 1. Total Household Population by Sex and Age group in Brgy. Santol, Quezon City: 2015**



Source: Philippine Statistics Authority, 2015 Census of Population

### Median Age is 27 Years

In 2015, the median age of the household population of Barangay Santol was 27. This means that half of the household population was younger than 27 years. This was higher than the median age of Quezon City which was 26 years.

### Two in Three of the Household Population are of Voting Age

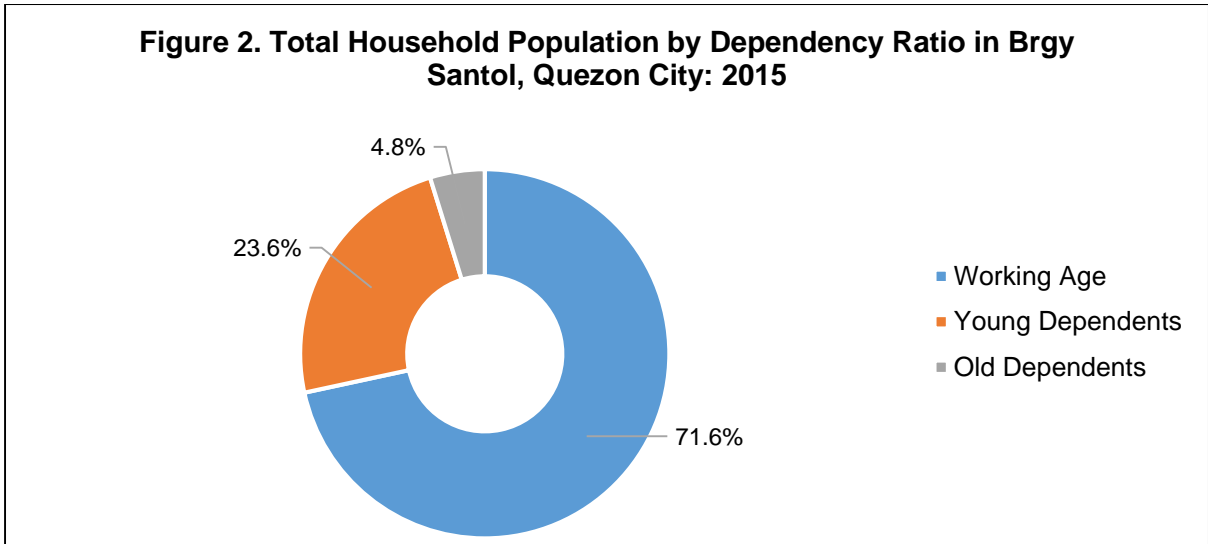
A total of 5,297 or 70.3 percent of the barangay's household populace belonged to the voting population or those aged 18 years and over. There were more female voters (2,809 or 53.0 percent) than male voters (2,488 or 47 percent). Refer to Table 3 for details.

### Senior Citizens Constitute 7.8 Percent of the Household Population

People who were regarded as senior citizens were those aged 60 years and over. In 2015, senior citizens made up 7.8 percent of the barangay's household population. Among the senior citizens, females (57.2 percent) outnumbered males (42.8 percent). Refer to Table 2 for details.

### Overall Dependency Ratio Totals 40 Dependents

The overall dependency ratio of Barangay Santol was 40, which indicates that for every 100 working-age population, there were about 40 dependents (33 young dependents and 7 old dependents). This was lower than the overall dependency ratio of Quezon City which was 44 dependents. Refer to Table 4 for details.



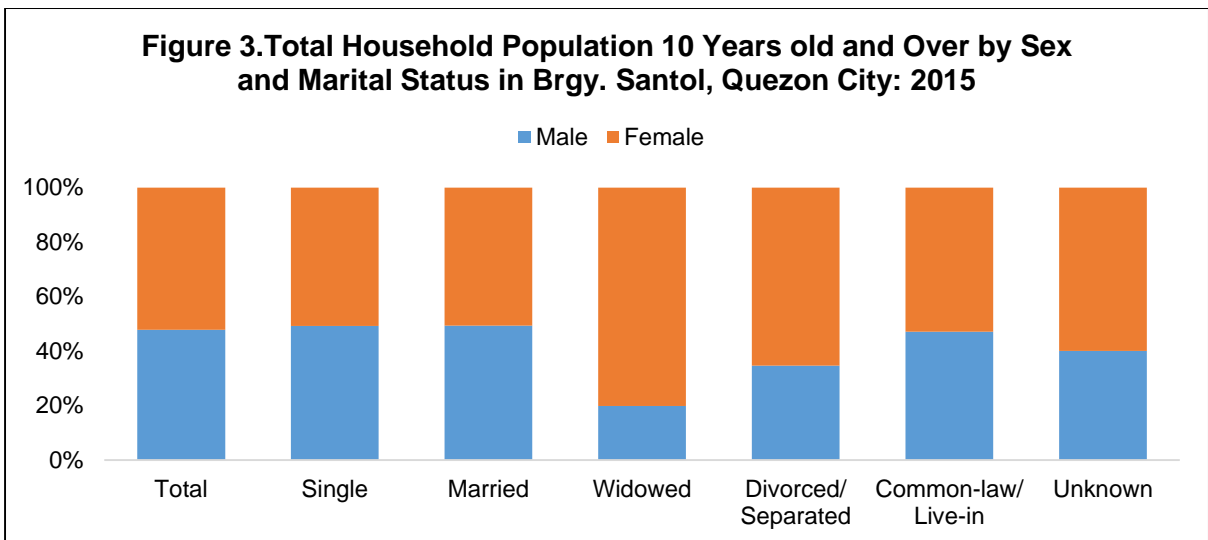
Source: Philippine Statistics Authority, 2015 Census of Population

### Two Elderly for Every Seven Children Below 15 Years

The ageing index or the proportion of persons aged 60 years and over per 100 persons under the age of 15 years in Barangay Santol registered 33.0 percent. This translates to two persons aged 60 years and over for every seven children under 15 years old.

### Never Been Married Persons Tally 51.3 Percent

Of the total household population 10 years old and over, 51.3 percent has never been married while 36.7 percent was married. The rest of the population was categorized as follows: common-law/live-in (5.9 percent), widowed (3.6 percent), divorced/separated (2.5 percent) and unknown (0.1 percent). Among those who have never been married, a higher proportion in females (50.8 percent) than in males (49.2 percent) was recorded. Likewise, the proportion of females was higher than males among those who were widowed (80.2 percent), divorced/separated (65.4 percent), common-law/live-in (52.9 percent), married (50.7 percent) and unknown (60.0 percent). Refer to Table 5 for details.



Source: Philippine Statistics Authority, 2015 Census of Population

## **Females Outnumber Males Among Baccalaureate Degree Holders**

Of the total household population 5 years old and over, 32.5 percent had attended or completed high school education, 27.0 percent were baccalaureate degree holders, 18.4 percent were college undergraduates and 15.2 percent had attended or completed elementary school education. Among those baccalaureate degree holders, there were more females (53.9 percent) than males (46.1 percent). *Refer to Table 6 for details.*

## **Simple Literacy Rate is Recorded at 98.0 Percent**

Barangay Santol recorded a literacy rate of 98.0 percent which was slightly lower than the total literacy rate of Quezon City that was at 98.3 percent. Literacy rate was higher among males (98.1 percent) than females (97.8 percent). *Refer to Table 7 for details.*

## **Three in Every Five Persons Are Engaged in a Gainful Activity**

Approximately three in every five persons (59.6 percent) were engaged in gainful activity during the 12 months preceding the census. Among the major occupation groups, clerical support workers comprised the largest group (19.9 percent). Service and sales workers came next (16.2 percent), followed by workers engaged in elementary occupations (12.4 percent). *Refer to Table 8 for details.*

Table 2. Total Household Population by Sex in Brgy Santol, Quezon City: 2015

Age Group	Total	Male	Female
Santol	7,534	3,676	3,858
0 – 4	546	301	245
5 – 9	623	337	286
10 – 14	608	307	301
15 – 19	793	386	407
20 – 24	822	368	454
25 – 29	774	389	385
30 – 34	620	298	322
35 – 39	677	347	330
40 – 44	455	225	230
45 – 49	372	161	211
50 – 54	355	165	190
55 – 59	302	141	161
60 – 64	226	98	128
65 – 69	161	74	87
70 – 74	77	31	46
75 – 79	67	32	35
80 and over	56	16	40

Source: Philippine Statistics Authority, 2015 Census of Population

Table 3. Total Household Voting Population by Sex in Brgy Santol, Quezon City: 2015

City/ Brgy.	Total Household Voting Population	Male	Female
Quezon City	1,972,825	950,871	1,021,954
Santol	5,297	2,488	2,809

Source: Philippine Statistics Authority, 2015 Census of Population

Table 4. Total Household Population by Dependency Ratio in Brgy Santol, Quezon City: 2015

City/ Brgy.	Total Household Population	Young Dependent (0-14 years old)	Working Age (15-64 years old)	Old Dependent (65 and over)
Quezon City	2,919,657	777,111	2,025,873	116,673
Santol	7,534	1,777	5,396	361

Source: Philippine Statistics Authority, 2015 Census of Population

Table 5. Total Household Population 10 Years old and Over by Sex and Marital Status in Brgy. Santol, Quezon City: 2015

City/Brgy.	Total	Single	Married	Widowed	Divorced/ Separated	Common-law/Live-in	Unknown
Quezon City	2,400,247	1,109,760	891,078	90,427	47,931	256,536	4,515
Santol	6,365	3,268	2,333	227	156	376	5
Male	3,038	1,609	1,151	45	54	177	2
Female	3,327	1,659	1,182	182	102	199	3

Source: Philippine Statistics Authority, 2015 Census of Population

Table 6. Total Household Population 5 years old and over by Highest Grade Completed in Brgy Santol, Quezon City: 2015

City/ Brgy.	Total Household Population (5 years and over)	No Grade Completed	Preschool	Special Education	Elementary
Quezon City	2,659,513	42,053	61,248	3,090	527,295
Santol	6,988	132	120	12	1,064
Male	3,375	71	54	9	556
Female	3,613	61	66	3	508

Table 6 - Concluded

High School	Post Year Secondary	College Undergraduate	Baccalaureate Graduate	Post Baccalaureate	Not Reported
1,022,290	78,770	410,069	493,085	10,254	11,359
2,273	143	1,286	1,885	42	31
1,081	56	648	869	19	12
1,192	87	638	1,016	23	19

Source: Philippine Statistics Authority, 2015 Census of Population

Table 7. Total Household Population 5 years old and over by Literacy in Brgy. Santol, Quezon City: 2015

City/ Brgy.	Total Household Population (5 years and over)	Yes	No
Quezon City	2,659,513	2,613,950	45,563
Santol	6,988	6,847	141
Male	3,375	3,312	63
Female	3,613	3,535	78

Source: Philippine Statistics Authority, 2015 Census of Population

Table 8. Total Household Population 15 years old and over by Usual Activity / Occupation in Brgy. Santol, Quezon City: 2015

	Total Household Population (15 years and over)	Total Working	Managers	Professionals	Technicians and Associate Professionals	Clerical Support Workers
Quezon City	2,142,546	1,296,430	132,719	125,779	94,736	173,543
Santol	5,757	3,434	401	418	300	684

Table 8 – Concluded

Service and Sales Workers	Skilled Agricultural Forestry and Fishery Workers	Craft and Related Trades Workers	Plant and Machine Operators and Assemblers	Elementary Occupations	Armed Forces Occupations	Not Reported
272,680	4,080	129,669	123,077	224,239	2,354	13,554
557	15	197	392	427	-	43

Source: Philippine Statistics Authority, 2015 Census of Population

## TECHNICAL NOTES

The 2015 Census of Population (POPCEN 2015) was undertaken by the Philippine Statistics Authority (PSA) in August 2015 as mandated by Republic Act No. 10625, otherwise known as the Philippine Statistics Act of 2013. It was the 14th census of population that was undertaken since the first census in 1903. POPCEN 2015 was designed to take an inventory of the total population all over the Philippines and collect information about their characteristics. Census day for the POPCEN 2015 was August 1, 2015 (12:01 a.m.). POPCEN 2015 made use of the de jure concept of enumeration wherein households and persons are enumerated in the area where they usually reside as of the census reference date. Enumeration lasted for about 25 days, from 10 August to 6 September 2015. Enumeration was extended until 15 September 2015 for large provinces and some highly urbanized cities.

Total population	the sum of the household population and institutional population. It also includes Filipinos in Philippine embassies, consulates, and missions abroad
Household population	comprises of persons who belong to a household, the basic criterion of which is the usual place of residence or the place where the person usually resides
Institutional population	the population enumerated in collective or institutional living quarters such as: dormitories/lodging houses, jails/prisons, military camps, convents/seminaries, and mental hospitals
Household	a social unit consisting of a person living alone or a group of persons who sleep in the same housing unit and have a common arrangement in the preparation and consumption of food
Age	the interval of time between a person's date of birth and the census reference date (1 August 2015). Expressed in completed years (as of last birthday), it is recorded in whole number
Median age	the age at which exactly half of the population is younger than this age and the other half is older than it

Overall dependency ratio	the ratio of persons in the dependent ages (under 15 years old and over 64 years old) to persons in the economically active or working ages (15 to 64 years old) in the population
Marital status	the personal status of each individual with reference to the marriage laws or customs of the country
Simple literacy rate	the proportion of persons aged 10 years and over who are able to read and write a simple message in any language or dialect
Highest grade/year completed	the highest grade or year completed in school, college or university
Usual activity/occupation	the kind of job or business, which a person aged 15 years' and over was engaged in most of the time during the 12 months preceding the census



**APOLINAR F. OBLEA**  
Chief Statistical Specialist