

PRIVATE BUILDING CONSTRUCTIONS STATISTICS







20.6%

Approved Building Permits

total number of approved building permits decrease from 68 in the Q1 of 2020 to 54 in Q1 2021.

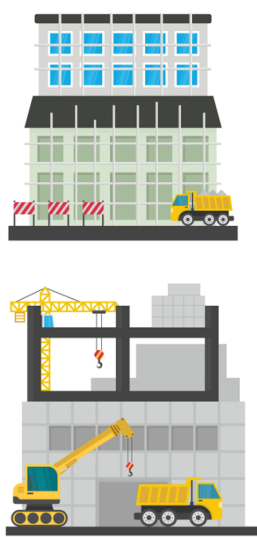
- CONSTRUCTION -

Type	Number	Value (in '000)
Residential 	20	94,526
Non-Residential 	7	334,814
Addition 	4	6,955
Alteration/Repair 	23	41,458



For your information

Figures are based on the preliminary results of the tabulated data from collected building permits.



Residential



Apartment/Accessoria



9

Single-type

11



Condominium



-

The value of construction for Apartment-type got the biggest share to the gross value with **73.6%**.

Non-Residential



Commercial



3

Industrial

1



Institutional



3

Institutional-type had the biggest share of **85.3%** to the total value of construction.