

PRIVATE BUILDING CONSTRUCTIONS STATISTICS







13.5%

Approved Building Permits

total number of approved building permits increase from 104 in the Q1 of 2020 to 118 in Q1 2021.

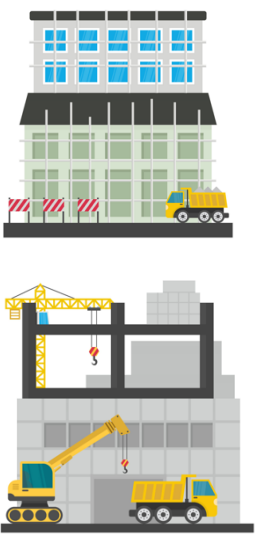
- CONSTRUCTION -

Type	Number	Value (in '000)
Residential 	67	783,514
Non-Residential 	23	1,071,150
Addition 	2	2,616
Alteration/Repair 	26	148,495



For your information

Figures are based on the preliminary results of the tabulated data from collected building permits.



Residential



Apartment/Accessoria

35

Single-type

28

Condominium

4

The value of construction for Residential Condominium got the biggest share gross value with **67.9%**.

Non-Residential



Commercial

14

Industrial

3

Institutional

6

Commercial-type has the biggest share of **48.6%** to the value of construction.