



SPECIAL RELEASE

CIVIL REGISTRATION AND VITAL STATISTICS

Pasay City: First to Second Quarter 2019

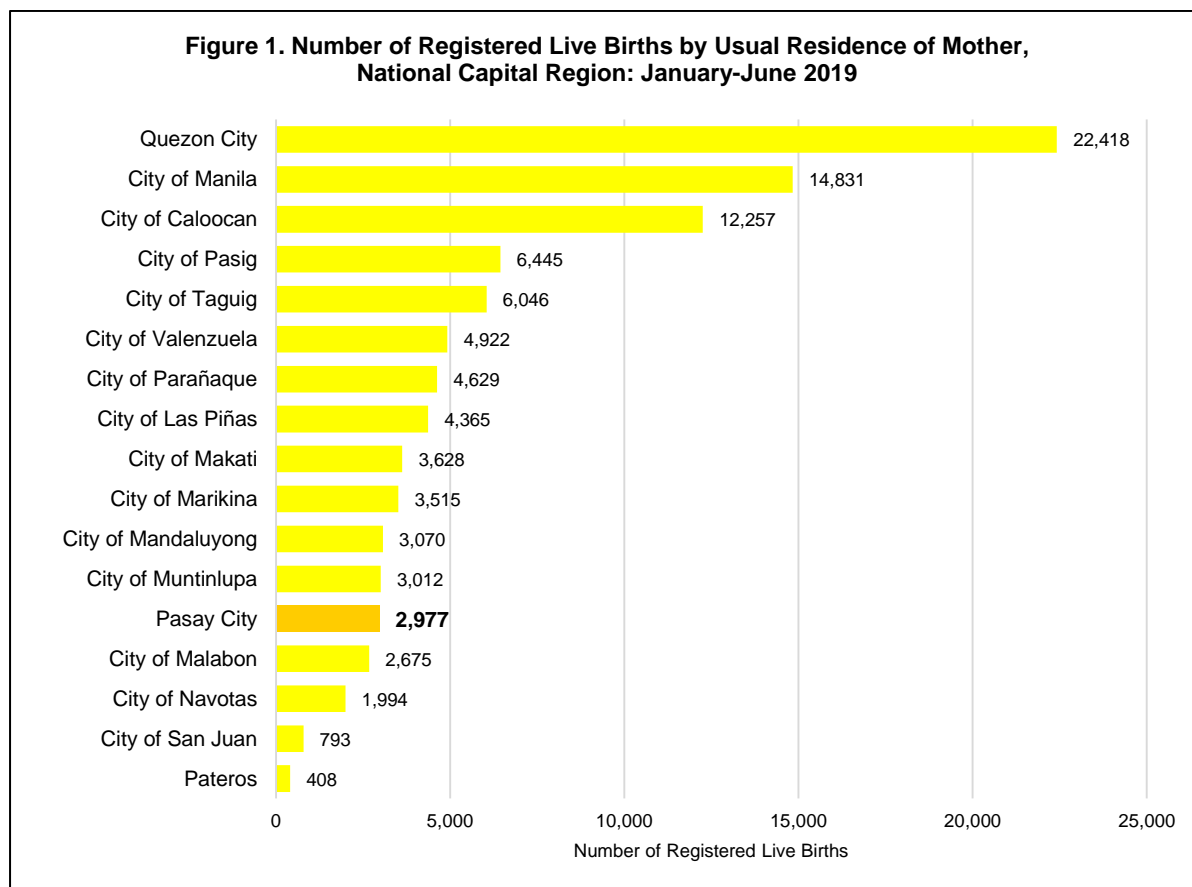
Date of Release: June 2, 2020

Reference No. SR-2020 - 25

Figures are not adjusted for under-registration. The data presented herein are events occurred from January to June 2019, registered at LCRO of Pasay City until July 2019 and submitted to PSA-CRS until September 2019. Cumulative figures for January to March reflect updates received in the previous months and may differ from the First Quarter Release which was previously published.

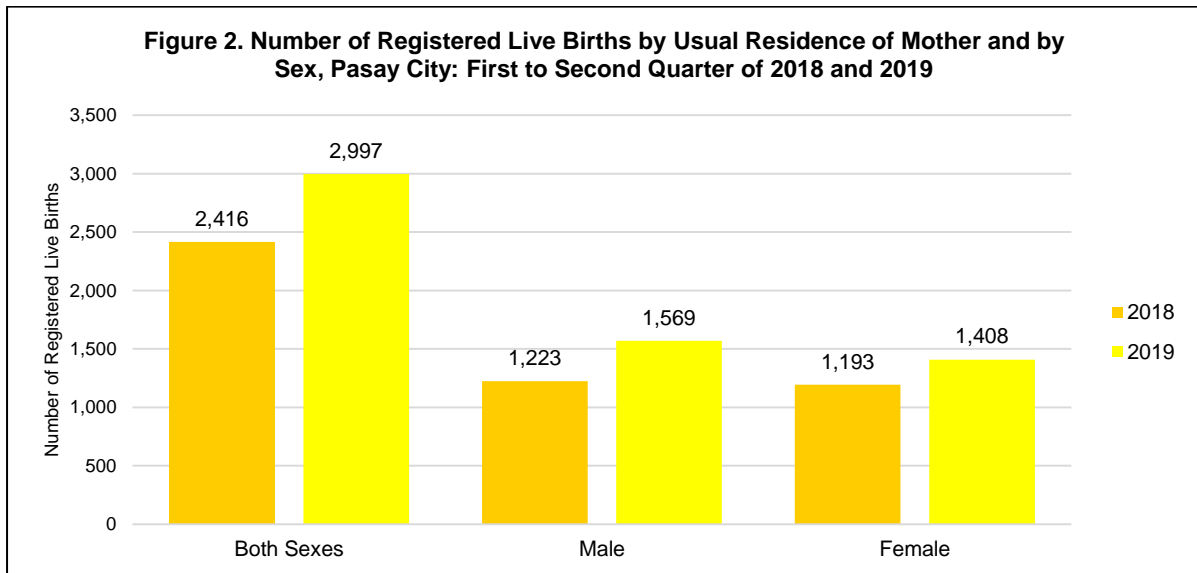
Pasay City registers almost three thousand live births in the first half of 2019.

From January to June of 2019, the Pasay City registered a total of 2,997 live births. This contributed to 3.04 percent of the 97,985 total number of registered live births in the whole National Capital Region (NCR). The city ranked thirteenth with the highest number of registered live births in NCR (See Figure 1).

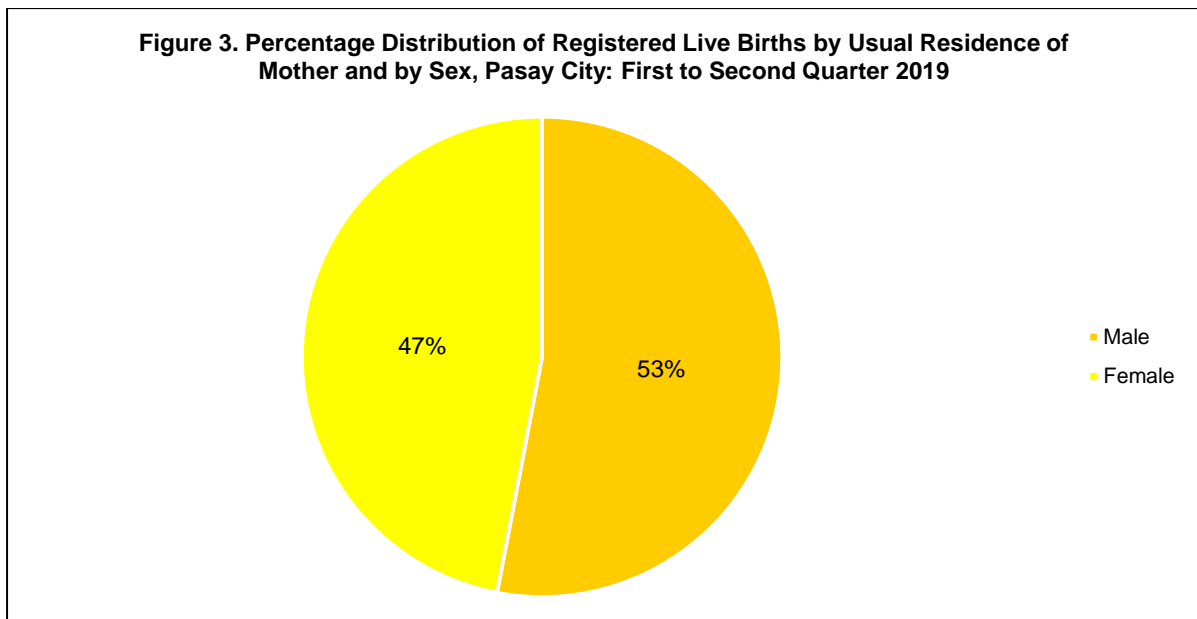


Source: Philippine Statistics Authority, Civil Registration Service, Vital Statistics Division (Preliminary Results)

The number of live births accounted from first to second quarter of 2019 showed an increase of 24.05 percent from the 2,416 total registered live births in the same quarters of 2018. Registered live births for males were recorded at 1,569 or 53 percent while the remaining 1,408 or 47 percent were females. This gives a sex ratio of 111 males per 100 females born in the city as registered in the first half of 2019 (See Figures 2 and 3).



Source: Philippine Statistics Authority, Civil Registration Service, Vital Statistics Division (Preliminary Results)

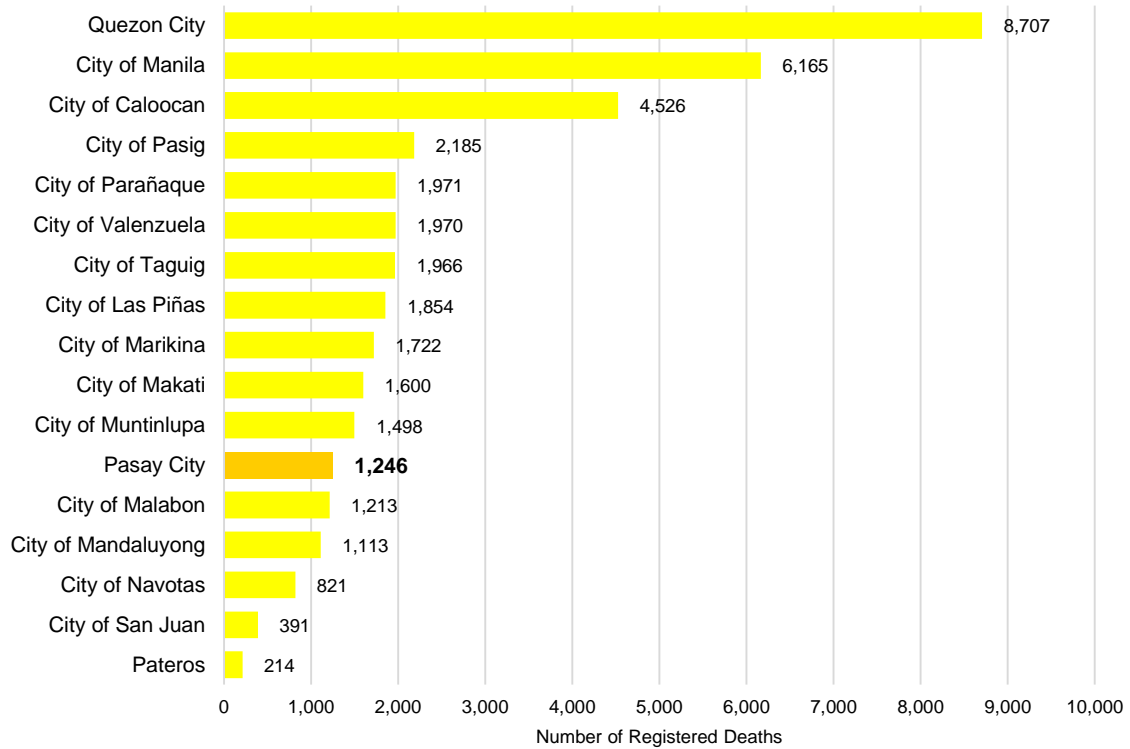


Source: Philippine Statistics Authority, Civil Registration Service, Vital Statistics Division (Preliminary Results)

Death statistics in Pasay City tolls to more than one thousand in the first semester of 2019.

A total of 1,246 death occurrences were registered in the first semester of 2019 in the Pasay City. This gave a percentage share of about 3.18 percent of the 39,162 total number of registered deaths in the NCR on the same period. The city ranked twelfth on the most number of deaths in NCR, with Quezon City on top of the board (See Figure 4).

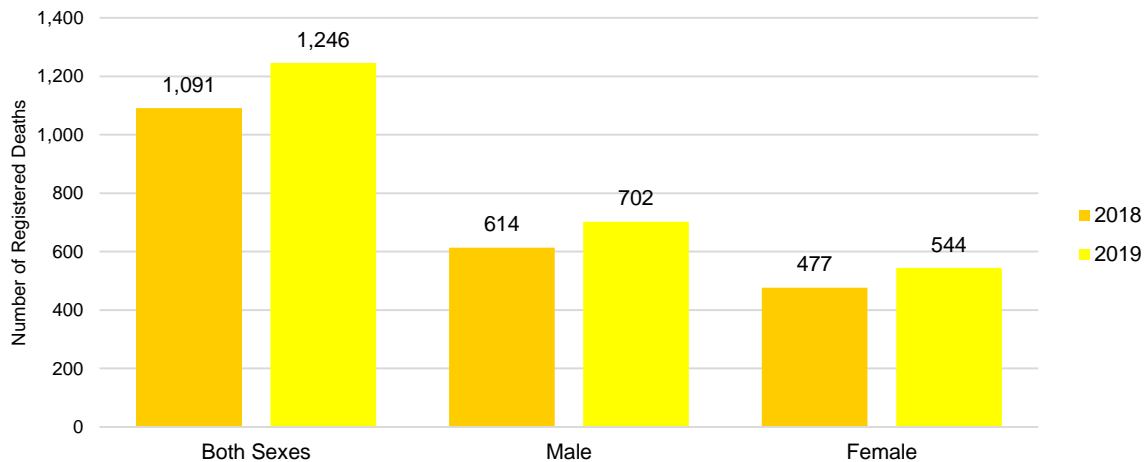
Figure 4. Number of Registered Deaths by Usual Residence of Deceased, National Capital Region: January-June 2019



Source: Philippine Statistics Authority, Civil Registration Service, Vital Statistics Division (Preliminary Results)

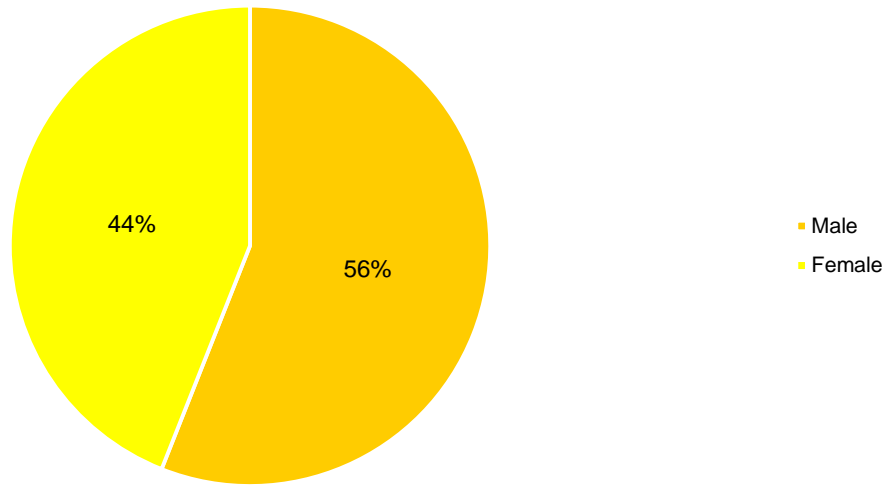
The reported figure of registered deaths in the first semester of 2019 showed an increase of 155 death occurrences or 14.21 percent higher than the previous year of the same semester. The 56 percent or 702 of the death occurrences in the city from January to June of 2019 were males while the remaining 44 percent or 544 were females. As to sex ratio, there are 129 males that die for every 100 females in Pasay City (See Figures 5 and 6).

Figure 5. Number of Registered Deaths by Usual Residence of Deceased and by Sex, Pasay City: First to Second Quarter of 2018 and 2019



Source: Philippine Statistics Authority, Civil Registration Service, Vital Statistics Division (Preliminary Results)

Figure 6. Percentage Distribution of Registered Deaths by Usual Residence of Deceased and by Sex, Pasay City: First to Second Quarter 2019

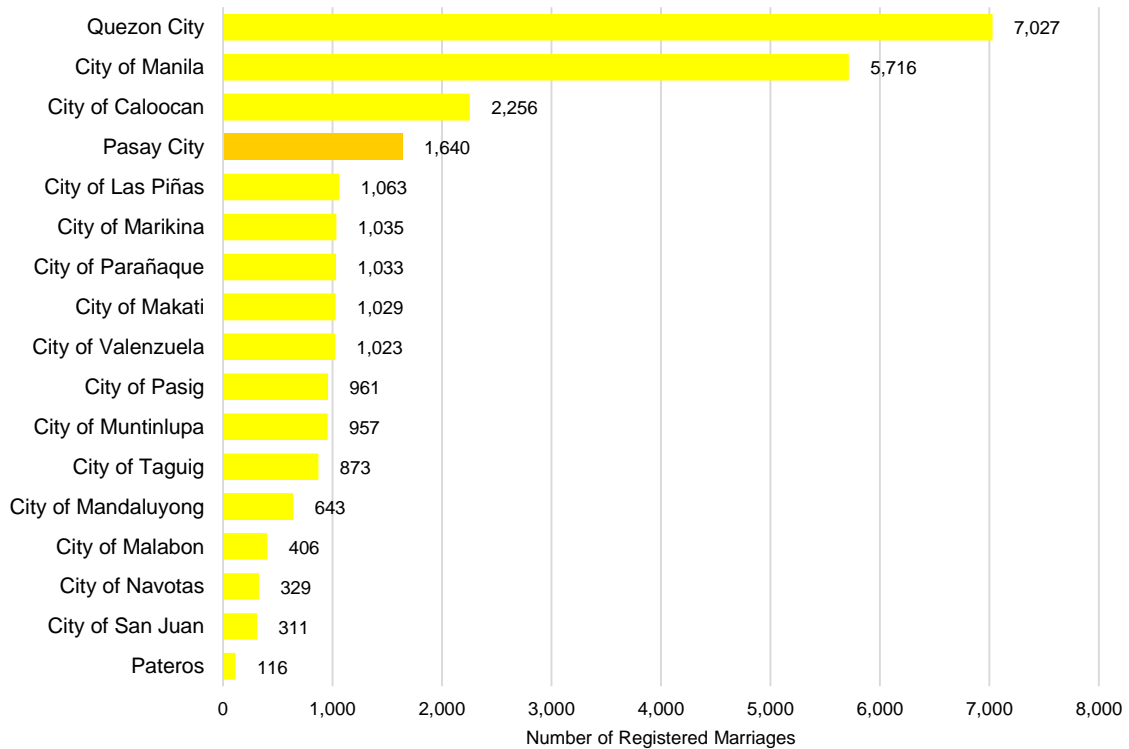


Source: Philippine Statistics Authority, Civil Registration Service, Vital Statistics Division (Preliminary Results)

Pasay City at number four in the number of marriages in NCR.

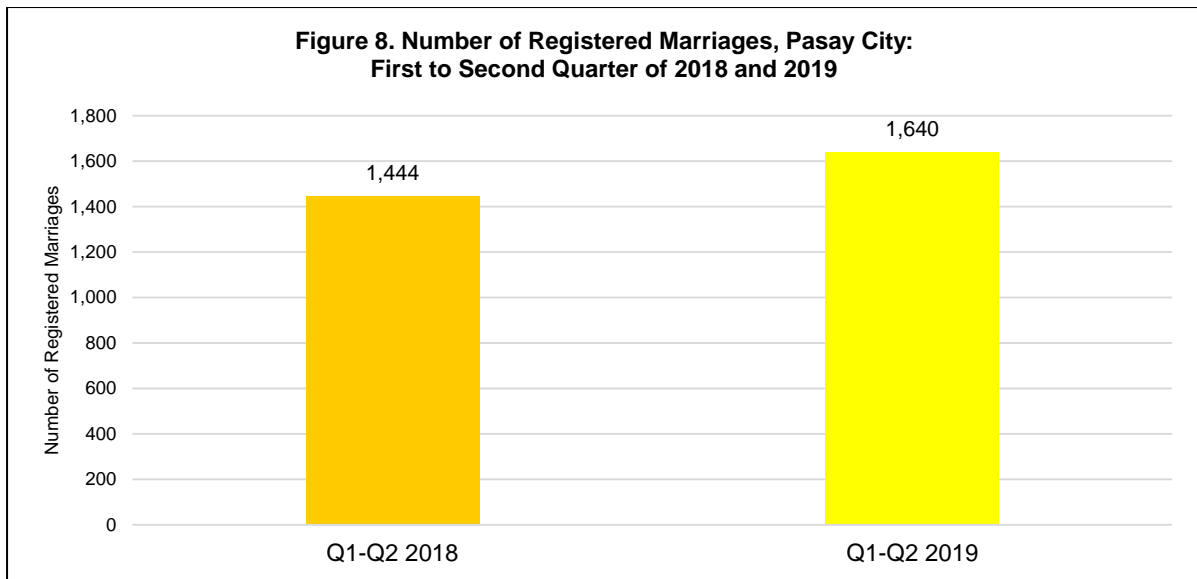
The city accounted a total of 1,640 marriage occurrences in the first six months of 2019. This contributed to 6.21 percent of the 26,418 total marriages in National Capital Region on the same period. Pasay City ranked fourth in the highest number of marriage occurrences in the prime region (See Figure 7).

Figure 7. Number of Registered Marriages, National Capital Region: January-June 2019



Source: Philippine Statistics Authority, Civil Registration Service, Vital Statistics Division (Preliminary Results)

The number of registered marriages obtained for the first six months of 2019 showed an increase of 13.57 percent from the 1,444 total registered marriages on the same period of the previous year (See Figure 8).



Source: Philippine Statistics Authority, Civil Registration Service, Vital Statistics Division (Preliminary Results)

**Table 1. Number of Registered Vital Events by City/Municipality, National Capital Region:
First to Second Quarter 2019**

REGION, CITY/MUNICIPALITY	Number of Live Births by Sex and by Usual Residence of Mother			Number of Deaths by Sex and by Usual Residence of Deceased			Number of Marriages by Place of Occurrence
	Both Sexes	Male	Female	Both Sexes	Male	Female	
NATIONAL CAPITAL REGION (NCR)	97,985	51,080	46,905	39,162	21,770	17,392	26,418
City of Manila	14,831	7,730	7,101	6,165	3,464	2,701	5,716
City of Mandaluyong	3,070	1,596	1,474	1,113	583	530	643
City of Marikina	3,515	1,832	1,683	1,722	965	757	1,035
City of Pasig	6,445	3,356	3,089	2,185	1,209	976	961
Quezon City	22,418	11,650	10,768	8,707	4,847	3,860	7,027
City of San Juan	793	424	369	391	194	197	311
City of Caloocan	12,257	6,425	5,832	4,526	2,487	2,039	2,256
City of Malabon	2,675	1,404	1,271	1,213	701	512	406
City of Navotas	1,994	999	995	821	483	338	329
City of Valenzuela	4,922	2,571	2,351	1,970	1,098	872	1,023
City of Las Piñas	4,365	2,288	2,077	1,854	1,019	835	1,063
City of Makati	3,628	1,939	1,689	1,600	868	732	1,029
City of Muntinlupa	3,012	1,531	1,481	1,498	831	667	957
City of Parañaque	4,629	2,413	2,216	1,971	1,085	886	1,033
Pasay City	2,977	1,569	1,408	1,246	702	544	1,640
Pateros	408	211	197	214	111	103	116
City of Taguig	6,046	3,142	2,904	1,966	1,123	843	873

Source: Philippine Statistics Authority, Civil Registration Service, Vital Statistics Division (Preliminary Results)

**Table 2. Number of Registered Vital Events by City/Municipality, National Capital Region:
First to Second Quarter 2018**

REGION, CITY/MUNICIPALITY	Number of Live Births by Sex and by Usual Residence of Mother			Number of Deaths by Sex and by Usual Residence of Deceased			Number of Marriages by Place of Occurrence
	Both Sexes	Male	Female	Both Sexes	Male	Female	Total
NATIONAL CAPITAL REGION (NCR)	669,879	349,367	320,512	273,358	156,210	117,148	232,183
City of Manila	90,563	47,234	43,329	35,753	20,004	15,749	28,832
City of Mandaluyong	13,955	7,282	6,673	5,750	3,177	2,573	5,943
City of Marikina	2,802	1,466	1,336	1,046	556	490	660
City of Pasig	3,356	1,737	1,619	1,453	809	644	1,108
Quezon City	5,763	2,977	2,786	1,972	1,062	910	1,051
City of San Juan	20,438	10,713	9,725	7,917	4,423	3,494	8,350
City of Caloocan	715	365	350	349	191	158	319
City of Malabon	11,053	5,808	5,245	4,126	2,363	1,763	2,650
City of Navotas	2,370	1,244	1,126	1,180	681	499	452
City of Valenzuela	1,861	949	912	804	445	359	311
City of Las Piñas	4,361	2,244	2,117	1,754	978	776	967
City of Makati	3,974	2,070	1,904	1,690	927	763	1,133
City of Muntinlupa	3,424	1,822	1,602	1,427	820	607	1,206
City of Parañaque	2,762	1,451	1,311	1,390	761	629	1,090
Pasay City	4,485	2,331	2,154	1,833	1,032	801	1,109
Pateros	2,416	1,223	1,193	1,091	614	477	1,444
City of Taguig	414	211	203	176	88	88	120

Source: Philippine Statistics Authority, Civil Registration Service, Vital Statistics Division (Preliminary Results)

Technical Notes

Civil Registration is the recording in the appropriate civil registers, vital acts and events that affect the civil status of individuals.

Vital Statistics are derived from information obtained at the time when the occurrences of vital events and their characteristics are inscribed in a civil register.


Vital acts and events are the births, deaths, fetal deaths, marriages, and all such events that have something to do with an individual's entrance and departure from life together with the changes in civil status that may occur to a person during his lifetime. Recording of these events in the civil register is known as vital or civil registration and the resulting documents are called vital records.

- **Live Birth** - is the complete expulsion or extraction from its mother of a product of conception, irrespective of the duration of pregnancy, which, after such separation, breathes or shows any other evidence of life, such as beating of the heart, pulsation of umbilical cord, or definite movement of the voluntary muscles. Whether or not the

umbilical cord has been cut or the placenta is attached; each product of such a birth is considered live born.

- **Marriage** - is a special contract of permanent union between a man and a woman entered into in accordance with law for the establishment of conjugal and family life.
- **Death** - refers to the permanent disappearance of all evidence of life at any time after live birth has taken place.
- **Sex Ratio** - refers to the number of males per one hundred females.
- **Usual Residence** - refers to the place where the person habitually or permanently resides.

For more details, please visit www.psa.gov.ph



BAMBIE A. VILLARUEL
Supervising Statistical Specialist
Officer-In-Charge