

## HOUSING CHARACTERISTICS IN THE NATIONAL CAPITAL REGION

(RESULTS OF THE 2015 CENSUS OF POPULATION)



### Total OCCUPIED HOUSING UNITS

2015 CENSUS	2.97 million
2010 CENSUS	2.63 million
2000 CENSUS	2.00 million

### TOP 3 City/Municipality with highest Number of Occupied Housing Units

Quezon City  
660,249

1

Manila  
409,987

2

Caloocan  
353,357


3




### Occupied Housing Units by TYPE OF BUILDING



Single House



Multi-Unit Residential



Duplex House



Other Housing Units

### Proportion of Households by TENURE STATUS of the Housing Unit and Lot



Own or owner like possession of house and lot

44.7%

Rent house/room including lot

37.4%

Own house rent-free lot with consent of owner

6.4%

Rent-free house and lot with consent of owner

5.7%

Own house rent-free lot without consent of owner

3.4%


Own house rent lot

1.8%

Rent-free house and lot without consent of owner

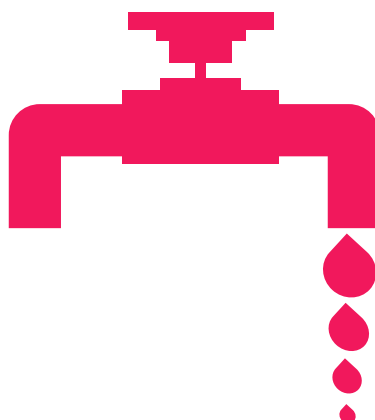
0.6%

### FUEL for LIGHTING



**ELECTRICITY** is dominant fuel used for **LIGHTING** by **98.4%** of the total number of households

### WATER for DRINKING and COOKING



**Own use faucet COMMUNITY WATER SYSTEM** is main source of water for **DRINKING** by **27.2%** of the total households. It is also the main source of water for **COOKING** by **79.8%**.