



# **SPECIAL RELEASE**

## **VITAL STATISTICS: NCR 2009**

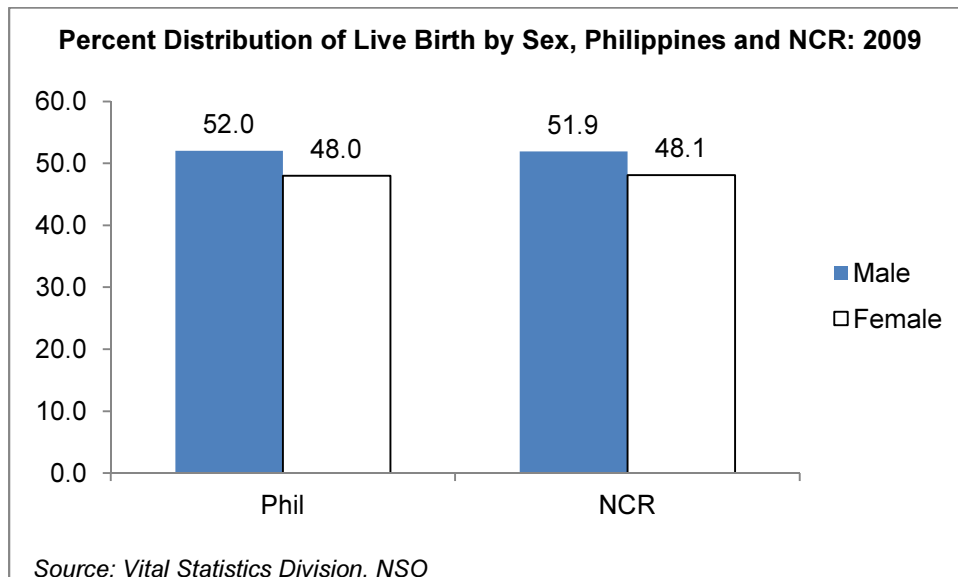
This special release presents data on vital statistics which occurred in 2009 and were registered from January 2009 to March 2010. Statistics on this vital event were based on information obtained from the birth, marriage, and death certificates transmitted by the City/Municipal Civil Registrars to the Office of the Civil Registrar General of the National Statistics Office for processing and archiving. No adjustments for under registration or for delay in the submission of these certificates were made in the analysis.

### **LIVE BIRTH**

#### **NCR live birth decrease by 0.7 percent in 2009**

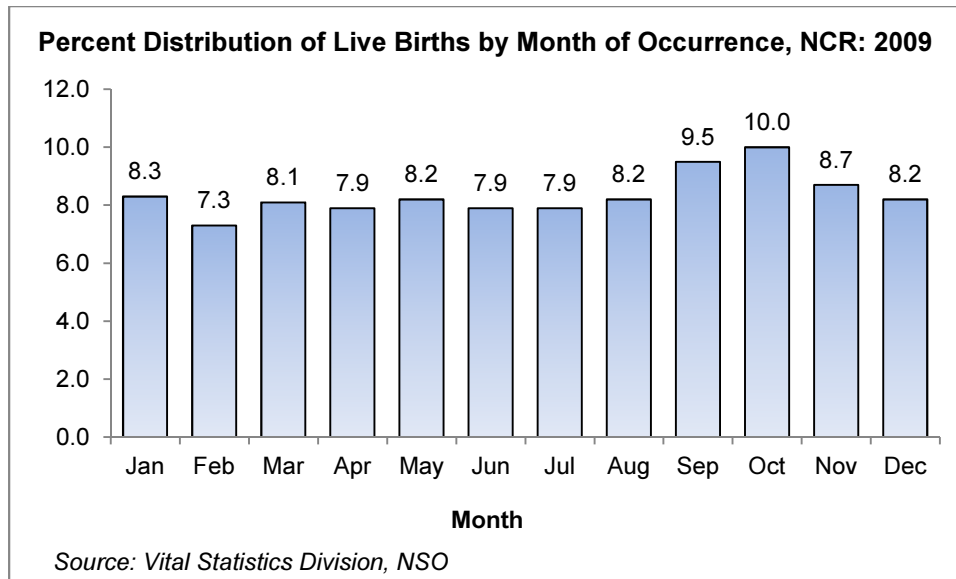
There were 1,745,585 live births registered in the country in 2009, recording a decrease of 2.2 percent from the 2008 figure of 1,784,316. NCR recorded a total of 265,774 registered live births in 2009 or 0.7 percent decrease from 267,766 in 2008. Of the total registered live births in NCR, 137,878 or 51.9 were males and 127,896 or 48.1 were females. *Refer to Table 1 for details*

The figure below shows the percent distribution of Live Birth by Sex, Philippines and NCR for the 2009.



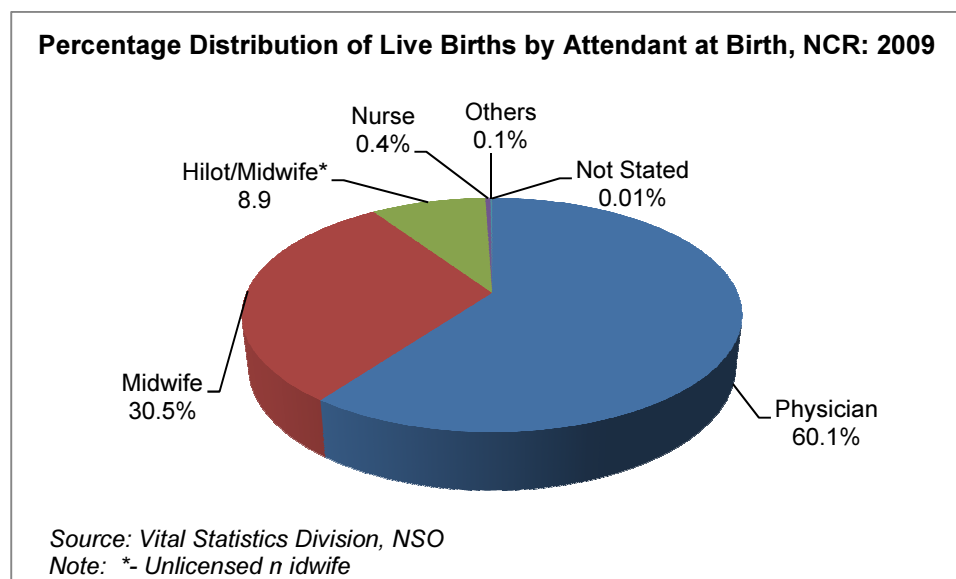
### October records the highest number of live births

Of the 1.75 million live births registered for the entire country, around 286 thousand or 16.4 percent of the total births occurred in the National Capital Region. The month of October recorded 28,415 live births in NCR for the year 2009. Its percentage share (10.0%) to total live birth was the highest during the year. And the month of February recorded the least number of births with only 20,890. Refer to Table 2 for details



### Nine out of ten births are medically attended

In NCR, 91.0 percent of registered birth deliveries were attended by medical practitioners who may either be a physician, nurse or a midwife. On the other hand, 9.0 percent of babies born were attended by traditional and other birth attendants. Refer to Table 3 for details



## **MARRIAGE**

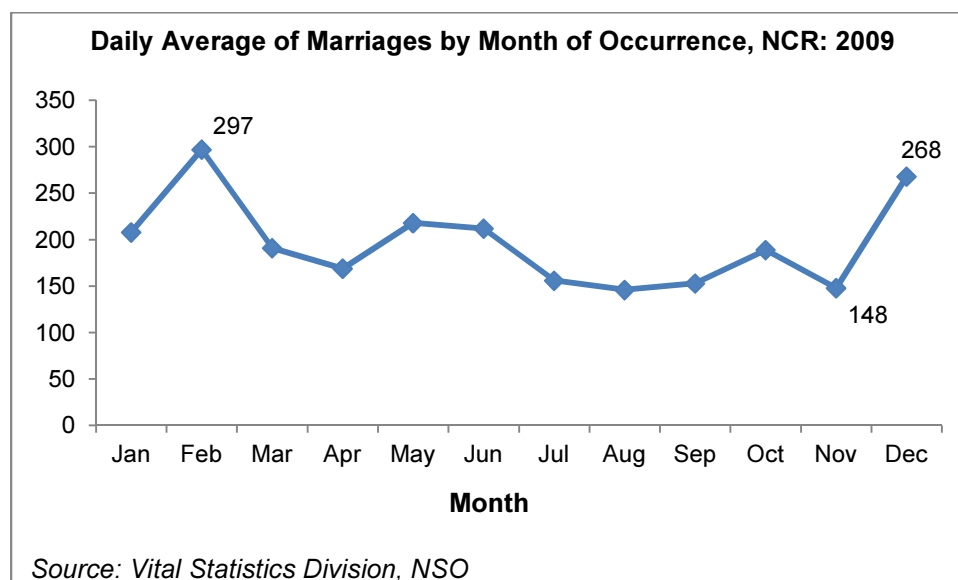
### **NCR registered marriages total 71,447 in 2009**

For the entire country, there were 492,254 marriages registered in 2009, an increase of 1.2 percent from the 2008 count of 486,514. In NCR, a total of 71,447 marriages were recorded in 2009, or a decrease of 7.0 percent from 2008 figure of 76,821. *Refer to Table 4 for details*

### **February is the most preferred month for marriages**

In NCR, one (8,318) out of ten (71,447) couples in NCR opted to get married during the month of February. In fact, during this month, there was a daily average of 297 marriages which is equivalent to a daily index of 151.5. December came next, with a total of 8,314 registered marriages and average of 268 per day or daily index of 136.7.

In contrast, November was the least preferred month for tying the knots with lifetime partners with only 4,442 occurrences, or a daily average of 146 or daily index of 75.5. *Refer to Table 5 for details*



## **DEATH**

### **About 3.5 deaths per thousand population occur in 2009**

In NCR, reported deaths in 2009 reached 61,031. This was 3.5 percent higher than the previous year's result of 64,687 resulting to a crude death rate (CDR) of 5.9 deaths per 1000 population.

Male deaths (38,445) outnumbered female (28,586) deaths, resulting to a sex ratio of 135 males per 100 females for the year. *Refer to Table 6 for details*

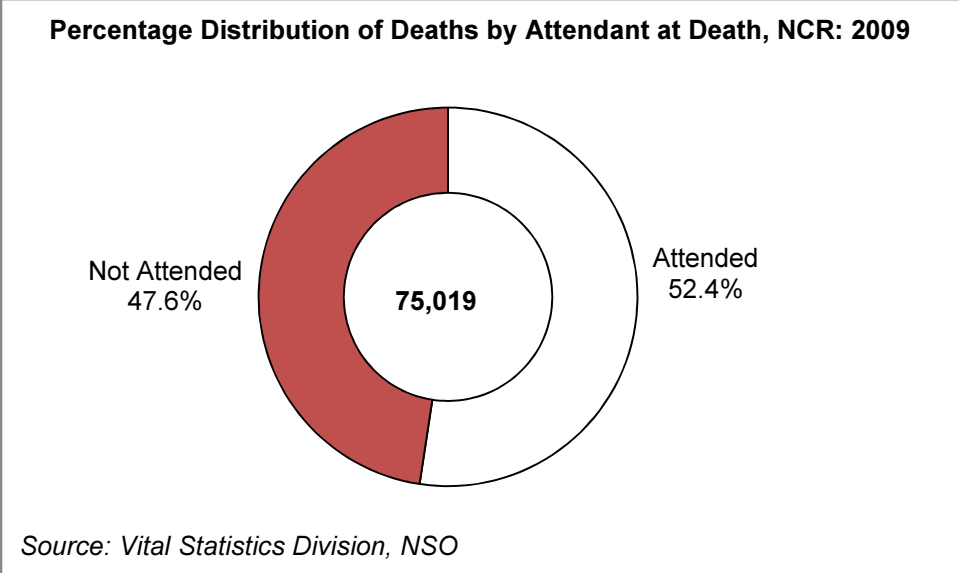
### **One out of five deaths is caused by disease of the heart**

In NCR, diseases of the heart were constantly the top leading cause of deaths with 15,985 total death occurrences or 23.8 percent. Cardiovascular disease (7,128 or 10.6%) came second in rank, followed by pneumonia (5,598 or 8.4%).

More than one-half (38,320 or 57.2%) of the total deaths was attribute to the top ten leading causes of deaths. Refer to Table 7 for details

**Almost fifty percent of the total deaths reported are not medically attended**

Of the total 75,019 reported deaths in NCR, almost one-half (35,705 or 47.6%) were not medically attended. Refer to Table 8 for details



## **Explanatory Notes**

### **Introduction**

Vital statistics are derived from information obtained at the time when the occurrences of vital events and their characteristics are inscribed in a civil register.

Vital acts and events are the births, deaths, fetal deaths, marriages, and all such events that have something to do with an individual's entrance and departure from life together with the changes in civil status that may occur to a person during his lifetime. Recording of these events in the civil register is known as a vital or civil registration and the resulting documents are called vital records.

### **The structure of vital statistics system**

The production of vital statistics comprised of the system of operation in which the registration of vital events is an important component. The system begins with the registration followed by processing and controlling of vital records and ends with the compilation and analysis of vital statistics.

Under commonwealth Act 591, the Bureau of Census (now National Statistics Office) is mandated to generate general purpose statistics and to carry out administer Act No. 3753.

Under the same law, the head of the NSO is also the Civil Registrar General (CRG) who directs and supervises the local civil registration activities in the country. The CRG in this regard is empowered to issue implementing rules and regulation on civil registration for proper compliance and, to design and order the printing of the necessary forms.

The vital statistics system involves different entities and cutting across different departments and personalities.

For the registration of vital events, the Local Civil Registry Offices (LCROs), which are the registration units in the country and headed by the City/Municipal Civil Registrars (C/MCRs), are under the Local Government Units (LGUs). The hospitals, clinics, rural health units and similar institutions including barangay secretaries, practicing physicians, midwives, nurses, traditional midwives, solemnizing officers from various religious sects and denomination are required to assists in the reporting of vital events for registration at the LCROs. The concerned parents, next of kin, contracting parties, witness or the person who has full knowledge of the occurrence of the events are also required to report the event, in default of the first mentioned set of informants.

The processing and controlling of vital documents are done at the LCROs and at the NSO Provincial and Central Offices.

The compilation and analysis of vital statistics is taken cared of by NSO central offices under the Vital Statistics Division (VSD) of the Civil Registration Department.

### **The Registration Method**

As mandated in Act 3753, all vital events that marked the entry and departure of a person of his lifetime and the changes in his/her civil status shall be registered. The registration method is defined as continuous, permanent and compulsory recording of the occurrences and characteristics of vital events, primarily for their value as legal documents and secondary for their usefulness as a source of statistics.

### **Where to register the event**

As a general rule, vital events should be registered at the LCRO where the events occur. In special cases, where the document about a vital event is presented to the LCRO which is not the place of occurrence, the same maybe accepted and is considered as out-of-town reporting. However, such

documents should not be registered by the receiving LCRO. It must be forwarded to the LCRO where the event took place for purpose of registration.

### **Definition of terms and Concepts**

This section presents the significant terminologist and descriptions in the foregoing highlights and tables are defined below. Included are some items found in the certificates and summary measure used in the certificates and summary used in the describing the facts of events.

**Vital statistics** on the other hand, are derived from information obtained at the time when the occurrences of vital events and their characteristics are inscribed in a civil register.

**Live Birth** is a complete expulsion or extraction from its mother of a product of conception, irrespective of the duration of the pregnancy, which after such separation, breathes or shows any other evidence of life, such as beating of the heart, pulsation of the umbilical cord, or definite movement of the voluntary muscles, whether or not the umbilical cord has been cut or the placenta is attached: each product of such a birth is considered live born.

**Marriage** is a contract of permanent union between a man and a woman entered into in accordance with law for the establishment of conjugal and family life.

**Death** refers to the permanent disappearance of all evidence of life at any time after live birth has taken place (postnatal cessation of vital function without capability of resuscitation).

**Daily Index** is the increase/decrease from the overall daily average of event occurrences.

**Crude Death Rate (CDR)** refers to the number of deaths per 1,000 mid-year population.

**Period of Gestation** refers to the number of completed weeks which have elapsed between the first day of the last normal menstrual period and the date of delivery irrespective of whether the product of conception was live-born or born without evidence of life.

**Sex Ratio** refers to the number of males per one hundred females.

**Usual Residence** refers to the place where the person habitually or permanently residences.

**Place of Occurrence** refers to the place where the vital event took place.

*Source: Vital Statistics Division, NSO*

For more details, please visit  
[www.census.gov.ph](http://www.census.gov.ph)

**Table 1. Number of Live Births by Place of Occurrence and by Sex, Sex Ratio, Philippines and NCR: 2008 and 2009**

Usual Residence of Mother	2009				2008			
	Both Sexes	Male	Female	Sex Ratio	Both Sexes	Male	Female	Sex Ratio
Philippines	1,745,585	907,221	838,364	108.2	1,784,316	929,080	856,236	108.5
NCR	285,515	148,112	137,403	107.8	267,766	139,092	128,674	108.1

Source: Vital Statistics Division, NSO

**Table 2. Number of Live Births by Month of Occurrence: NCR 2009**

Month of Occurrence	Number	Percentage Share
<b>NCR</b>	<b>285,515</b>	<b>100.0</b>
January	23,757	8.3
February	20,890	7.3
March	22,996	8.1
April	22,461	7.9
May	23,306	8.2
June	22,525	7.9
July	22,581	7.9
August	23,277	8.2
September	27,134	9.5
October	28,415	10.0
November	24,760	8.7
December	23,413	8.2

Source: Vital Statistics Division, NSO

**Table 3. Number of Live Births by Usal Residence of the Mother and by Type of Attendance: NCR 2009**

Type of Attendance	Number	Percent
<b>NCR</b>	<b>265,774</b>	<b>100.0</b>
Physician	159,750	60.1
Nurse	1,027	0.4
Midwife	81,106	30.5
Hilot/Midwife*	23,610	8.9
Others	257	0.1
Not Stated	24	0.0

Source: Vital Statistics Division, NSO

Note: \* -Unlicensed midwife

Table 4. Number of Marriages, by Place of Occurrence, Philippines and NCR : 2008 and 2009

Place of Occurrence	2009	2008
<b>Philippines</b>	<b>492,254</b>	<b>486,514</b>
<b>NCR</b>	<b>71,447</b>	<b>76,821</b>
City of Manila	10,109	10,184
<b>NCR- Second District</b>	<b>30,867</b>	<b>34,596</b>
City of Mandaluyong	1,432	1,501
City of Marikina	1,931	2,013
City of Pasig	2,461	2,918
Quezon City	19,086	21,971
City of San Juan	5,957	6,193
<b>NCR- Third District</b>	<b>12,028</b>	<b>12,945</b>
Kalookan City	9,297	9,926
City of Malabon	606	602
City of Valenzuela	1,636	1,808
Navotas City	489	609
<b>NCR- Fourth District</b>	<b>18,443</b>	<b>19,096</b>
City of Las Piñas	2,583	2,869
City of Makati	2,256	3,167
City of Muntinlupa	2,612	2,741
City of Parañaque	3,522	2,607
Pasay City	5,311	5,587
City of Taguig	1,763	1,715
Pateros	396	410

Source: Vital Statistics Division, NSO



**Table 5. Number and Percentage Distribution of Marriages by Month of Occurrence: NCR 2009**

Month of Occurrence	Number	Daily Average	Daily Index
<b>NCR</b>	<b>71,447</b>	<b>196</b>	<b>100.0</b>
January	6,459	208	106.1
February	8,318	297	151.5
March	5,922	191	97.4
April	5,058	169	86.2
May	6,745	218	111.2
June	6,352	212	108.2
July	4,845	156	79.6
August	4,521	146	74.5
September	4,603	153	78.1
October	5,868	189	96.4
November	4,442	148	75.5
December	8,314	268	136.7

Source: Vital Statistics Division, NSO

**Table 6. Number of deaths and Crude Death Rate, by Sex, and Sex Ratio by Usual Residence of Mother NCR: 2009**

Usual Residence of Mother	Number			Crude Death Rate			Sex Ratio
	Both Sexes	Male	Female	Both Sexes	Male	Female	
<b>Philippines</b>	480,820	279,513	201,307	5.2	6.0	4.4	138.8
<b>NCR</b>	67,031	38,445	28,586	5.9	6.9	4.9	134.5

Source: Vital Statistics Division, NSO

Note: CDR was computed based on 2000 projection population

**Table 7. Percentage Distribution of Ten Leading Causes of Deaths, NCR: 2009**

Causes of Deaths	Number	Percent
<b>Total</b>	<b>67,031</b>	<b>100.0</b>
1. Diseases of the Heart	15,985	23.8
2. Cerebrovascular Disease	7,128	10.6
3. Pneumonia	5,598	8.4
4. Malignant Neoplasm	5,014	7.5
5. Tuberculosis	3,924	5.9
6. Diabetes Mellitus	3,447	5.1
7. Chronic Lower Respiratory Disease	2,712	4.0
8. Conditions Originating on Perinatal Period	2,570	3.8
9. Assault	1,591	2.4
10. Nephritis, Nephrotic Syndrome & Nephrosis	1,453	2.2
All other causes	17,609	26.3

Source: Vital Statistics Division, NSO

**Table 8. Number of Deaths by Place of Occurrence, by Attendance at Death, Philippines and NCR: 2009**

Place of Occurrence	Total	Type of Attendance	
		Attended	Not Attended
<b>Philippines</b>	<b>480,820</b>	<b>158,208</b>	<b>322,612</b>
<b>NCR</b>	<b>75,019</b>	<b>39,314</b>	<b>35,705</b>
City of Manila	19,022	11,369	7,653
<b>NCR- Second District</b>	<b>29,325</b>	<b>18,599</b>	<b>10,726</b>
City of Mandaluyong	1,759	920	839
City of Marikina	2,963	1,844	1,119
City of Pasig	4,349	2,681	1,668
Quezon City	19,416	12,592	6,824
City of San Juan	838	562	276
<b>NCR- Third District</b>	<b>11,600</b>	<b>2,249</b>	<b>9,351</b>
Kalookan City	6,209	1,265	4,944
City of Malabon	1,527	80	1,447
City of Valenzuela	2,639	853	1,786
Navotas City	1,225	51	1,174
<b>NCR- Fourth District</b>	<b>15,072</b>	<b>7,097</b>	<b>7,975</b>
City of Las Piñas	2,996	1,645	1,351
City of Makati	2,668	1,646	1,022
City of Muntinlupa	2,442	1,352	1,090
City of Parañaque	2,473	957	1,516
Pasay City	2,208	871	1,337
City of Taguig	2,070	550	1,520
Pateros	215	76	139

Source: Vital Statistics Division, NSO