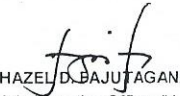


**List of Allotments and Sub-Allotments
As at the quarter ending June 30, 2022**


Department : National Economic and Development Authority (NEDA)
 Agency/Entity : Philippine Statistics Authority
 Operating Unit : Regional Statistical Services Office - NCR
 Organization Code (UACS) : 24 008 0300013
 Fund Cluster : 01 Regular Agency Fund
 (e.g. UACS Fund Cluster: 01-Regular Agency Fund, 02-Foreign Assisted Projects Fund, 03-Special Account-Locally Funded/Domestic Grants Fund, and 04-Special Account-Foreign Assisted/Foreign Grants Fund)

X	Current Year Appropriations
	Supplemental Appropriations
	Continuing Appropriations


Allotments/Sub-Allotments Reference			Funding Source		Allotments/Sub-Allotments received from CO/ROs/OUs					Sub-Allotments to ROs/OUs					Total Allotments/Net of Sub-allotments				
No.	Number	Date	Description	UACS Code	PS	MOOE	FinEx	CO	Sub-Total	PS	MOOE	FinEx	CO	TOTAL	PS	MOOE	FinEx	CO	
1	2	3	4	5	6	7	8	9	10=(6+7+8+9)	11	12	13	14	15=(11+12+13+14)	16=(6+11)	17=(7+12)	18=(8+13)	19=(9+14)	20=1
A. Allotments received from DBM																			
1	COMPREHENSIVE RELEASE PER ANNEX A AND A-1 OF NBC NO. 587	2022-01-11	Specific Budgets of National Government Agencies	101101	90,874,000.00	66,247,000.00	0.00	0.00	157,121,000.00	2,368,295.83	44,254,181.83	0.00	0.00	46,622,477.66	88,505,704.17	21,992,818.17	0.00	0.00	0.00
2	COMPREHENSIVE RELEASE PER ANNEX A AND A-1 OF NBC NO. 587	2022-01-11	Retirement and Life Insurance Premiums	104102	8,316,000.00	0.00	0.00	0.00	8,316,000.00	221,469.84	0.00	0.00	0.00	221,469.84	8,094,530.16	0.00	0.00	0.00	0.00
	Sub-Total				99,190,000.00	66,247,000.00	0.00	0.00	165,437,000.00	2,589,765.67	44,254,181.83	0.00	0.00	46,843,947.50	96,600,234.33	21,992,818.17	0.00	0.00	0.00
B. Sub-allotments received from Central Office/Regional Office																			
	Sub-Total				0.00	0.00	0.00	0.00	0.00	0.00	0.00	0.00	0.00	0.00	0.00	0.00	0.00	0.00	0.00
Total Allotments					99,190,000.00	66,247,000.00	0.00	0.00	165,437,000.00	2,589,765.67	44,254,181.83	0.00	0.00	46,843,947.50	96,600,234.33	21,992,818.17	0.00	0.00	0.00
Summary by Funding Source Code:																			
	Specific Budgets of National Government Agencies		101101	90,874,000.00	66,247,000.00	0.00	0.00	157,121,000.00	2,368,295.83	44,254,181.83	0.00	0.00	46,622,477.66	88,505,704.17	21,992,818.17	0.00	0.00	0.00	0.00
	Retirement and Life Insurance Premiums		104102	8,316,000.00	0.00	0.00	0.00	8,316,000.00	221,469.84	0.00	0.00	0.00	221,469.84	8,094,530.16	0.00	0.00	0.00	0.00	0.00

Certified Correct:

 HAZEL D. BAJUTAGANA
 Administrative Officer IV

Date:

Certified Correct:

 MA CHRISTINA M. SAYSON
 Accountant III

Date:

Recommending Approval:

 PACIANO B. DIZON
 Regional Director

Date:

Approved By:
 DENNIS S. MAPA, Ph.D
 Undersecretary
 National Statistician and Civil Registrar General
 Date: