


**List of Allotments and Sub-Allotments
As at the quarter ending March 31, 2022**


Department : National Economic and Development Authority (NEDA)
 Agency/Entity : Philippine Statistics Authority
 Operating Unit : Regional Statistical Services Office - NCR
 Organization Code (UACS) : 24 008 0300013
 Fund Cluster : 01 Regular Agency Fund
 (e.g. UACS Fund Cluster: 01-Regular Agency Fund, 02-Foreign Assisted Projects Fund, 03-Special Account-Locally Funded/Domestic Grants Fund, and 04-Special Account-Foreign Assisted/Foreign Grants Fund)

X	Current Year Appropriations
	Supplemental Appropriation
	Continuing Appropriations


Allotments/Sub-Allotments Reference			Funding Source		Allotments/Sub-Allotments received from CO/ROs/OU's					Sub-Allotments to ROs/OU's					Total Allotments/Net of Sub-allotments			
No.	Number	Date	Description	UACS Code	PS	MOOE	FinEx	CO	Sub-Total	PS	MOOE	FinEx	CO	TOTAL	PS	MOOE	FinEx	CO
1	2	3	4	5	6	7	8	9	10=(6+7+8+9)	11	12	13	14	15=(11+12+13+14)	16=(6+11)	17=(7+12)	18=(8+13)	19=(9+14)
A. Allotments received from DBM																		
1	COMPREHENSIVE RELEASE PER ANNEX A AND A-1 OF NBC NO. 587	2022-01-11	Specific Budgets of National Government Agencies	101101	90,874,000.00	66,247,000.00	0.00	0.00	157,121,000.00	1,034,337.48	24,742,620.24	0.00	0.00	25,776,957.72	89,839,662.52	41,504,379.76	0.00	0.00
2	COMPREHENSIVE RELEASE PER ANNEX A AND A-1 OF NBC NO. 587	2022-01-11	Retirement and Life Insurance Premiums	104102	8,316,000.00	0.00	0.00	0.00	8,316,000.00	113,963.04	0.00	0.00	0.00	113,963.04	8,202,036.96	0.00	0.00	0.00
	Sub-Total				99,190,000.00	66,247,000.00	0.00	0.00	165,437,000.00	1,148,300.52	24,742,620.24	0.00	0.00	25,890,920.76	98,041,699.48	41,504,379.76	0.00	0.00
B. Sub-allotments received from Central Office/Regional Office																		
					0.00	0.00	0.00	0.00	0.00	0.00	0.00	0.00	0.00	0.00	0.00	0.00	0.00	0.00
	Sub-Total				0.00	0.00	0.00	0.00	0.00	0.00	0.00	0.00	0.00	0.00	0.00	0.00	0.00	0.00
Total Allotments					99,190,000.00	66,247,000.00	0.00	0.00	165,437,000.00	1,148,300.52	24,742,620.24	0.00	0.00	25,890,920.76	98,041,699.48	41,504,379.76	0.00	0.00
Summary by Funding Source Code:																		
	Specific Budgets of National Government Agencies			101101	90,874,000.00	66,247,000.00	0.00	0.00	157,121,000.00	1,034,337.48	24,742,620.24	0.00	0.00	25,776,957.72	89,839,662.52	41,504,379.76	0.00	0.00
	Retirement and Life Insurance Premiums			104102	8,316,000.00	0.00	0.00	0.00	8,316,000.00	113,963.04	0.00	0.00	0.00	113,963.04	8,202,036.96	0.00	0.00	0.00

Certified Correct:

 HAZEL Q. FAJUTAGANA
 Administrative Officer IV


Date:

Certified Correct:

 MA. CHRISTINA M. SAYSON
 Accountant III

Date:

Recommending Approval:

 PACIANO B. DIZON
 Regional Director

Date:

Approved By:

 DENNIS S. MAPA, Ph.D
 National Statistician and Civil Registrar General

Date: