


For the month of September 2022


Department : National Economic and Development Authority (NEDA)  
 Agency : Philippine Statistics Authority  
 Operating Unit : PSA NCR-Regional Office  
 Organization Code (UACS) : 24 008 03 00013  
 Fund Cluster : 01 - Regular Agency Fund


Particulars	CURRENT YEAR'S BUDGET				
	PS	MOOE	FinEx	CO	TOTAL
(1)	(2)	(3)	(4)	(5)	6=(2+3+4+5)
<b>CASH DISBURSEMENTS</b>	9,698,815.52	75,055,966.61	-	-	84,754,782.13
Notice of Cash Allocations	9,698,815.52	75,055,966.61	-	-	84,754,782.13
MDS Checks Issued	4,488,767.73	662,830.02	-	-	5,151,597.75
Advice to Debit Account	5,210,047.79	74,393,136.59	-	-	79,603,184.38
Notice of Transfer Allocations (NTA)	-	-	-	-	-
MDS Checks Issued	-	-	-	-	-
Advice to Debit Account	-	-	-	-	-
Working Fund for FAPS	-	-	-	-	-
Cash Disbursement Ceiling (CDC)	-	-	-	-	-
<b>TOTAL CASH DISBURSEMENTS</b>	9,698,815.52	75,055,966.61	-	-	84,754,782.13
<b>NON-CASH DISBURSEMENTS</b>	455,745.73	972,378.44	-	-	1,428,124.17
Tax Remittance Advices Issued (TRA)	455,745.73	972,378.44	-	-	1,428,124.17
Non-Cash Availment Authority (NCAA)	-	-	-	-	-
Disbursements effected through outright deductions from claims	-	-	-	-	-
Overpayment of expenses	-	-	-	-	-
Restitution for loss of government property	-	-	-	-	-
Liquidated damages and similar claims	-	-	-	-	-
Others (TEF,BTr-Documentary Stamp Tax, etc.)	-	-	-	-	-
<b>TOTAL NON-CASH DISBURSEMENTS</b>	455,745.73	972,378.44	-	-	1,428,124.17
<b>GRAND TOTAL</b>	<b>10,154,561.25</b>	<b>76,028,345.05</b>	-	-	<b>86,182,906.30</b>

**SUMMARY**

Particulars	Previous Report	Current Month	As of Date
(1)	(2)	(3)	(4)
Total Disbursement Authorities Received	464,338,037.51	64,168,290.17	528,506,327.68
NCA	122,754,000.00	7,952,000.00	130,706,000.00
NTA	328,877,266.05	54,788,166.00	383,665,432.05
Working Fund	-	-	-
TRA	12,706,771.46	1,428,124.17	14,134,895.63
CDC	-	-	-
NCAA	-	-	-
Less: Notice of Transfer Allocation (NTA) issued*	3,290,681.97	352,841.75	3,643,523.72
Total Disbursements Authorities Available	461,047,355.54	63,815,448.42	524,862,803.96
Less:			
Lapsed NCA	-	-	-
Disbursements	438,679,897.66	86,182,906.30	524,862,803.96
Less: Other Non-Cash Disbursements	-	-	-
Disbursements effected through outright deductions from claims	-	-	-
Overpayment of expenses	-	-	-
Restitution for loss of government property	-	-	-
Liquidated damages and similar claims	-	-	-
Others (TEF,BTr-Documentary Stamp Tax, etc.)	-	-	-
<b>Add/Less: Adjustments (e.g. cancelled/staled checks)</b>	-	-	-
Balance of Disbursements Authorities to date	22,367,457.88	(22,367,457.88)	0.00
Total Disbursements Program	461,047,355.54	63,815,448.42	524,862,803.96
Less: Actual Disbursements	438,679,897.66	86,182,906.30	524,862,803.96
(Over)/Under spending	22,367,457.88	(22,367,457.88)	0.00

Certified:  
  
 MA. CHRISTINA M. SAYSON  
 Accountant III

Noted:  
  
 PACIANO B. DIZON  
 Regional Director



**September 2022**

	<b>PS</b>	<b>MOOE</b>	<b>CO</b>	<b>TOTAL</b>
RADAI	5,210,047.79	74,393,136.59	-	79,603,184.38
RCI	4,488,767.73	662,830.02	-	5,151,597.75
<b>TOTAL</b>	<b>9,698,815.52</b>	<b>75,055,966.61</b>	<b>-</b>	<b>84,754,782.13</b>

**NTA TO OTHER REGION**

	<b>PS</b>		<b>TOTAL</b>
PSA-RSSO I	62,210.22		
PSA-RSSO VII	162,640.52		
PSA-RSSO VIII	-		
PSA-RSSO ARMM	127,991.01		
<b>TOTAL</b>	<b>352,841.75</b>		<b>352,841.75</b>
	10,051,657.27	75,055,966.61	85,107,623.88
	<b>9,698,815.52</b>	<b>75,055,966.61</b>	<b>84,754,782.13</b>

**TRA**

	<b>PS</b>	<b>MOOE</b>	<b>TOTAL</b>
RO	455,745.73	186,380.47	642,126.20
NCR I	-	212,117.47	212,117.47
NCR II	-	85,385.27	85,385.27
NCR III	-	212,346.76	212,346.76
NCR IV	-	168,179.68	168,179.68
NCR V	-	107,968.79	107,968.79
<b>TOTAL</b>	<b>455,745.73</b>	<b>972,378.44</b>	<b>1,428,124.17</b>

**NCA/NTA**

		<b>NCA</b>	<b>NTA</b>
September 1, 2022	NCA-BMB-A-22-0007190	7,952,000.00	
September 2, 2022	2022-09-075		34,975.00
September 2, 2022	2022-09-075		742,774.00
September 20, 2022	2022-09-079		54,010,417.00
<b>TOTAL</b>		<b>7,952,000.00</b>	<b>54,788,166.00</b>