

SPECIAL RELEASE

DIVERSITY OF WOMEN AND MEN IN THE CITY OF MANDALUYONG IN 2020

Date of Release: 28 March 2025

Reference No.: 2025 – 002

EXPLANATORY NOTE

The data presented in this publication are based on the results of the 2020 Census of Population and Housing (CPH) by Philippine Statistics Authority (PSA). The population count is declared official for all purposes by the President of the Philippines, pursuant to Proclamation No. 1179 dated 06 July 2021. The total population represents the total number of persons living as of 12:01 AM on 01 May 2020 in the country. It also includes Filipinos in Philippine embassies, consulates, and missions abroad.

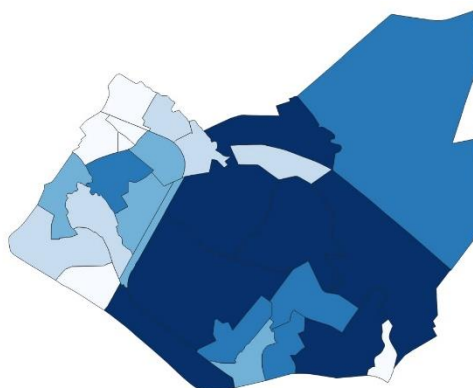
Amidst the pandemic, Mandaluyong manages to reach a 10.2 percent increase in 2020

The population in the City of Mandaluyong continues to rise each year. From 386,276 in 2015, the total population of Mandaleños increased by 10.2 percent (39,482 persons), reaching 425,758 over five (5) years. (See Table 1)

Of this total, 419,333 comprised the household population, while the remaining 6,425 belonged to the institutional population. (See Table 1)

Additionally, 50.7 percent of the household population were women. The number of Mandaleñas (212,515) surpassed the household population of men (206,818) by 5,697 persons or 1.4 percent. These figures indicate that in 2020, there were 97 males for every 100 females in Mandaluyong. (See Table 2)

Figure 1. Jurisdiction Map of the City of Mandaluyong



Source: Philippine Statistics Authority

Table 1. Total Population by Year and by Growth Rate, City of Mandaluyong: 2020

Population	Year		Growth Rate	
	2015	2020	Number	Percent (%)
Total	386,276	425,758	39,482	10.2
Household	377,850	419,333	41,483	11.0
Institutional	8,426	6,425	(2,001)	(23.7)

Source: Philippine Statistics Authority, 2015 Census of Population
Philippine Statistics Authority, 2020 Census of Population and Housing

Table 2. Household Population by Sex and by Percentage Distribution, City of Mandaluyong: 2020

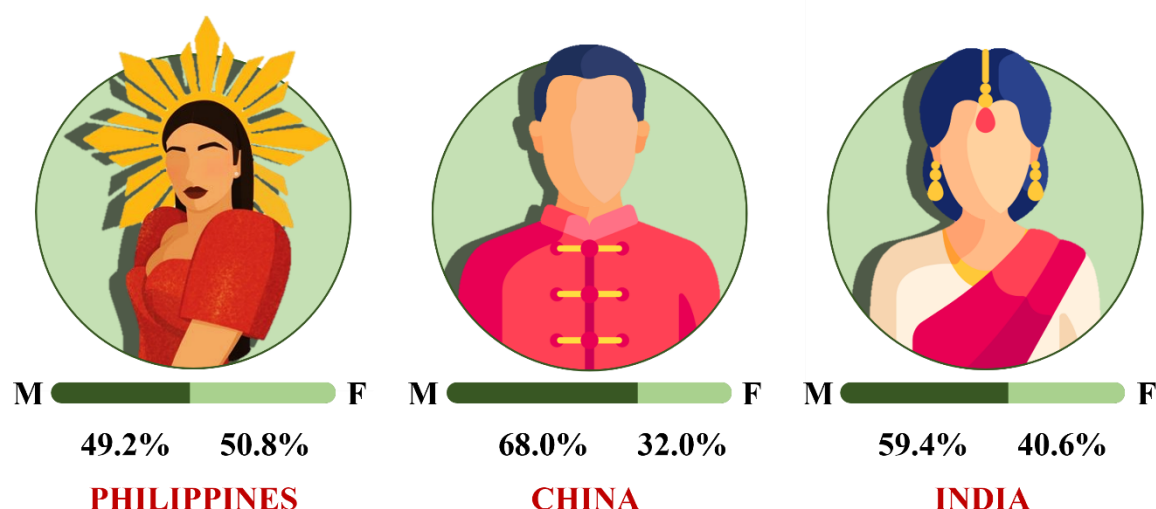
Sex	Household Population	
	Number	Percent (%)
Total	419,333	100.0
Male	206,818	49.3
Female	212,515	50.7

Source: Philippine Statistics Authority, 2020 Census of Population and Housing

Among the top three (3) countries of citizenship identified in Mandaluyong, Philippines has a higher percentage of women than men

Country of citizenship refers to the place where a person is born or naturalized. Like many other countries worldwide, the Philippines is a home to various foreign nationals.

Figure 2. Top Three (3) Countries of Citizenship by Sex, City of Mandaluyong: 2020

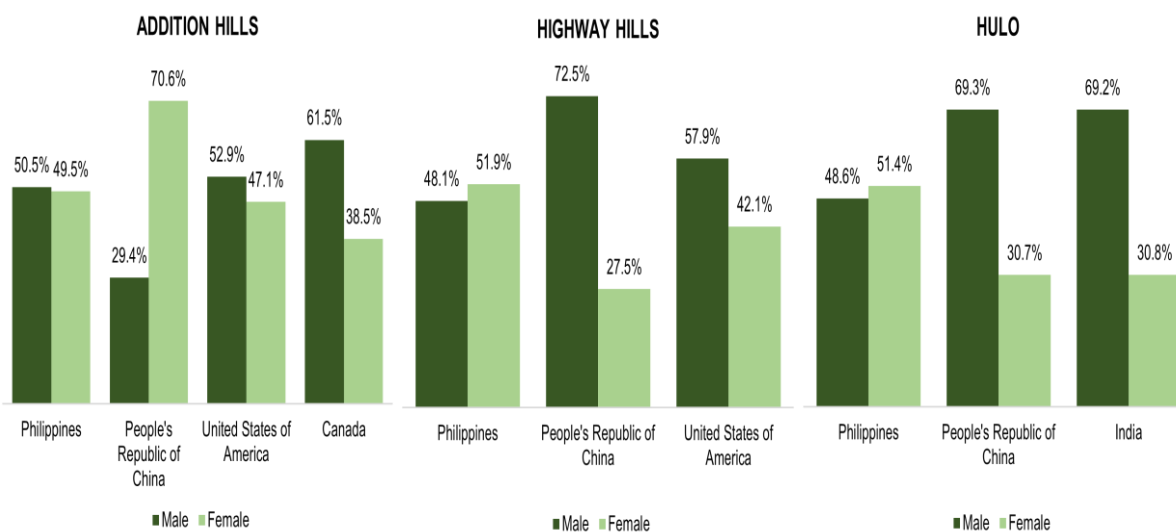


Source: Philippine Statistics Authority, 2020 Census of Population and Housing

The top three (3) countries of origin for nationals residing in the City of Mandaluyong are the Philippines (417,056), China (654), and India (466), respectively. The Philippine citizens in Mandaluyong includes more women (211,687) than men (205,369). On the other hand, both China (68.0% or 445) and India (59.4% or 277) have a higher number of men than women. (See Figure 2 or Table 5)

Among the 27 barangays of Mandaluyong, Addition Hills (105,403), Highway Hills (43,194), and Hulo (31,314) recorded the highest household population in 2020. (See Table 5)

Figure 3. Top Three (3) Countries of Citizenship by Top Three (3) Barangays, and by Sex, City of Mandaluyong: 2020



Source: Philippine Statistics Authority, 2020 Census of Population and Housing

In Addition Hills, the highest number of residents are from the Philippines (105,317); China (17) and America (17); and Canada (13). Among the Filipino citizens, men make up 50.5 percent of its household population in Addition Hills. Meanwhile, Chinese citizens include 12 females, accounting for 70.6 percent of their total. In contrary, American citizens has a total of 9 males. On the other hand, Canadian citizens have a higher number of men (8) than women (5). (See Figure 3 or Table 5)

In Highway Hills, most residents are from the Philippines (42,567), China (265), and America (57). Among them, 51.9 percent (22,105) of Filipino citizens are women. In contrast, male citizens from China (72.5% or 192) and America (57.9% or 33) outnumber females in the barangay's household population. (See Figure 3 or Table 5)

However, in the Barangay of Hulo, the top three (3) countries of citizenship are the Philippines (30,913), China (192), and India (26). Among these, the Philippines (51.4% or 15,900) has a higher number of women, while China (69.3% or 133) and India (69.2% or 18) has a higher number of men. (See Figure 3 or Table 5)

Majority of individuals with foreign citizenship are male

Citizenship is defined as the legal nationality of a person. A citizen is a legal national of the country at the time of census, while an alien is a non-national of the country (Philippine Statistics Authority, 2020). Nearly 100.0 percent of Mandaluyong's household population in 2020 are Filipino citizens (417,056), while the remaining consist of Filipinos with dual citizenship (384) and foreign citizens (1,893). (See Table 3)

Table 3. Household Population by Top Three (3) Barangays, by Status of Citizenship, and by Sex, City of Mandaluyong: 2020

City / Barangay / Citizenship	Sex		
	Total	Male	Female
City of Mandaluyong	419,333	206,818	212,515
Filipino citizen	417,056	205,369	211,687
Filipino with dual citizenship	384	189	195
Foreign citizen	1,893	1,260	633
Addition Hills	105,403	53,243	52,160
Filipino citizen	105,317	53,196	52,121
Filipino with dual citizenship	36	21	15
Foreign citizen	50	26	24
Highway Hills	43,194	20,894	22,300
Filipino citizen	42,567	20,462	22,105
Filipino with dual citizenship	99	55	44
Foreign citizen	528	377	151
Hulo	31,314	15,293	16,021
Filipino citizen	30,913	15,013	15,900
Filipino with dual citizenship	32	18	14
Foreign citizen	369	262	107

Source: Philippine Statistics Authority, 2020 Census of Population and Housing

Household population of Filipino citizens includes more women than men by 1.5 percent or by 6,318 persons. Similarly, individuals with dual citizenship (50.8% or 195) have more women than men, too. In contrast, individuals with foreign citizenship (66.6% or 1,260) have a higher number of men than women. (See Table 3)

In these barangays, male citizens with dual and foreign citizenship make up a larger share of persons in their household population than females. However, Addition Hills has more Filipino male citizens (50.5% or 53,196) than female while Highway Hills (51.9% or 22,105) and Hulo (51.4% or 15,900) has more Filipino female citizens than male. (See Table 3)

More than half of Mandaluyong's household population is divided among people of different ethnicities

Ethnicity is a primary sense of belonging to an ethnic group. Thus, ethnicity refers to the household member's identity, by blood and not by choice nor by adoption or confirmation for any ethnic group, primarily the Indigenous Peoples (IPs) (Philippine Statistics Authority, 2020).

In 2020, the top three (3) ethnicities in the City of Mandaluyong are Tagalog (48.3% or 202,595), Bisaya or Binisaya (14.9% or 62,480), and Bikol or Bicol (9.8% or 41,044), making up 73.0 percent of the city's household population. These three (3) ethnic groups have nearly equal percentages, with all recording a higher number of women than men. (See Table 4)

Table 4. Household Population by Top Three (3) Barangays, by Top Three (3) Ethnicities, and by Sex, City of Mandaluyong: 2020

City / Barangay / Ethnicity	Sex		
	Total	Male	Female
City of Mandaluyong	419,333	206,818	212,515
Tagalog	202,595	99,936	102,659
Bisaya/Binisaya	62,480	30,244	32,236
Bikol/Bicol	41,044	20,227	20,817
Addition Hills	105,403	53,243	52,160
Tagalog	33,623	17,032	16,591
Bisaya/Binisaya	23,741	11,835	11,906
Bikol/Bicol	14,187	7,188	6,999
Highway Hills	43,194	20,894	22,300
Tagalog	22,879	11,031	11,848
Bisaya/Binisaya	4,797	2,219	2,578
Bikol/Bicol	3,503	1,661	1,842
Hulo	31,314	15,293	16,021
Tagalog	15,704	7,679	8,025
Bisaya/Binisaya	3,824	1,749	2,075
Bikol/Bicol	3,212	1,551	1,661

Source: Philippine Statistics Authority, 2020 Census of Population and Housing

Additionally, in Mandaluyong's top three (3) barangays, Addition Hills (31.9%), Highway Hills (53.0%), and Hulo (50.2%), Tagalog is the predominant ethnicity, making up more than 30.0 percent of their household population. Bisaya or Binisaya follow, accounting for over 10.0 percent of the population, ranking second among the top ethnicities in these areas. Last but not the least, Bikol or Bicol ranks third in these barangays with 13.5, 8.1, and 10.3 percent, respectively. These ethnic groups have a higher number of women than men in the barangays of Highway Hills and Hulo. (See Table 4)

However, in Addition Hills, Tagalog and Bikol or Bicol have a greater number of males than females while Bisaya or Binisaya has more female than male. (See Table 4)



AMELIA G. BASILIO
(Chief Statistical Specialist)
Officer-in-Charge

Table 5. Household Population by Top Three (3) Barangays, by Top Three (3) Countries of Citizenship, and by Sex, City of Mandaluyong: 2020

City / Barangay / Country of Citizenship	Sex		
	Total	Male	Female
City of Mandaluyong	419,333	206,818	212,515
Philippines	417,056	205,369	211,687
People's Republic of China	654	445	209
India	466	277	189
Addition Hills	105,403	53,243	52,160
Philippines	105,317	53,196	52,121
People's Republic of China	17	5	12
United States of America	17	9	8
Canada	13	8	5
Highway Hills	43,194	20,894	22,300
Philippines	42,567	20,462	22,105
People's Republic of China	265	192	73
United States of America	57	33	24
Hulo	31,314	15,293	16,021
Philippines	30,913	15,013	15,900
People's Republic of China	192	133	59
India	26	18	8

Source: Philippine Statistics Authority, 2020 Census of Population and Housing