



SPECIAL RELEASE

Vital Statistics on Registered Deaths, City of Pasig: 2023

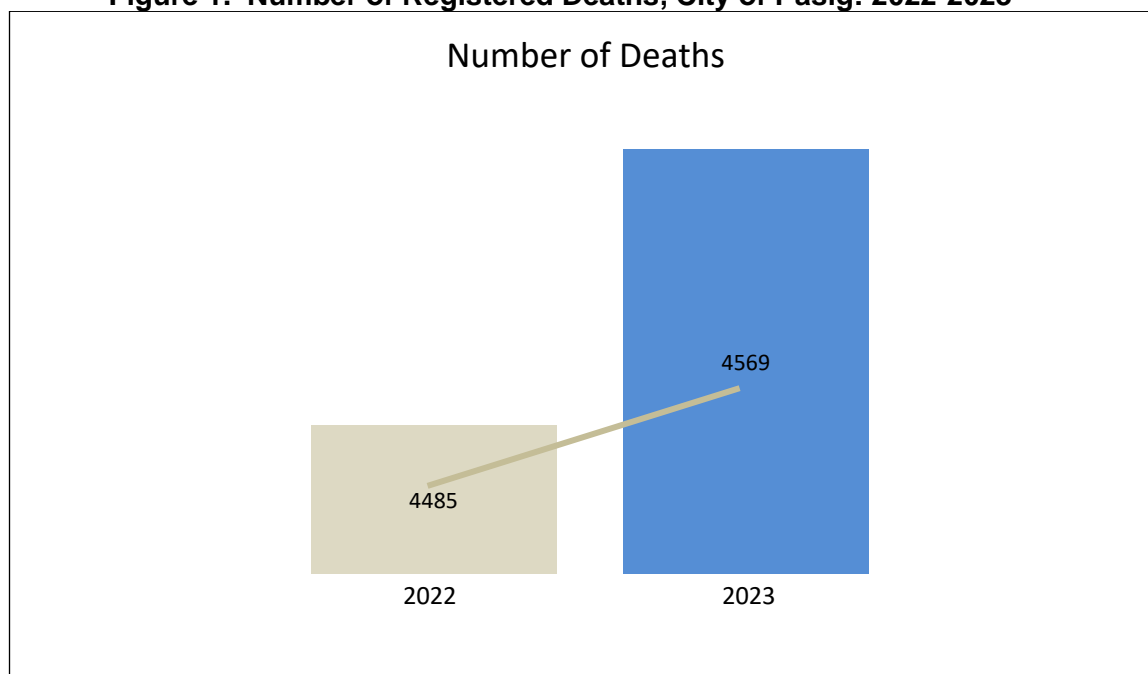
Date of Release: 10 June 2024

Reference No. 2024-0028

Based on the released data as of 21 May 2024, the National Capital Region (NCR) had 79,524 or 13.4 percent share from the total registered deaths of 593,827 in the country in 2023.

The City of Pasig recorded 4,569 or 5.7 percent share from the total number of registered deaths in NCR, higher by 1.9 percent than the total registered deaths of 4,485 in 2022. On average, a total of 381 deaths were registered monthly or an average of 13 death daily.

Figure 1. Number of Registered Deaths, City of Pasig: 2022-2023

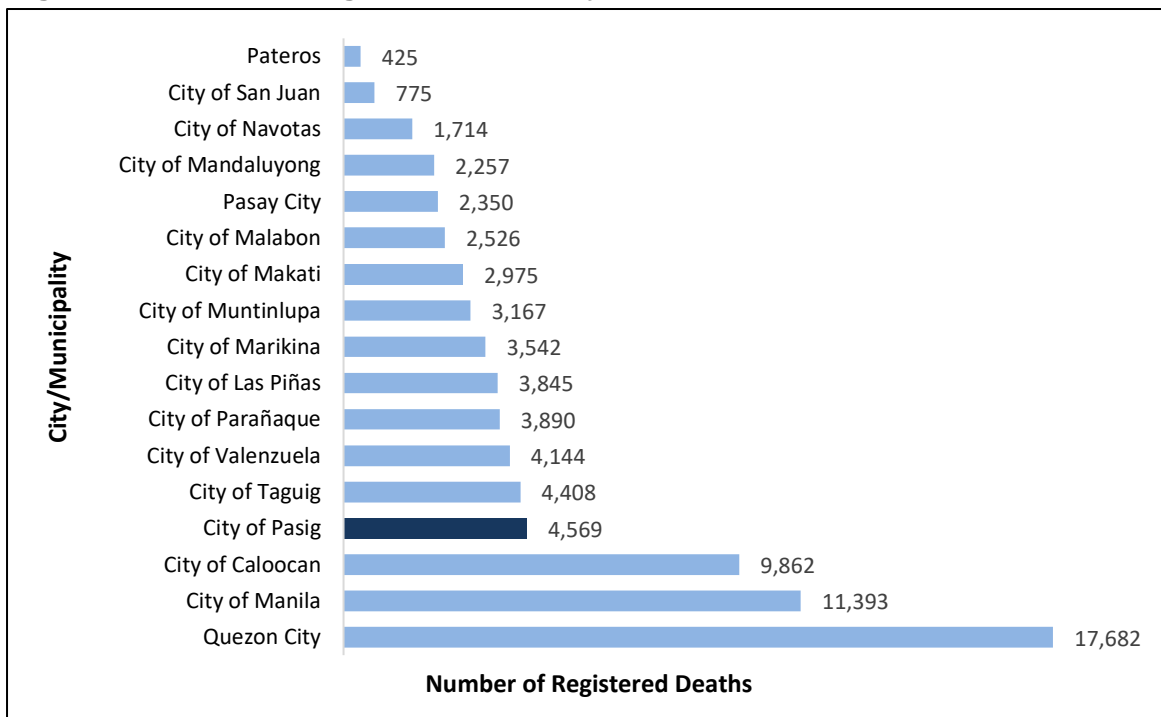


Source: Philippine Statistics Authority, Vital Statistics Division
<https://psa.gov.ph/content/registered-deaths-philippines-2023-0>

In NCR, Quezon City recorded the highest number of registered deaths with 17,682 (22.2 percent) while the Municipality of Pateros recorded the lowest number with 425 (0.5 percent) deaths. The City of Pasig ranked 4th with the highest number of deaths in NCR from January to December 2023. Refer to Table 1 and Figure 2



Figure 2. Number of Registered Deaths by Usual Residence of Deceased, NCR: 2023

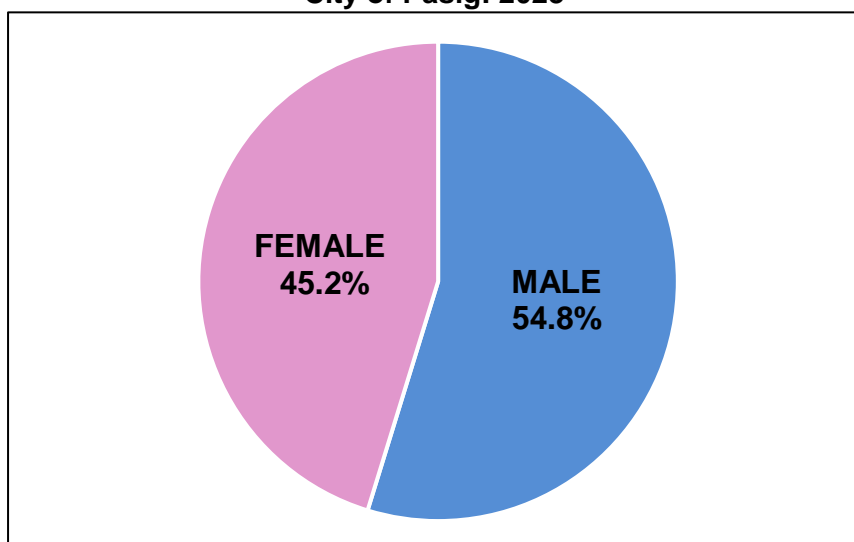


Source: Philippine Statistics Authority, Vital Statistics Division
<https://psa.gov.ph/content/registered-deaths-philippines-2023-0>

More deaths on males than females

There were more deaths on males than females in the City of Pasig in 2023. Out of 4,569 registered deaths 54.8 percent were males while 45.2 percent were females. See table 1 and figure 3.

Figure 3. Percent Distribution of Registered Deaths by Sex, City of Pasig: 2023

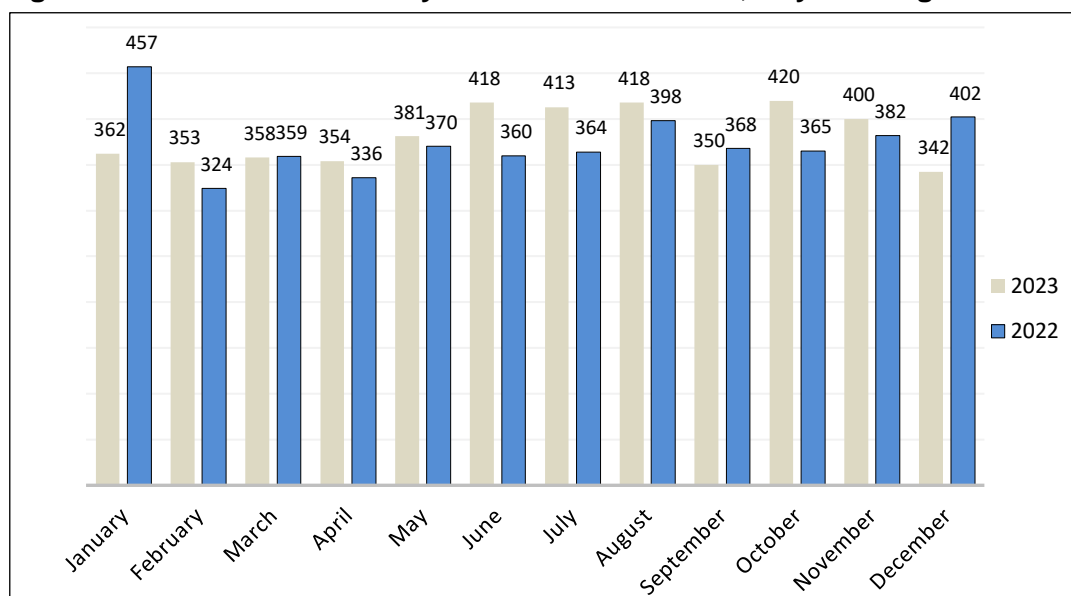


Source: Philippine Statistics Authority, Vital Statistics Division
<https://psa.gov.ph/content/registered-deaths-philippines-2023-0>

October recorded the highest number of deaths.

Figure 4 presents the months with the highest and lowest number of registered deaths from 2022 to 2023 in the City of Pasig. January in 2022 recorded the highest with 10.5 percent share (457), from the total number of deaths of 4,485, while October in 2023 registered the highest number of deaths with a total of 420 or 9.2 percent share.

Figure 4. Number of Deaths by Month of Occurrence, City of Pasig: 2022-2023



Source: Philippine Statistics Authority, Vital Statistics Division
<https://psa.gov.ph/content/registered-deaths-philippines-2023-0>

Table 1. Number of Registered Deaths by Sex, City of Pasig: 2023

REGION, PROVINCE, CITY	Total Registered Deaths (by Usual Residence of Deceased)	Male	Female
PHILIPPINES	593,827	336,015	257,812
NATIONAL CAPITAL REGION (NCR)	79,524	44,006	35,518
City of Pasig	10,369	5,395	4,974

Source: Philippine Statistics Authority, Vital Statistics Division
<https://psa.gov.ph/content/registered-deaths-philippines-2023-0>

Explanatory Notes

Data on deaths presented in this release were obtained from the Certificates of Death (Municipal Form No. 103) that were registered at the Office of the City/Municipal Civil Registrars throughout the country and forwarded to the Philippine Statistics Authority. This release shows an overview of the registered deaths that occurred from January to December 2023. Deaths of Filipinos that occurred abroad which were reported to the Philippine Foreign Service Posts are presented in a separate report. The figures shown were not adjusted for under registration.

Vital Statistics are derived from information obtained at the time when the occurrences of vital events and their characteristics are inscribed in a civil register. Vital acts and events are the birth, deaths and marriages, and all such events that have something to do with an individual's entrance and departure from life together with the changes in civil status that may occur to a person during his lifetime. Recording of these events in the civil register is known as vital or civil registration and the resulting documents are vital records.

Counts on Deaths include individuals who died in the Philippines whose usual residence is in a foreign country.

Death refers to the permanent disappearance of all evidence of life at any time after live birth has taken place (postnatal cessation of vital function without capability of resuscitation).

Usual Residence of Deceased refers to place of residence of the deceased at the time of death.

Daily Average refers to the arithmetic mean of death occurrences per day.

Monthly Average refers to the arithmetic mean of death occurrences per month.

For more details, please visit www.psa.gov.ph; www.rssoncr.psa.gov.ph/ncr3



NARCISO H. DINO
(Supervising Statistical Specialist)
Officer-In-Charge
NCR III Provincial Statistics Office



JCP/MFU/RMS/NHB