



SPECIAL RELEASE

Vital Statistics on Registered Deaths, Municipality of Pateros: 2023

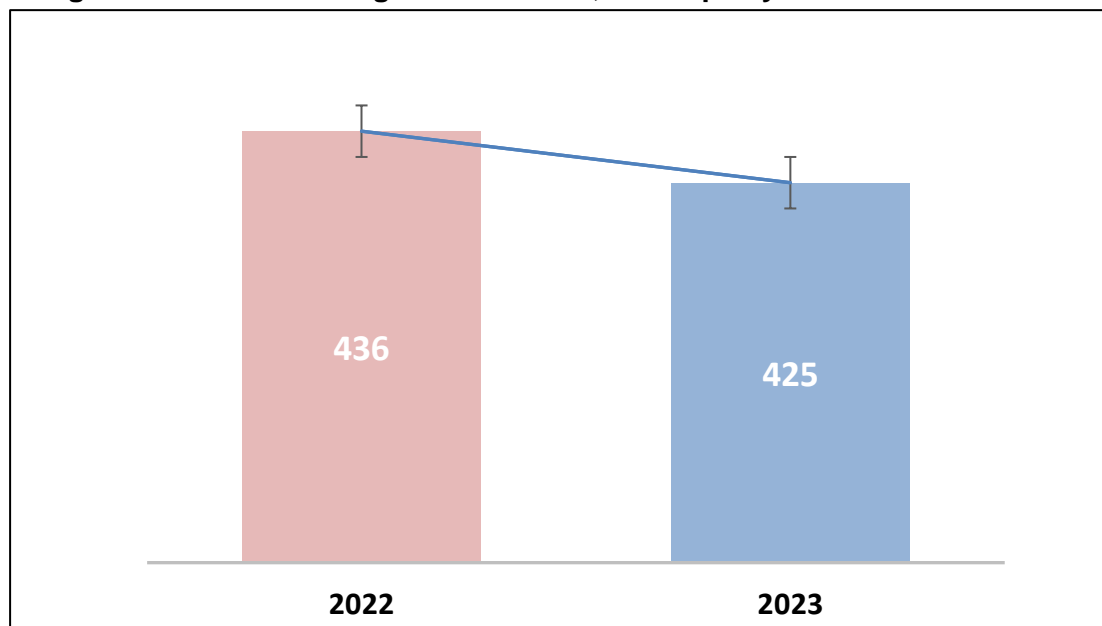
Date of Release: 10 June 2024

Reference No. 2024-0027

Based on the released data as of 21 May 2024, the National Capital Region (NCR) had 79,524 or 13.4 percent share from the total registered deaths of 593,827 in the country in 2023.

The Municipality of Pateros recorded 425 or 0.5 percent share from the total number of registered deaths in NCR, lower by 2.5 percent of the total registered deaths of 436 in 2022. On average, a total of 35 deaths were registered monthly or an average of 1 death daily.

Figure 1. Number of Registered Deaths, Municipality of Pateros: 2022-2023

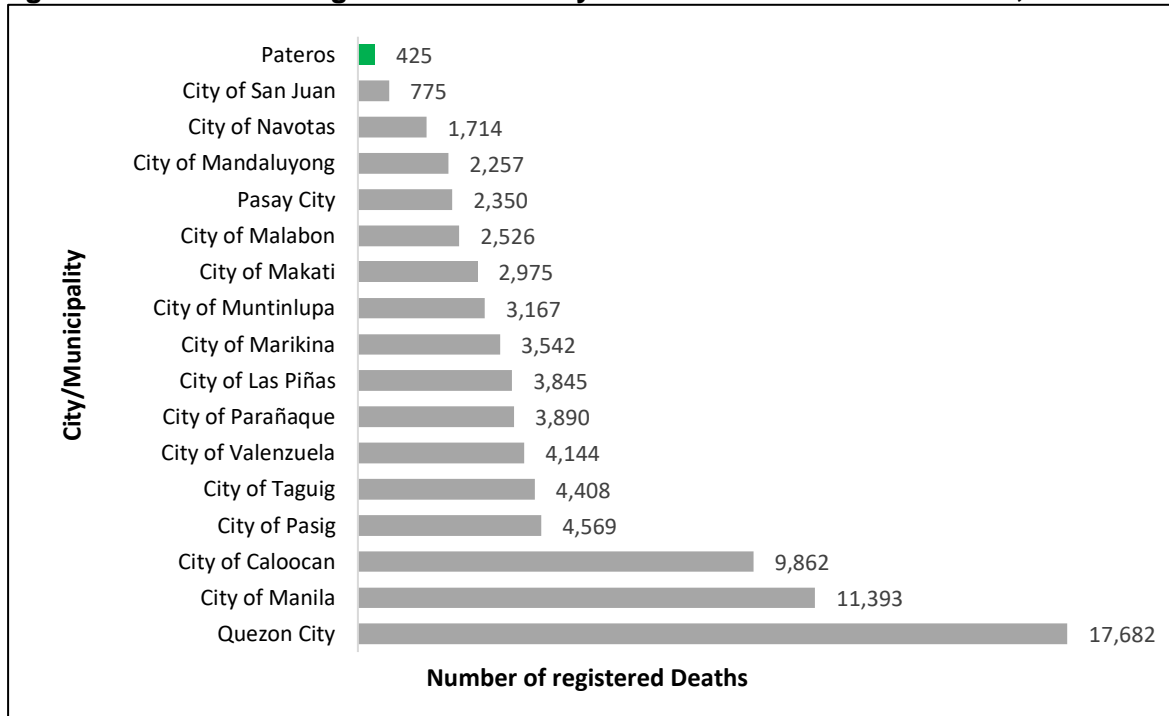


Source: Philippine Statistics Authority, Vital Statistics Division
<https://psa.gov.ph/content/registered-deaths-philippines-2023-0>

In NCR, Quezon City recorded the highest number of registered deaths with 17,682 (22.2 percent) while the Municipality of Pateros recorded the lowest number with 425 (0.5 percent) deaths in NCR from January to December 2023. Refer to Table 1 and Figure 2.



Figure 2. Number of Registered Deaths by Usual Residence of Deceased, NCR: 2023

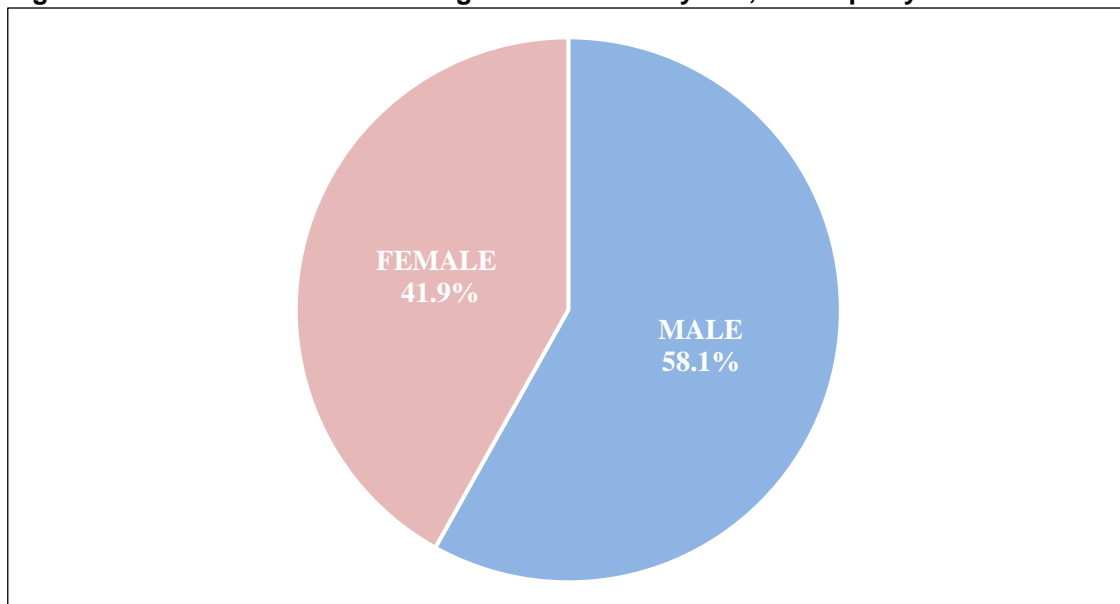


Source: Philippine Statistics Authority, Vital Statistics Division
<https://psa.gov.ph/content/registered-deaths-philippines-2023-0>

More deaths on males than females

There were more deaths on males than females in the Municipality of Pateros in 2023. Out of 425 registered deaths, 58.1 percent were males while 41.9 percent were females. See Table 1 and Figure 3.

Figure 3. Percent Distribution of Registered Deaths by Sex, Municipality of Pateros: 2023

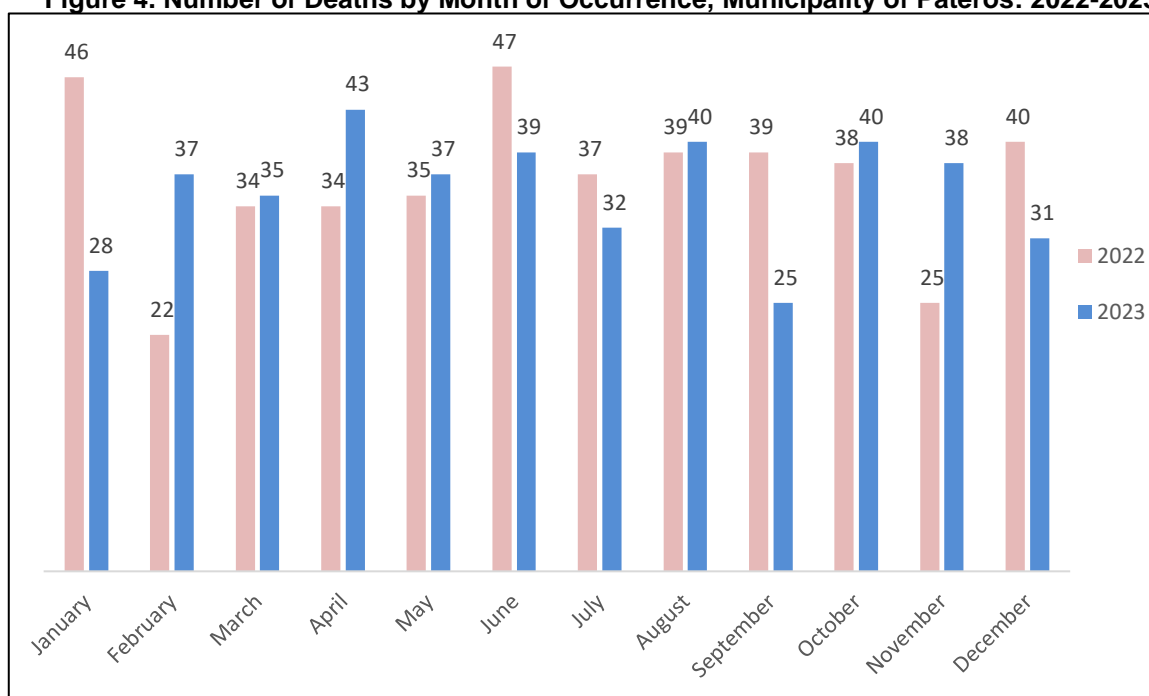


Source: Philippine Statistics Authority, Vital Statistics Division
<https://psa.gov.ph/content/registered-deaths-philippines-2023-0>

April recorded the highest number of deaths

Figure 4 presents the months with the highest and lowest number of registered deaths from 2022 to 2023 in the Municipality of Pateros. June in 2022 recorded the highest with 10.8 percent share (47), from the total number of deaths of 436, while April in 2023 registered the highest number of deaths with a total of 43 or 10.1 percent share.

Figure 4. Number of Deaths by Month of Occurrence, Municipality of Pateros: 2022-2023



Source: Philippine Statistics Authority, Vital Statistics Division
<https://psa.gov.ph/content/registered-deaths-philippines-2023-0>

Table 1. Number of Registered Deaths by Sex, Municipality of Pateros: 2023

| REGION, PROVINCE, CITY | Total Registered Deaths (by Usual Residence of Deceased) | Male | Female |
|-------------------------------|---|---------|---------|
| PHILIPPINES | 593,827 | 336,015 | 257,812 |
| NATIONAL CAPITAL REGION (NCR) | 79,524 | 44,006 | 35,518 |
| Municipality of Pateros | 425 | 247 | 178 |

Source: Philippine Statistics Authority, Vital Statistics Division
<https://psa.gov.ph/content/registered-deaths-philippines-2023-0>

Explanatory Notes

Data on deaths presented in this release were obtained from the Certificates of Death (Municipal Form No. 103) that were registered at the Office of the City/Municipal Civil Registrars throughout the country and forwarded to the Philippine Statistics Authority. This release shows an overview of the registered deaths that occurred from January to December 2023. Deaths of Filipinos that occurred abroad which were reported to the Philippine Foreign Service Posts are presented in a separate report. The figures shown were not adjusted for under registration.

Vital Statistics are derived from information obtained at the time when the occurrences of vital events and their characteristics are inscribed in a civil register. Vital acts and events are the birth, deaths and marriages, and all such events that have something to do with an individual's entrance and departure from life together with the changes in civil status that may occur to a person during his lifetime. Recording of these events in the civil register is known as vital or civil registration and the resulting documents are vital records.

Counts on Deaths include individuals who died in the Philippines whose usual residence is in a foreign country.

Death refers to the permanent disappearance of all evidence of life at any time after live birth has taken place (postnatal cessation of vital function without capability of resuscitation).

Usual Residence of Deceased refers to place of residence of the deceased at the time of death.

Daily Average refers to the arithmetic mean of death occurrences per day.

Monthly Average refers to the arithmetic mean of death occurrences per month.

For more details, please visit www.psa.gov.ph; www.rssoncr.psa.gov.ph/ncr3



NARCISO H. DINO
(Supervising Statistical Specialist)
Officer-In-Charge
NCR III Provincial Statistics Office



JCP/MPU/RMS/CCC