

SPECIAL RELEASE

WOMEN AND MEN IN BARANGAY 183, PASAY CITY

Date of Release: 29 February 2024
Reference No. SR 2024 - 60

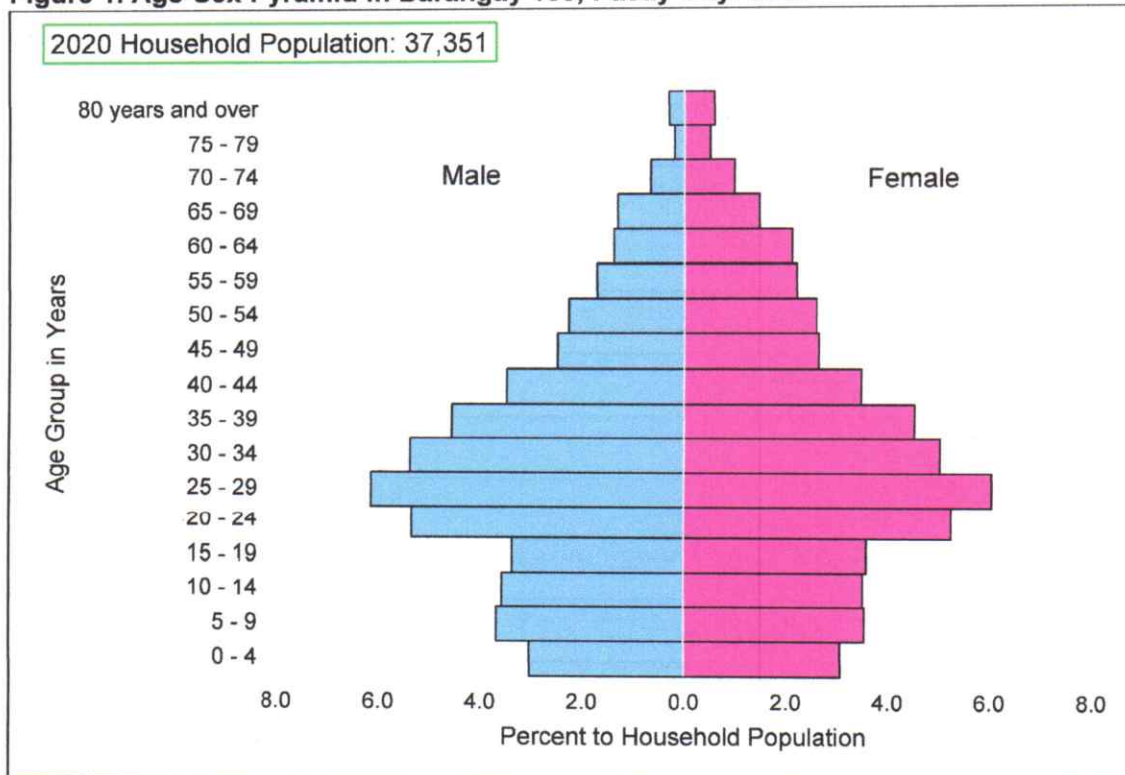
Barangay 183, Pasay City recorded a total of 37,351 household population in the 2020 Census of Population and Housing (2020 CPH), of which 18,275 (48.9%) were males and 19,076 (51.1%) were females. (See Table 3)

By age group, 0 to 14 years of age registered a total number of 7,628 (20.4%). Boys comprised 50.4 percent or 3,843 while the remaining 49.6 percent or 3,785 were girls.

There were more women (50.9% or 13,972) than men (49.1% or 13,497) in the age group 15-64 years of age.

Women 65 years of age and over outnumbered the men. Women comprised 58.5 percent or 1,319 of the total 65 years and over population, while men comprised 41.5 percent or 935. (See Figure 1)

Figure 1. Age-Sex Pyramid in Barangay 183, Pasay City: 2020



Source: Philippine Statistics Authority, 2020 Census of Population and Housing

More males than females attain at most high school levels of education

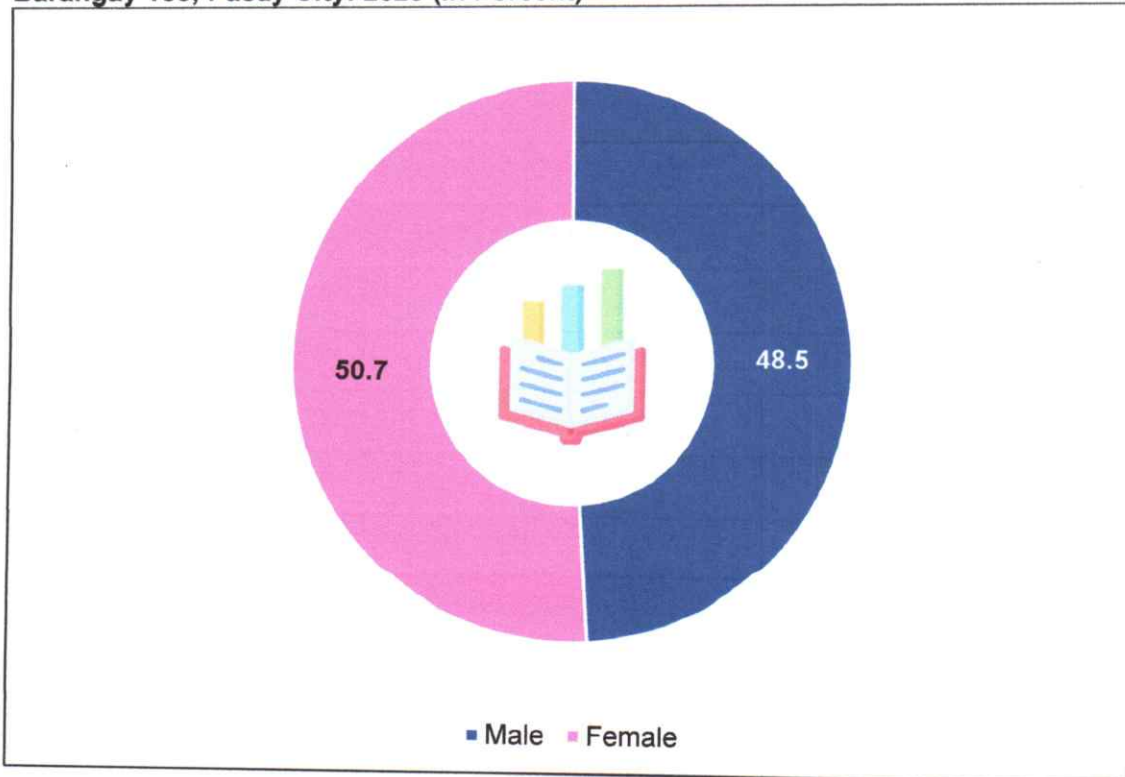
In the 2020 CPH, the highest educational attainment was asked for all persons aged five years and over. The census revealed that in Barangay 183, Pasay City of Pasay, 11,545 of the household population five years and over had reached or completed at most high school or secondary level for both the k-12 and old curriculum (old curriculum high school graduate: 5,736; old curriculum high school undergraduate: 923). As such, the 11,545 who had reached or completed at most high school were composed of 5,072 females and 6,473 males. Hence, more males than females attain at most high school levels of education in Barangay 183, Pasay City during 2020.

Similarly, 6,493 Females and 5,431 males of the household population five years and over in the city were college graduates during 2020. (See Table 3)

Literacy rate in Barangay 183, Pasay City is at 99.2 percent

Based on the 2020 Census of Population and Housing (2020 CPH), of the 35,068 household population five years old and over in Barangay 183, Pasay City, 34,788 (99.2%) were literate. As such, of the 34,788 literate household population five years old and over in Barangay 183, Pasay City, 17,010 were male and 17,778 were female. As such, literacy rate of the city in 2020 was higher among females (50.7%) than among males (48.5%) by 2.2 percent. (See Figure 2)

Figure 2. Literacy Rate of the Household Population Five Years Old and Over by Sex, Barangay 183, Pasay City: 2020 (In Percent)



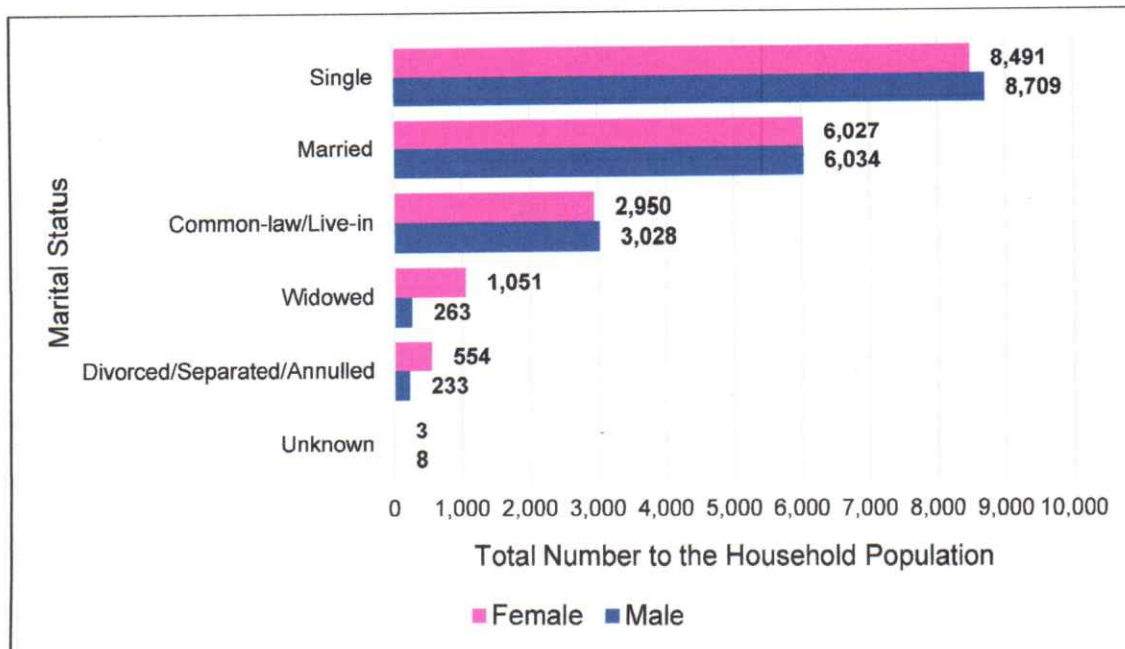
Sources: Philippine Statistics Authority, 2020 Census of Population and Housing

Single marital status both for male and female is the highest in 2020

In 2020, 8,709 (23.32% share) for males and 8,491 (22.73% share) for females were single from the total household population of 37,351 in Barangay 183, Pasay City. As such, this signifies a sex ratio at marital status of about 103 single males per 97 single females. Moreover, a total of 6,034 (16.2%) males and 6,027 (16.1%) females from the household population of the barangay were married during the year.

Among the marital statuses of the household population in Barangay 183, Pasay City during 2020, divorced/ separated/ annulled was recorded as the lowest for both males (263 or 0.70%) and females (554 or 2.81%). (See Figure 3)

Figure 3. Household Population by Marital Status and Sex, Barangay 183, Pasay City: 2020



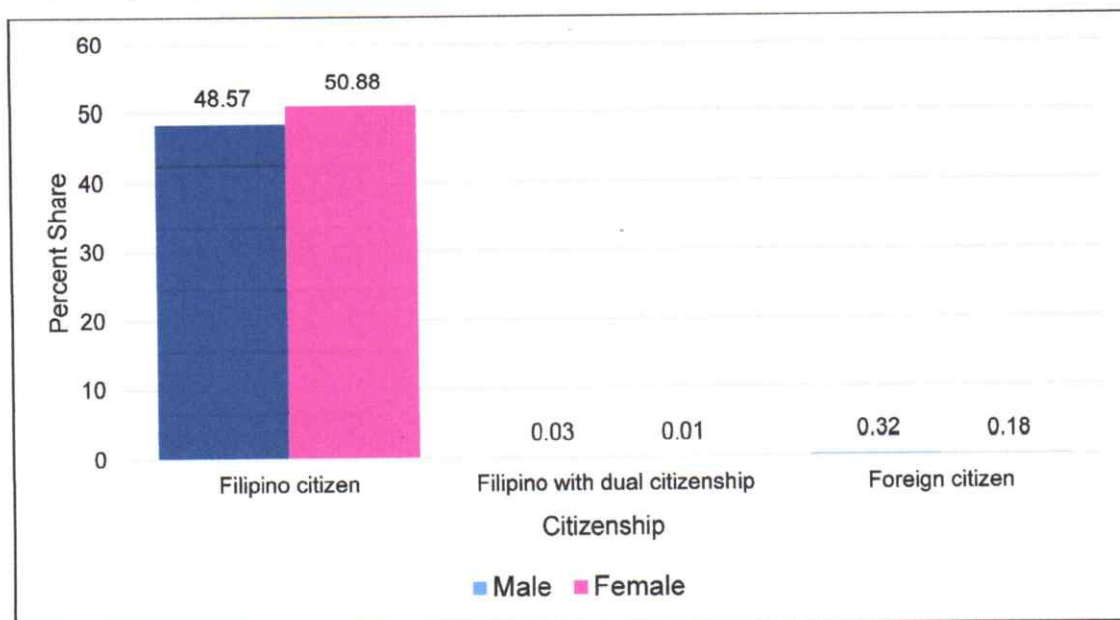
Sources: Philippine Statistics Authority, 2020 Census of Population and Housing

Foreign citizens reached 187 in 2020

As of 01 May 2020, there were 187 foreign citizens from the total household population of 37,351 in Barangay 183, Pasay City. As such, this constitutes 120 (0.32%) males and 67 (0.18%) females from the 187 foreign citizens in Barangay 183, Pasay City.

Meanwhile, Filipino citizens were the highest for both sexes at 99.46 percent share to the total household population of the barangay in 2020. (See Figure 4)

Figure 4. Percent Share of the Household Population by Citizenship and Sex, Barangay 183, Pasay City: 2020



Sources: Philippine Statistics Authority, 2020 Census of Population and Housing

Number of persons with registered births reaches 37,121

In terms of the birth registration status of the household population, there were 18,158 (48.6%) males and 18,963 (50.8%) females or a total of 37,121 (99.4%) persons with registered births in Barangay 183, Pasay City during 2020. As such, there were about 96 males per 104 females for the sex ratio at registered births.

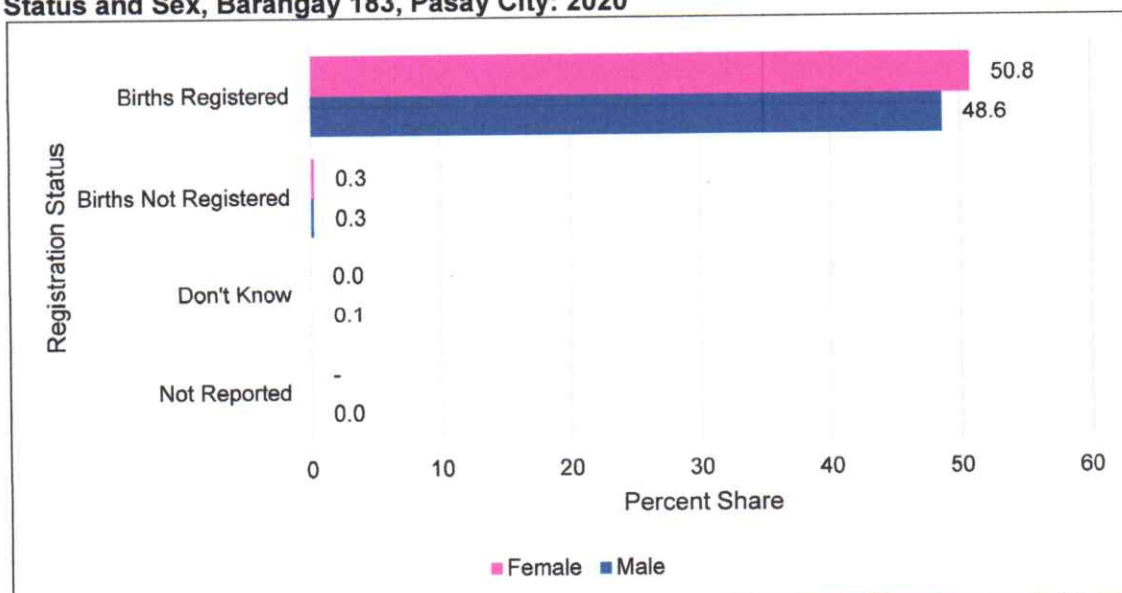
Meanwhile, births not registered for both sexes of the household population reached 203 (0.5%) composed of 96 (about 0.3%) males and 107 (about 0.3%) females. (See Table 1 and Figure 5)

Table 1. Birth Registration Status of the Household Population by Sex, Barangay 183, Pasay City: 2020

Birth Registration Status	Both Sexes	Male	Female
Births Registered	37,121	18,158	18,963
Births Not Registered	203	96	107
Don't Know	26	20	6
Not Reported	1	1	-

Sources: Philippine Statistics Authority, 2020 Census of Population and Housing

Figure 5. Percentage Distribution of the Household Population by Birth Registration Status and Sex, Barangay 183, Pasay City: 2020



Sources: Philippine Statistics Authority, 2020 Census of Population and Housing

Table 2. Household Population by Age Group and Sex, Barangay 183, Pasay City: 2020

Age Group	Both Sexes	Male	Female
0 - 4	2,283	1,136	1,147
5 - 9	2,699	1,374	1,325
10 - 14	2,646	1,333	1,313
15 - 19	2,598	1,260	1,338
20 - 24	3,952	1,994	1,958
25 - 29	4,551	2,295	2,256
30 - 34	3,880	2,005	1,875
35 - 39	3,394	1,705	1,689
40 - 44	2,599	1,302	1,297
45 - 49	1,915	929	986
50 - 54	1,813	848	965
55 - 59	1,463	641	822
60 - 64	1,304	518	786
65 - 69	1,040	491	549
70 - 74	615	250	365
75 - 79	263	77	186
80 and over	336	117	219

Sources: Philippine Statistics Authority, 2020 Census of Population and Housing

Table 3. Household Population Five Years Old and Over by Highest Educational Attainment and Sex, Barangay 183, Pasay City: 2020

Highest Grade Completed	Both Sexes	Male	Female
No Grade Completed	376	174	202
Preschool	-	-	-
Kindergarten	537	295	242
Grade 1 (K to 12)	613	308	305
Grade 2 (K to 12)	544	268	276
Grade 3 (K to 12)	523	265	258
Grade 4 (K to 12)	554	302	252
Grade 5 (K to 12)	546	271	275
Grade 6 (K to 12)	600	292	308
Grade 7 (K to 12)	536	262	274
Grade 8 (K to 12)	584	299	285
Grade 9 (K to 12)	569	299	270
Grade 10 (K to 12)	637	316	321
Grade 11 (K to 12)	429	204	225
Grade 12 (K to 12)	487	252	235
Grade 1 (Old Curriculum)	16	9	7
Grade 2 (Old Curriculum)	23	3	20
Grade 3 (Old Curriculum)	53	31	22
Grade 4 (Old Curriculum)	86	55	31
Grade 5 (Old Curriculum)	91	54	37
Grade 6 (Old Curriculum)	5	1	4
Grade 6 Graduate (Old Curriculum)	885	400	485
Grade 7 Graduate (Old Curriculum)	1	-	1
1st year High School (Old Curriculum)	133	71	62
2nd year High School (Old Curriculum)	402	185	217

3rd year High School (Old Curriculum)	388	157	231
4th year High School (Old Curriculum)	-	-	-
High School Graduate (Old Curriculum)	5,736	2,800	2,936
Inclusive/Special Needs Education Programs - Elementary	13	9	4
Inclusive/Special Needs Education Programs -High School	17	8	9
Continuing/Second-Chance Education Program - Elementary	-	-	-
Continuing/Second-Chance Education Program - High School	17	10	7
Post-Secondary Undergraduate	17	8	9
Post-Secondary Non-tertiary Graduate	269	145	124
1st Year College	1,426	726	700
2ndYear College	2,615	1,376	1,239
3rd Year College	1,870	1,028	842
4thYear College	430	203	227
5thYear College	25	14	11
6thYear College	11	7	4
Bachelor's Degree Graduate	11,924	5,431	6,493
Master's Degree Undergraduate	17	7	10
Master's Degree Graduate	147	66	81
Doctorate Degree Undergraduate	2	1	1
Doctorate Degree Graduate	39	18	21
Not Reported	107	56	51

Sources: Philippine Statistics Authority, 2020 Census of Population and Housing

TECHNICAL NOTES

Household

A household is a social unit consisting of a person living alone or a group of persons who sleep in the same housing unit and have a common arrangement in the preparation and consumption of food.

In most cases, a household consists of persons who are related by kinship ties, such as parents and their children. In other instances, however, several generations of familial ties are represented in one household while, still in other cases, even more distant relatives are included as members of the households.

Some household members may have no relationship to the head of the household, for example, household helpers, boarders, and relatives. They are considered as members of the household provided that they sleep in the same housing unit and have a common arrangement for the preparation and consumption of food with the household and that they do not go home to their family at least once a week.

A group of unrelated individuals, as in the case of a group of students or workers who decide to rent a place and make common arrangements for the preparation and consumption of their food, constitutes one household.

Usually, a household is an entire group of persons who customarily live in the same housing unit. However, there are cases when two or more distinct family groups or groups of unrelated persons maintain separate food arrangements even though they share one housing unit. Each of these two or more distinct groups constitutes a household.

A person who shares a housing unit with a household but separately cooks his/her meals or consumes his/her food elsewhere is not considered a member of that household. This person should be listed as a separate (one-member) household.

Sex

Sex is the biological and physiological reality of being a male or female.

Simple literacy

Simple literacy is the ability of a person to read and write a simple message. As such, a person is said to be literate if he/she can both read and write a simple message in any language or dialect. A person who cannot read and write a simple message, such as "I CAN READ" is considered illiterate. Moreover, a person is still considered illiterate if he/she is capable of reading and writing only his/her own name or numbers. Similarly, a person is illiterate if he/she can read but not write or he/she can write but not read.

A person who knows how to read and write but at the time of the census can no longer read and/or write due to some physical defect or illness is still considered literate. Example of this is an aged person who knows how to read and write but can no longer perform these activities due to poor eyesight or hand injury. Persons with disability who can read and write through other means such as the use of Braille are considered literate.

Household Population

Household population comprises of persons who belong to a household.

Civil Registration

Civil Registration is the recording in the appropriate civil registers, vital acts and events that affect the civil status of individuals.

Vital Statistics

Vital Statistics are derived from information obtained at the time when the occurrences of vital events and their characteristics are inscribed in a civil register. Vital acts and events are the births, deaths, fetal deaths, marriages, and all such events that have something to do with an individual's entrance and departure from life together with the changes in civil status that may occur to a person during his lifetime. Recording of these events in the civil register is known as vital or civil registration and the resulting documents are called vital records.

- **Live Birth** - is the complete expulsion or extraction from its mother of a product of conception, irrespective of the duration of pregnancy, which, after such separation, breathes or shows any other evidence of life, such as beating of the heart, pulsation of umbilical cord, or definite movement of the voluntary muscles. Whether or not the umbilical cord has been cut or the placenta is attached; each product of such a birth is considered live born.
- **Usual Residence** - refers to the place where the person habitually or permanently resides.
- **Marriage** - is a special contract of permanent union between a man and a woman entered into in accordance with law for the establishment of conjugal and family life.
- **Death** - refers to the permanent disappearance of all evidence of life at any time after live birth has taken place.
- **Counts on Births** - include babies born in the Philippines whose mother's usual residence is in a foreign country.
- **Counts on Deaths** - include individuals who died in the Philippines whose usual residence is in a foreign country.

Image source – images were copied from www.flaticon.com.

For more details, please visit www.psa.gov.ph.

Approved by:


ESTRELLA R. VARGAS
Chief Statistical Specialist