

SPECIAL RELEASE

WOMEN AND MEN IN THE CITY OF MUNTINLUPA

Date of Release: 29 February 2024
Reference No. SR 2024 - 61

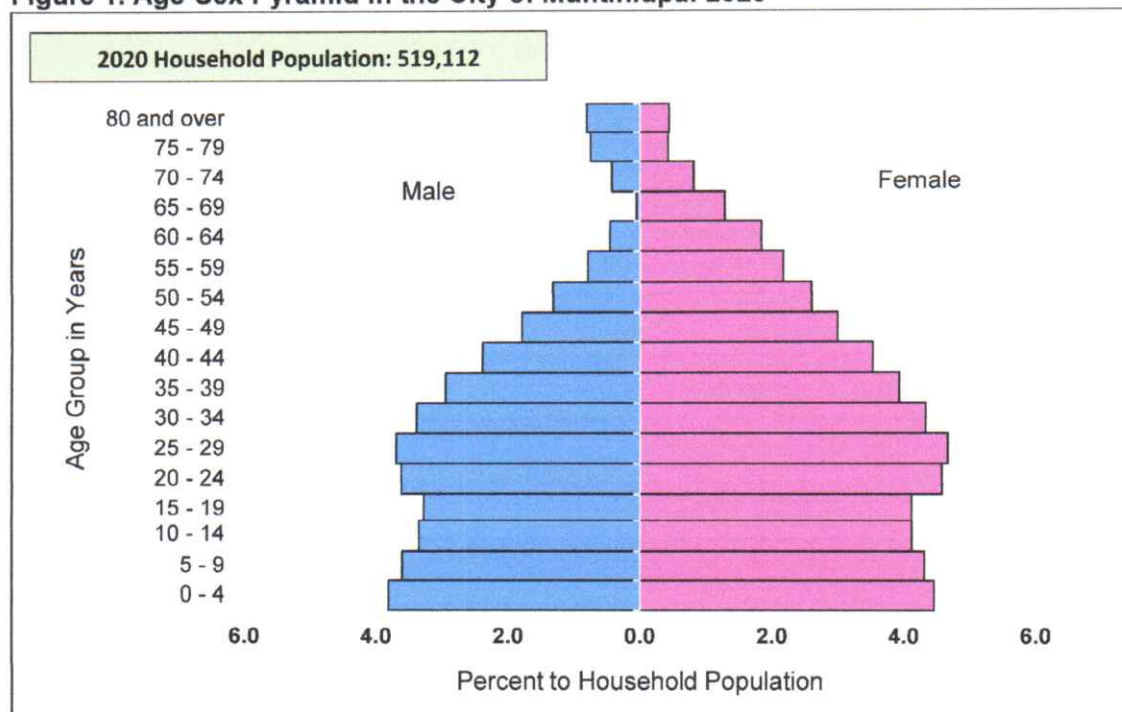
The City of Muntinlupa recorded a total of 519,112 household population in the 2020 Census of Population and Housing (2020 CPH), of which 256,360 (49.4%) were males and 262,752 (50.6%) were females. (See Table 3)

By age group, 0 to 14 years of age registered a total number of 138,318 (26.6%). Boys comprised 51.6 percent or 71,420 while the remaining 48.4 percent or 66,898 were girls.

There were more women (50.8% or 180,405) than men (49.2% or 174,657) in the age group 15-64 years of age.

Women 65 years of age and over outnumbered the men. Women comprised 60 percent or 15,559 of the total 65 years and overpopulation, while men comprised 40 percent or 10,283. (See Figure 1)

Figure 1. Age-Sex Pyramid in the City of Muntinlupa: 2020



Source: Philippine Statistics Authority, 2020 Census of Population and Housing

More females than males attain at most high school levels of education

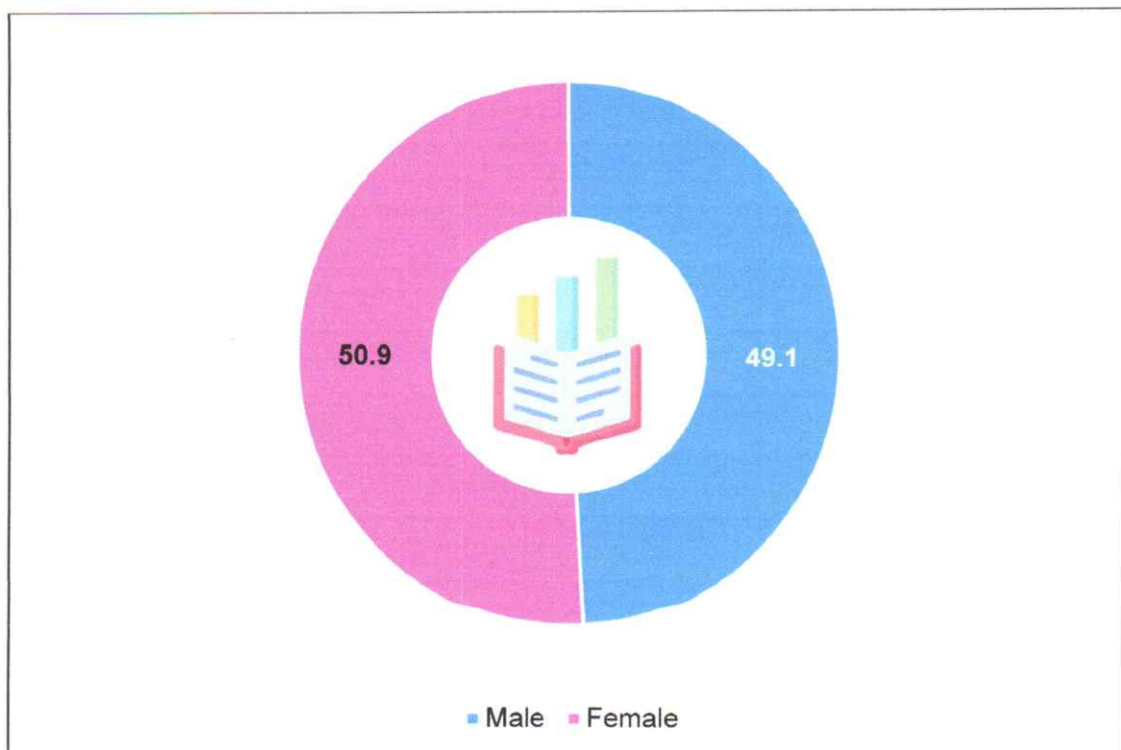
In the 2020 CPH, the highest educational attainment was asked for all persons aged five years and over. The census revealed that in the City of Muntinlupa, 181,010 of the household population five years and over had reached or completed high school or secondary level for both the k-12 and old curriculum (old curriculum high school graduate: 115,900; old curriculum high school undergraduate: 24,531). As such, the 181,010 who had reached or completed high school were composed of 91,964 females and 89,046 males.

Similarly, 51,845 Females and 44,008 males of the household population five years and over in the City of Muntinlupa were college graduates in 2020. (See Table 4)

Literacy rate in City of Muntinlupa is 98.9 percent

Based on the 2020 Census of Population and Housing (2020 CPH), of the 470,988 household population five years old and over in the City of Muntinlupa, 465,102 (98.8%) were literate. Similarly, of the 465,102 literate household population five years old and over in the City of Muntinlupa, 228,292 were male and 236,810 were female. As such, the literacy rate of the city in 2020 was slightly higher among females (50.9) than among males (49.1) by 1.8 percent. (See Figure 2)

Figure 2. Literacy Rate of the Household Population Five Years Old and Over by Sex, City of Muntinlupa: 2020 (In Percent)



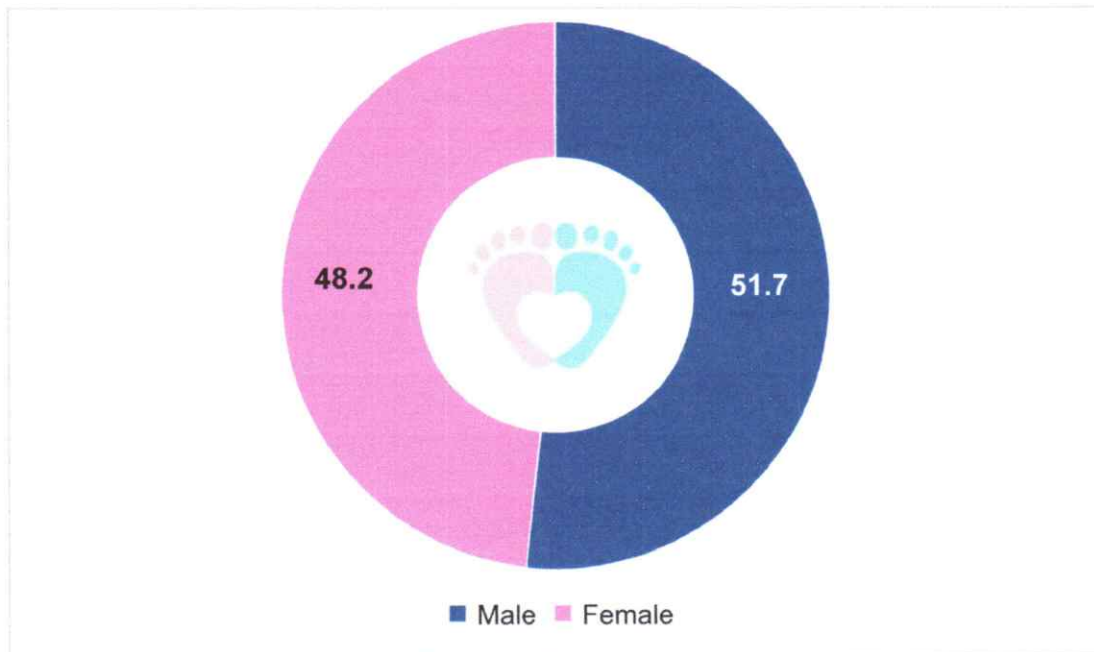
Sources: Philippine Statistics Authority, 2020 Census of Population and Housing

VITAL STATISTICS

More male births than female births were recorded in 2022

Based on the total number of registered live births by usual residence of mother from January to December 2022, more males than females were born in the City of Muntinlupa at 3,038 (51.7%) and 2,838 (48.3%), respectively. This constitutes to a sex ratio at birth of about 107 males per 100 females born in the city for the year 2022. (See Figure 3)

Figure 3. Percentage Distribution of Registered Livebirths by Usual Residence of Mother and Sex of the Child, City of Muntinlupa: 2022



Source: Philippine Statistics Authority, Civil Registration Service, Vital Statistics Division

More male deaths than female deaths recorded

Figure 4 shows the age-sex structure of registered deaths in the City of Muntinlupa during 2022. It shows an inverted pyramid, with fewer deaths at younger ages, except for children under one, and progressively increasing as people grow older. The number of male deaths (1,783 or 56.9% share) was higher than female deaths (1,352 or 43.1% share) in 2022. The proportion of males who died was highest at the age of 60 to 69 years old (419 or 23.5% of male deaths) and for female the age of 60 to 69 years old records the highest number of deaths (234 or 17.3% of female deaths). (See Figure 4 and Table 1)

Figure 4. Number of Registered Deaths by Age Group, Sex, and Place of Usual Residence, City of Muntinlupa: 2022

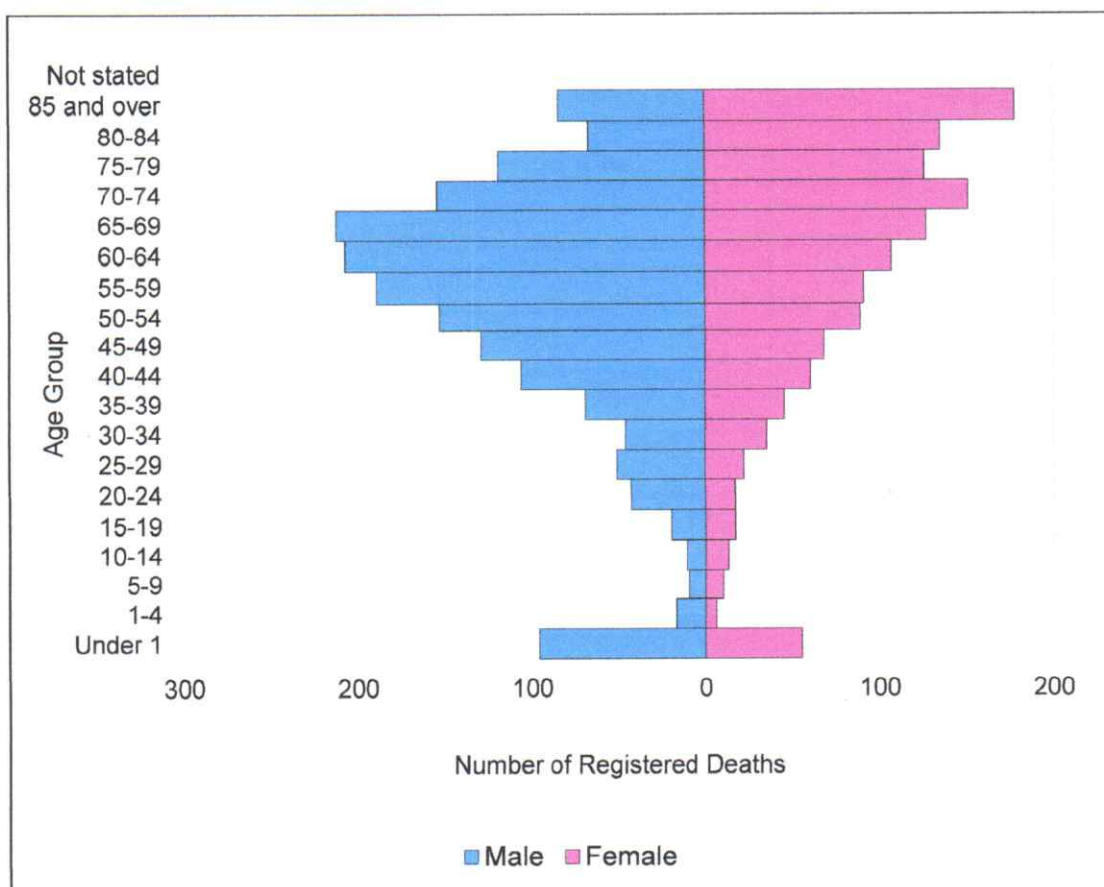


Table 1. Number of Registered Deaths by Age Group, Sex, and Place of Usual Residence, City of Muntinlupa: 2022

Age Group	Both Sexes	Male	Female
Under 1	151	96	55
1-4	23	17	6
5-9	20	10	10
10-14	24	11	13
15-19	37	20	17
20-24	60	43	17
25-29	73	51	22
30-34	81	46	35
35-39	114	69	45
40-44	166	106	60
45-49	197	129	68
50-54	242	153	89
55-59	280	189	91
60-64	314	207	107
65-69	339	212	127
70-74	305	154	151
75-79	245	119	126
80-84	202	67	135
85 and over	262	84	178
Not stated	-	-	-

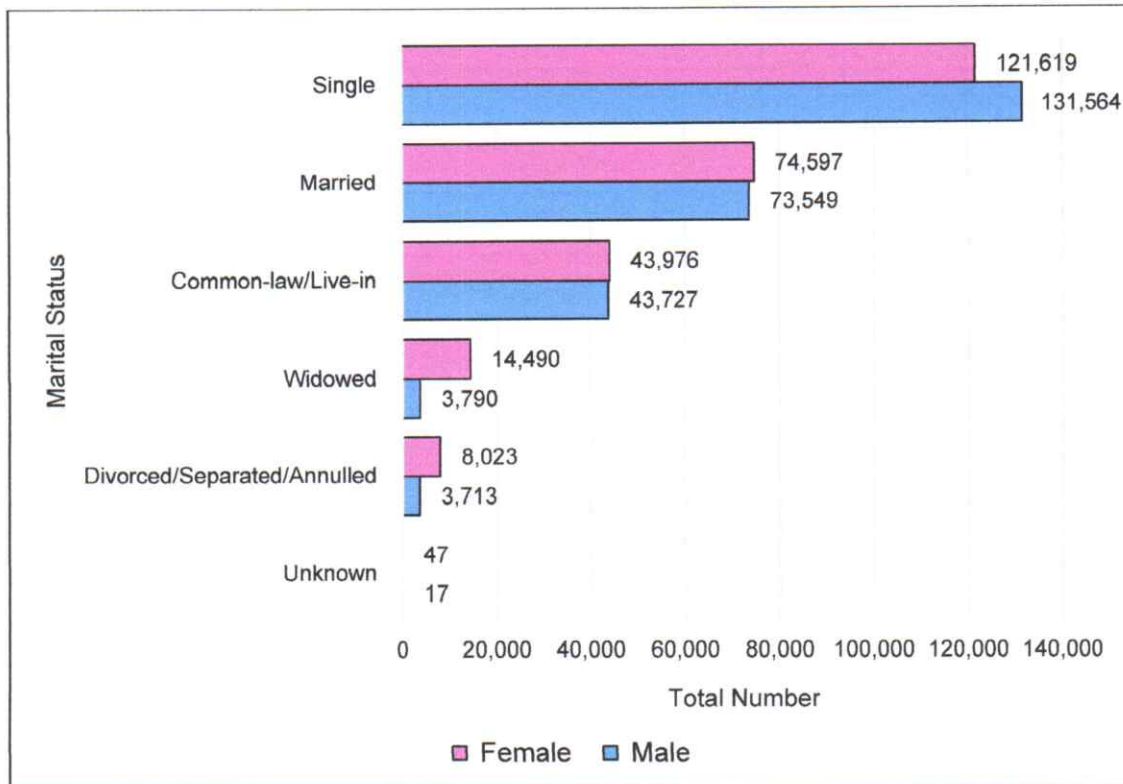
Sources: Philippine Statistics Authority, Civil Registration Service, Vital Statistics Division

Single marital status both for male and female is the highest in 2020

In 2020, 131,564 (25.3) male and 121,619 (23.4%) female were single from the total household population of 519,112 in the City of Muntinlupa. As such, this signifies a sex ratio at marital status of 108 single male per 100 single female. Similarly, a total of 73,549 (14.2%) male and 74,597 (14.4) female from the household population of the city were married during the year.

Among the marital statuses, divorced/ separated/ annulled was recorded as the lowest for both males and females at 0.7 and 1.5 percent, respectively. (See Figure 5)

Figure 5. Household Population by Marital Status and Sex, City of Parañaque: 2020

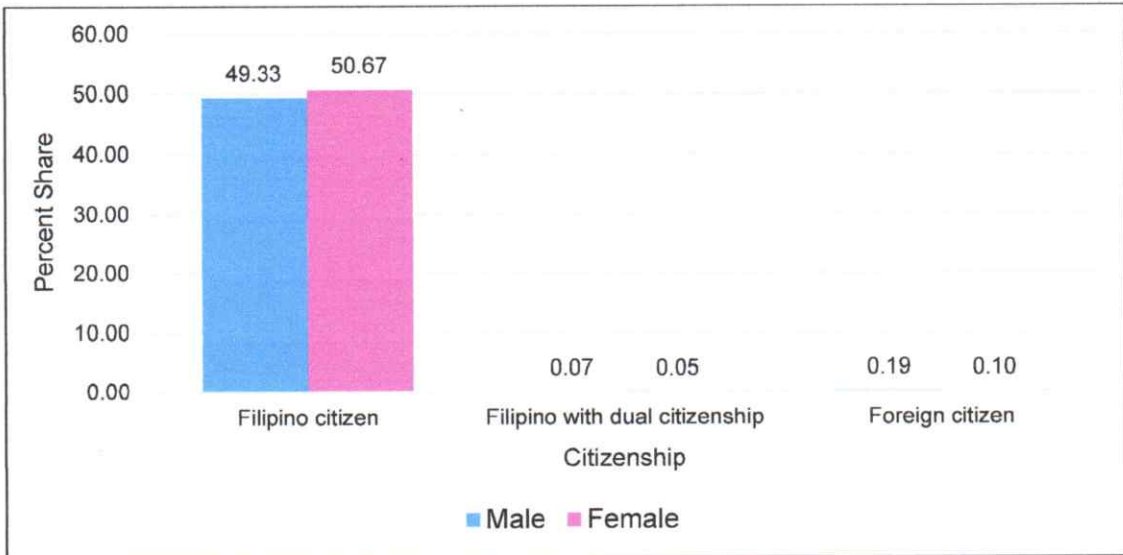


Sources: Philippine Statistics Authority, 2020 Census of Population and Housing

Filipino with dual citizenship reaches 660 in 2020

As of 01 May 2020, there were 660 Filipinos with dual citizenship from the total household population of 519,112 in the City of Muntinlupa. As such, this constitutes 379 (50.07%) male and 281 (49.33%) female from the 660 Filipinos with dual citizenship in the city. (See Figure 6)

Figure 6. Percent Share of Household Population by Citizenship and Sex, City of Muntinlupa: 2020



Sources: Philippine Statistics Authority, 2020 Census of Population and Housing

Number of persons with registered births reaches 514,276

In terms of the birth registration status of the household population, there were 254,035 (48.4%) male and 260,241 (50.6%) female, or a total of 514,276 persons with registered births in the City of Muntinlupa in 2020. As such, there were 102 females per 100 males for the sex ratio at registered births.

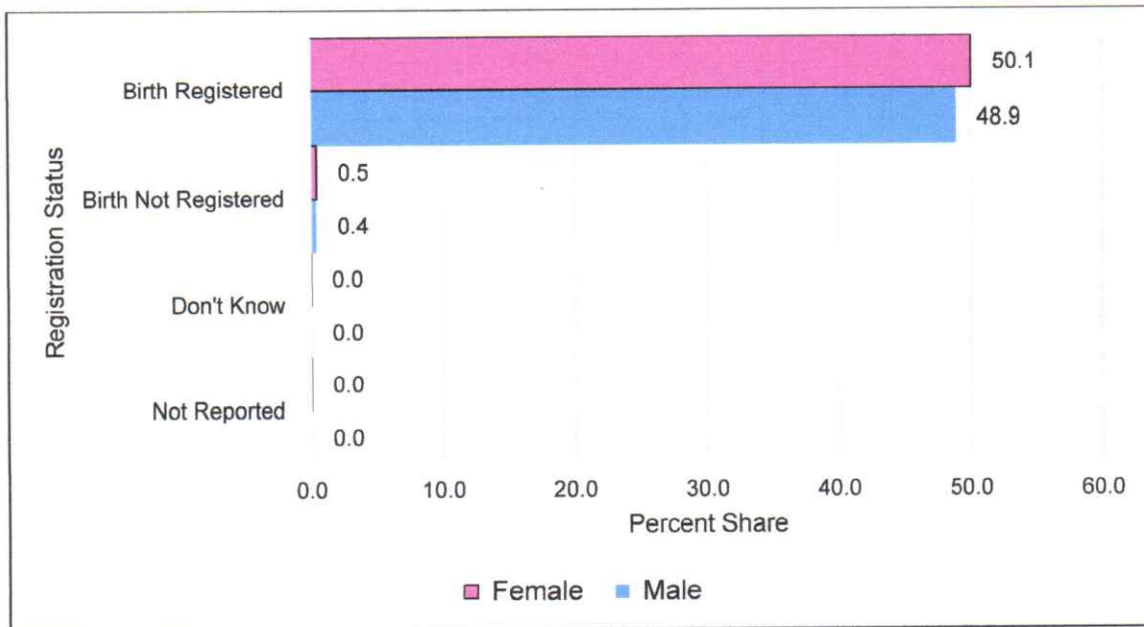
Meanwhile, births not registered for both sexes of the household population reached 4,590 composed of 2,355 (0.4%) males and 2,510 (0.5%) females. (See Table 2 and Figure 7)

Table 2. Birth Registration Status of the Household Population by Sex, City of Muntinlupa: 2020

Birth Registration Status	Both Sexes	Male	Female
Births Registered	514,276	254,035	260,241
Births Not Registered	4,590	2,355	2,510
Don't Know	217	92	125
Not Reported	29	19	10

Sources: Philippine Statistics Authority, 2020 Census of Population and Housing

Figure 7. Percentage Distribution of the Household Population by Birth Registration Status and Sex, City of Muntinlupa: 2020



Sources: Philippine Statistics Authority, 2020 Census of Population and Housing

Table 3. Household Population by Age Group and Sex, City of Muntinlupa: 2020

Age Group	Both Sexes	Male	Female
0 - 4	48,124	24,974	23,150
5 - 9	46,271	23,902	22,369
10 - 14	43,923	22,544	21,379
15 - 19	43,559	22,185	21,374
20 - 24	47,723	23,967	23,756
25 - 29	48,596	24,387	24,209
30 - 34	45,215	22,739	22,476
35 - 39	40,881	20,490	20,391
40 - 44	35,894	17,580	18,314
45 - 49	30,066	14,507	15,559
50 - 54	25,501	12,010	13,491
55 - 59	20,545	9,265	11,280
60 - 64	17,082	7,527	9,555
65 - 69	11,606	4,924	6,682
70 - 74	7,223	2,981	4,242
75 - 79	3,544	1,337	2,207
80 and over	3,359	1,041	2,318

Sources: Philippine Statistics Authority, 2020 Census of Population and Housing

Table 4. Household Population Five Years Old and Over by Highest Educational Attainment and Sex, City of Muntinlupa: 2020

Highest Grade Completed	Both Sexes	Male	Female
No Grade Completed	6,724	3,479	3,245
Preschool	6	3	3
Kindergarten	9,969	5,177	4,792
Grade 1 (K to 12)	10,293	5,392	4,901
Grade 2 (K to 12)	9,941	5,247	4,694
Grade 3 (K to 12)	9,181	4,763	4,418
Grade 4 (K to 12)	8,574	4,410	4,164
Grade 5 (K to 12)	9,569	4,873	4,696
Grade 6 (K to 12)	9,955	5,162	4,793
Grade 7 (K to 12)	10,057	5,213	4,844
Grade 8 (K to 12)	9,767	5,101	4,666
Grade 9 (K to 12)	9,363	4,870	4,493
Grade 10 (K to 12)	11,392	5,814	5,578
Grade 11 (K to 12)	7,391	3,678	3,713
Grade 12 (K to 12)	8,930	4,454	4,476
Grade 1 (Old Curriculum)	723	400	323
Grade 2 (Old Curriculum)	1,263	682	581
Grade 3 (Old Curriculum)	2,202	1,226	976
Grade 4 (Old Curriculum)	2,197	1,136	1,061
Grade 5 (Old Curriculum)	3,098	1,624	1,474
Grade 6 (Old Curriculum)	50	21	29
Grade 6 Graduate (Old Curriculum)	21,698	10,276	11,422
Grade 7 Graduate (Old Curriculum)	22	13	9
1st year High School (Old Curriculum)	4,428	2,238	2,190
2nd year High School (Old Curriculum)	10,635	5,276	5,359
3rd year High School (Old Curriculum)	9,424	4,663	4,761

4th year High School (Old Curriculum)	44	22	22
High School Graduate (Old Curriculum)	115,900	55,849	60,051
Inclusive/Special Needs Education Programs - Elementary	218	129	89
Inclusive/Special Needs Education Programs -High School	126	77	49
Continuing/Second-Chance Education Program - Elementary	18	12	6
Continuing/Second-Chance Education Program - High School	148	79	69
Post-Secondary Undergraduate	144	68	76
Post-Secondary Non-tertiary Graduate	4,255	2,640	1,615
1st Year College	16,193	7,650	8,543
2ndYear College	24,230	11,719	12,511
3rd Year College	14,256	7,362	6,894
4thYear College	2,350	1,134	1,216
5thYear College	156	94	62
6thYear College	43	17	26
Bachelor's Degree Graduate	95,853	44,008	51,845
Master's Degree Undergraduate	140	72	68
Master's Degree Graduate	1,825	868	957
Doctorate Degree Undergraduate	50	22	28
Doctorate Degree Graduate	749	335	414
Not Reported	609	416	193

Sources: Philippine Statistics Authority, 2020 Census of Population and Housing

TECHNICAL NOTES

Household

A household is a social unit consisting of a person living alone or a group of persons who sleep in the same housing unit and have a common arrangement in the preparation and consumption of food.

In most cases, a household consists of persons who are related by kinship ties, such as parents and their children. In other instances, however, several generations of familial ties are represented in one household while, still in other cases, even more distant relatives are included as members of the households.

Some household members may have no relationship to the head of the household, for example, household helpers, boarders, and relatives. They are considered as members of the household provided that they sleep in the same housing unit and have a common arrangement for the preparation and consumption of food with the household and that they do not go home to their family at least once a week.

A group of unrelated individuals, as in the case of a group of students or workers who decide to rent a place and make common arrangements for the preparation and consumption of their food, constitutes one household.

Usually, a household is an entire group of persons who customarily live in the same housing unit. However, there are cases when two or more distinct family groups or groups of unrelated persons maintain separate food arrangements even though they share one housing unit. Each of these two or more distinct groups constitutes a household.

A person who shares a housing unit with a household but separately cooks his/her meals or consumes his/her food elsewhere is not considered a member of that household. This person should be listed as a separate (one-member) household.

Sex

Sex is the biological and physiological reality of being a male or female.

Simple literacy

Simple literacy is the ability of a person to read and write a simple message. As such, a person is said to be literate if he/she can both read and write a simple message in any language or dialect. A person who cannot read and write a simple message, such as "I CAN READ" is considered illiterate. Moreover, a person is still considered illiterate if he/she is capable of reading and writing only his/her own name or numbers. Similarly, a person is illiterate if he/she can read but not write or he/she can write but not read.

A person who knows how to read and write but at the time of the census can no longer read and/or write due to some physical defect or illness is still considered literate. Example of this is an aged person who knows how to read and write but can no longer perform these activities due to poor eyesight or hand injury. Persons with disability who can read and write through other means such as the use of Braille are considered literate.

Household Population

Household population comprises of persons who belong to a household.

Civil Registration

Civil Registration is the recording in the appropriate civil registers, vital acts and events that affect the civil status of individuals.

Vital Statistics

Vital Statistics are derived from information obtained at the time when the occurrences of vital events and their characteristics are inscribed in a civil register. Vital acts and events are the births, deaths, fetal deaths, marriages, and all such events that have something to do with an individual's entrance and departure from life together with the changes in civil status that may occur to a person during his lifetime. Recording of these events in the civil register is known as vital or civil registration and the resulting documents are called vital records.

- **Live Birth** - is the complete expulsion or extraction from its mother of a product of conception, irrespective of the duration of pregnancy, which, after such separation, breathes or shows any other evidence of life, such as beating of the heart, pulsation of umbilical cord, or definite movement of the voluntary muscles. Whether or not the umbilical cord has been cut or the placenta is attached; each product of such a birth is considered live born.
- **Usual Residence** - refers to the place where the person habitually or permanently resides.
- **Marriage** - is a special contract of permanent union between a man and a woman entered into in accordance with law for the establishment of conjugal and family life.
- **Death** - refers to the permanent disappearance of all evidence of life at any time after live birth has taken place.
- **Counts on Births** - include babies born in the Philippines whose mother's usual residence is in a foreign country.
- **Counts on Deaths** - include individuals who died in the Philippines whose usual residence is in a foreign country.

Image source – images were copied from www.flaticon.com.

For more details, please visit www.psa.gov.ph.

Approved by:



ESTRELLA R. VARGAS
Chief Statistical Specialist