



Republic of the Philippines

Philippine Statistics Authority

NCR Provincial Statistical Office II – Quezon City and City of Marikina

SPECIAL RELEASE

BIRTH STATISTICS IN QUEZON CITY: 2021

(Philippine Statistics Authority, Civil Registration Service, Vital Statistics Division)

Date of Release: June 29, 2023

Reference No.: 2023-SR-017 (PSOII)

Civil Registration is a continuous, permanent and compulsory recording of vital events occurring in the life of an individual such as birth, marriage and death as well as court decrees, and legal instruments affecting the civil status of an individual in appropriate registers as mandated by Act No. 3753, the Civil Registry Code.

This special release presents data on birth statistics which occurred in year 2021. Statistics were based on the births registered in Quezon City. The data on the number of births presented in this regular annual release were obtained from the vital events registered either timely or belatedly, at the City Civil Registry Office of Quezon City.

Live Birth

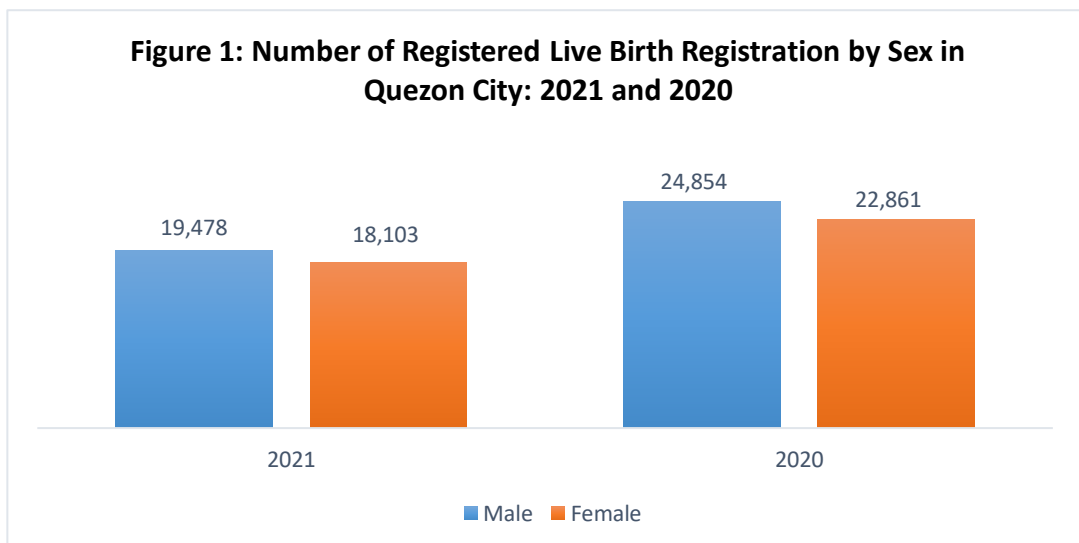
Quezon City Live Birth Decreases by 21.2 percent

There were 37,581 live births registered in Quezon City for the year 2021, recording a decrease of 21.2 percent from the 47,715 live births posted for the year of 2020. Of the total registered live births 19,478 or 51.8 percent were males and 18,103 or 48.2 percent were female.

Table 1. Registered Live Births by Sex in Quezon City: 2021 and 2020

Sex	2021	2020
Total	37,581	47,715
Male	19,478	24,854
Female	18,103	22,861
Not Stated	-	-

Source: Philippine Statistics Authority, Civil Registration Service, Vital Statistics Division



Source: Philippine Statistics Authority, Civil Registration Service, Vital Statistics Division

Out of 37,581 total registered live births, 35,426 or 94.3 percent were timely and 2,155 or 5.7 percent were registered late.

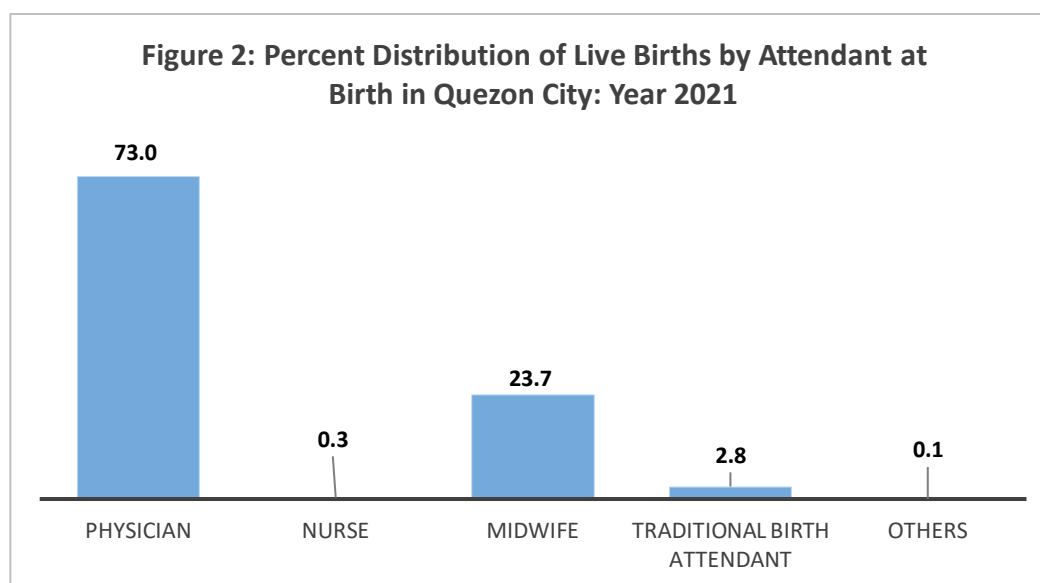
Table 2. Registered Live Births by Registration Status in Quezon City: 2021 and 2020

Year	Registration Status			
	Total	Timely	Late	Not Stated
2021	37,581	35,426	2,155	-
2020	47,715	36,257	11,458	-

Source: Philippine Statistics Authority, Civil Registration Service, Vital Statistics Division

Most Live Births are attended by Health Professionals

In Quezon City, 97.1 percent of registered birth deliveries were attended by health professionals (physicians, nurses, and midwives). This is significantly higher than the 71.0 percent medically attended babies in the year 2020. (Table 3)



Source: Philippine Statistics Authority, Civil Registration Service, Vital Statistics Division

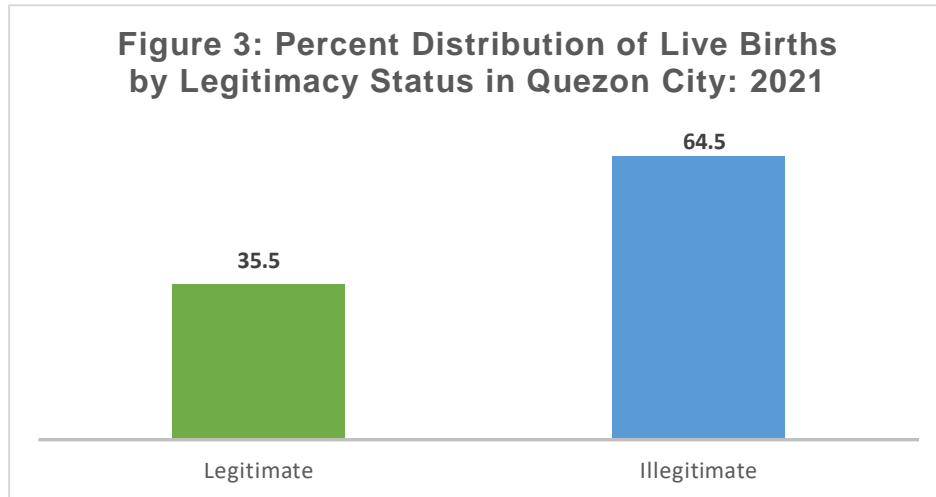
Note: Details may not add up to total due to rounding

Among the registered live births, 36,184 or 96.3 percent were born at the health facilities while 1,392 or 3.7 percent were at home. (Table 4)

On the average, there were about 103 babies born daily or about four (4) babies born per hour in the said period.

64.5 Percent of Live Births are from Unwed Mothers

In 2021, there were 24,252 or 64.5 percent of the total registered live births who were born out of wedlock while 13,329 registered births or 35.5 percent were legitimate. (Table 5)

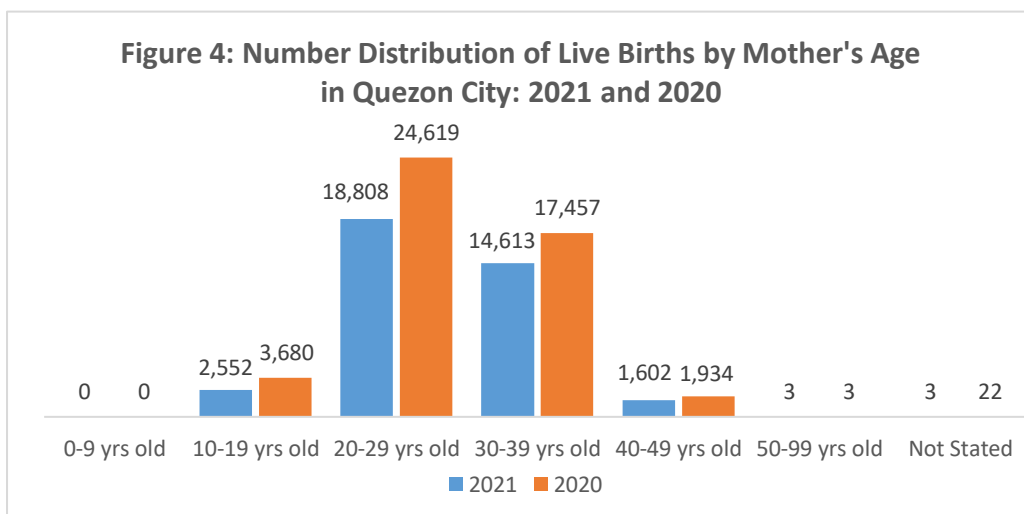


Source: Philippine Statistics Authority, Civil Registration Service, Vital Statistics Division

Live Birth from Teen Child-bearers in Quezon City Decreases

In 2021, there were 2,552 live births or 6.8 percent of the total registered live births who were born by a mother at the age of nineteen (19) years old and below. This was slightly lower than the percentage of the previous year with 3,680 live births or 7.7 percent.

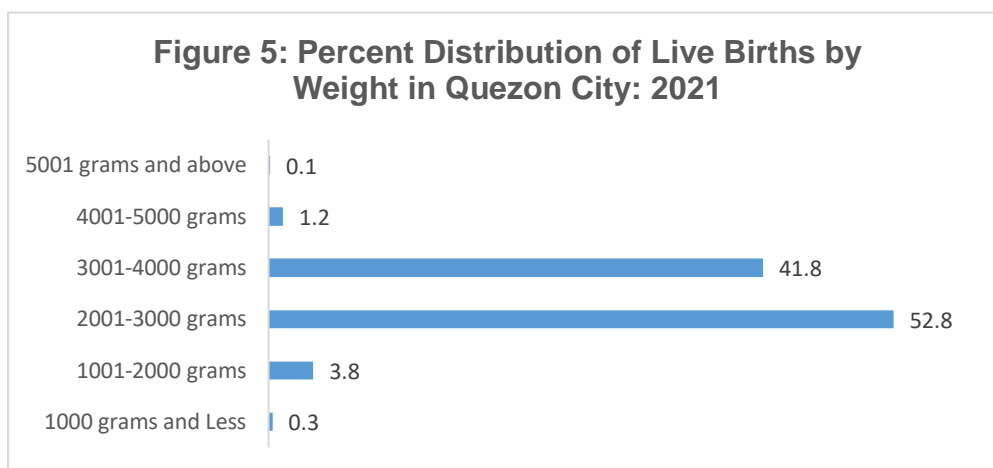
The highest percentage of Live Births was delivered by a mother at the age group 20 to 29 with 18,808 or 50.0 percent of the total registered live births. This was lower than 2020 record of 24,619 or 51.6 percent which was delivered by a mother with the same age group. (Table 6)



Source: Philippine Statistics Authority, Civil Registration Service, Vital Statistics Division

Majority of Live Births weighs 2001 to 3000 grams

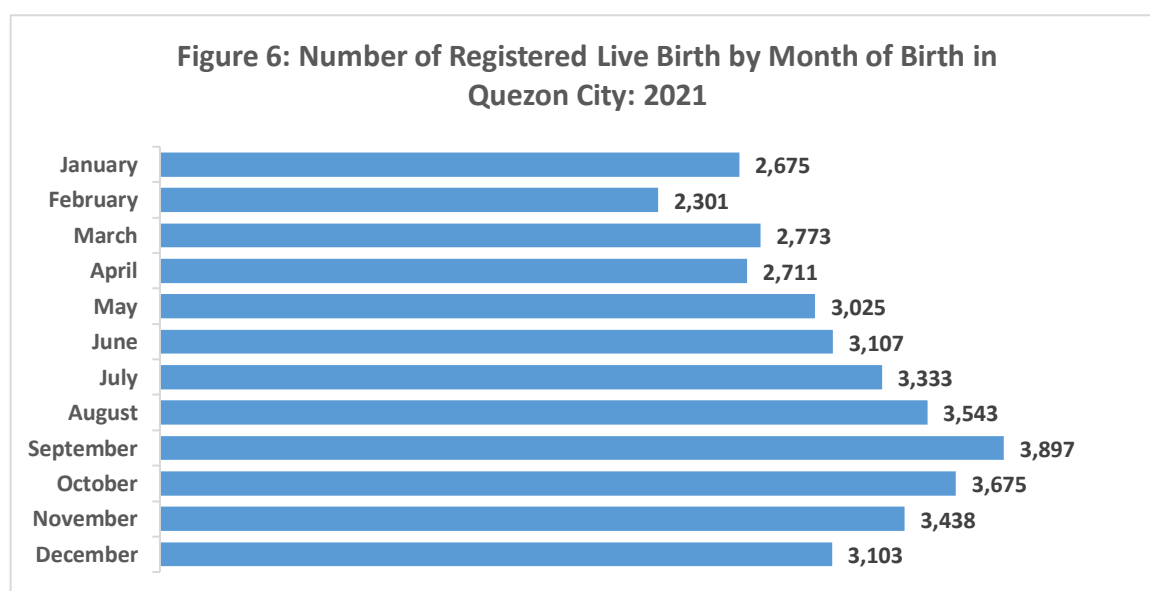
Out of 37,581 total registered live births, 19,843 or 52.8 percent weighs 2001 to 3000 grams at the time of birth. This was followed by births that weighs 3001 to 4000 grams with 15,698 or 41.8 percent of the total registered live births. (Table 7)



Source: Philippine Statistics Authority, Civil Registration Service, Vital Statistics Division

Highest registration of Live Birth arises in September

In 2021, the month September posted the highest total registered live births with 3,897 live births or 10.4 percent, followed by the month of October with 3,675 live births or 9.8 percent of the total registered live births. (Table 8)



Source: Philippine Statistics Authority, Civil Registration Service, Vital Statistics Division


APOLINAR F. OBLEA
Chief Statistical Specialist

EXPLANATORY NOTES

Introduction

Vital statistics are derived from information obtained at the time when the occurrences of vital events and their characteristics are inscribed in a civil register.

Vital acts and events are the births, deaths, fetal deaths, marriages, and all such events that have something to do with an individual's entrance and departure from life together with the changes in civil status that may occur to a person during his lifetime. Recording of these events in the civil register is known as vital or civil registration and the resulting documents are called vital records.

Definition of terms and concepts

Significant terminology and descriptions in the foregoing highlights and tables are defined below. Included are some items found in the certificates and summary measure used in describing the facts of events.

Live Birth is a complete expulsion or extraction from its mother of a product of conception, irrespective of the duration of the pregnancy, which after such separation, breathes or shows any other evidence of life, such as beating of the heart, pulsation of the umbilical cord, or definite movement of voluntary muscles, whether or not the umbilical cord has been cut or the placenta is attached; each product of such a birth is considered liveborn.

Daily Average refers to the arithmetic mean of birth occurrences per day.

Place of Occurrence refers to the place where the vital event took place.

Content and Coverage of Publication

This report contains statistical tables and the highlights covering one of the vital events - births.

Table 3. Registered Live Birth by Attendant at Birth in Quezon City: 2021 and 2020

Year	Attendant at Birth						Not Stated
	Total	Physician	Nurse	Midwife	Hilot/Unlicensed Midwife	Others	
2021	37,581	27,449	117	8,925	1,059	31	-
2020	47,715	32,608	1,073	179	13,796	59	-

Source: Philippine Statistics Authority, Civil Registration Service, Vital Statistics Division

Table 4. Registered Live Births by Place Type in Quezon City: 2021 and 2020

Year	Place Type				
	Total	Hospital	Home	Others	Not Stated
2021	37,581	36,184	1,392	5	-
2020	47,715	46,321	1,391	3	-

Source: Philippine Statistics Authority, Civil Registration Service, Vital Statistics Division

Table 5. Registered Live Births by Legitimacy Status in Quezon City: 2021

Total	Legitimate	Illegitimate	Not Stated
37,581	13,329	24,252	-

Source: Philippine Statistics Authority, Civil Registration Service, Vital Statistics Division

Table 6: Number of Registered Births by Mother's Age Group in Quezon City: 2021 and 2020

Mother's Age Group	2021	2020
	Number of Birth	Number of Birth
0-9 yrs old	-	-
10-19 yrs old	2,552	3,680
20-29 yrs old	18,808	24,619
30-39 yrs old	14,613	17,457
40-49 yrs old	1,602	1,934
50-59 yrs old	3	3
60-69 yrs old	-	-
70-79 yrs old	-	-
80-89 yrs old	-	-
90-99 yrs old	-	-
Not Stated	3	22
Total	37,581	47,715

Source: Philippine Statistics Authority, Civil Registration Service, Vital Statistics Division

Table 7. Registered Live Births by Weight in Quezon City: 2021

	Number of Birth	Percent Share
1000 grams and Less	122	0.3
1001-2000 grams	1,415	3.8
2001-3000 grams	19,843	52.8
3001-4000 grams	15,698	41.8
4001-5000 grams	459	1.2
5001 grams and above	44	0.1
Total	37,581	100.0

Source: Philippine Statistics Authority, Civil Registration Service, Vital Statistics Division

Table 8. Registered Live Births by Birth Month in Quezon City: 2021

	Number of Birth	Percent Share
January	2,675	7.1
February	2,301	6.1
March	2,773	7.4
April	2,711	7.2
May	3,025	8.0
June	3,107	8.3
July	3,333	8.9
August	3,543	9.4
September	3,897	10.4
October	3,675	9.8
November	3,438	9.1
December	3,103	8.3
Total	37,581	100.0

Source: Philippine Statistics Authority, Civil Registration Service, Vital Statistics Division