



SPECIAL RELEASE

BIRTH STATISTICS IN THE CITY OF MARIKINA: 2021

(Philippine Statistics Authority, Civil Registration Service, Vital Statistics Division)

Date of Release: June 29 2023

Reference No.: 2023-SR-016 (PSO II)

Civil Registration is a continuous, permanent and compulsory recording of vital events occurring in the life of an individual such as birth, marriage and death as well as court decrees, and legal instruments affecting the civil status of

This special release presents data on birth statistics which occurred in year 2021. Statistics were based on the births registered in the City of Marikina. The data on the number of births presented in this regular annual release were obtained from the vital events registered either timely or belatedly, at the City Civil Registry Office of the City of Marikina.

Live Birth

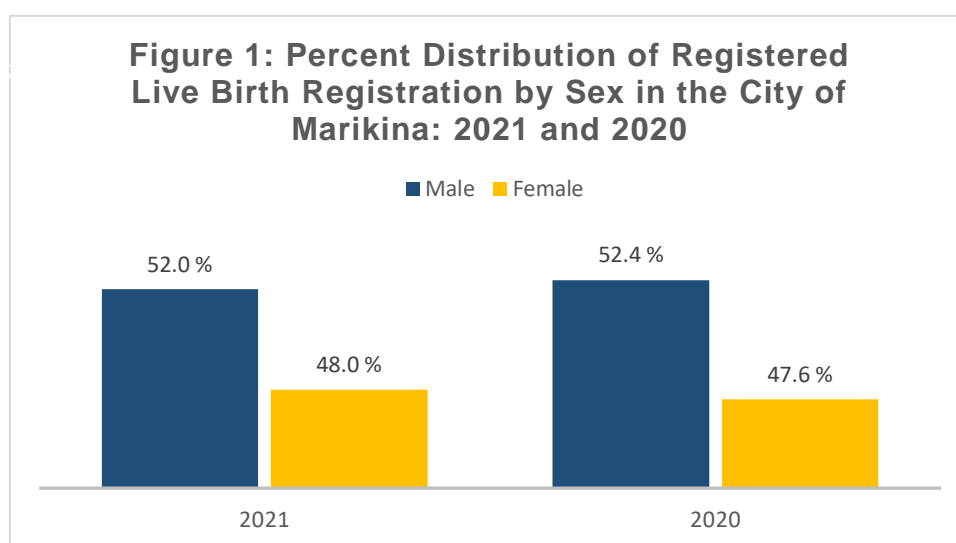
City of Marikina Live Birth Decreases by 27.3 percent

There were 7,155 live births registered in the City of Marikina for the year 2021, recording a decrease of 27.3 percent from the 9,846 live births posted for the year of 2020. Of the total registered live births 3,723 or 52.0 percent were males and 3,432 or 48.0 percent were females.

Table 1. Registered Live Births by Sex in the City of Marikina: 2021 and 2020

Sex	2021	2020
Total	7,155	9,846
Male	3,723	5,160
Female	3,432	4,686
Not Stated	-	-

Source: Philippine Statistics Authority, Civil Registration Service, Vital Statistics Division



Source: Philippine Statistics Authority, Civil Registration Service, Vital Statistics Division

Out of 7,155 total registered live births, 6,988 or 97.7 percent were timely and 167 or 2.3 percent were registered late.

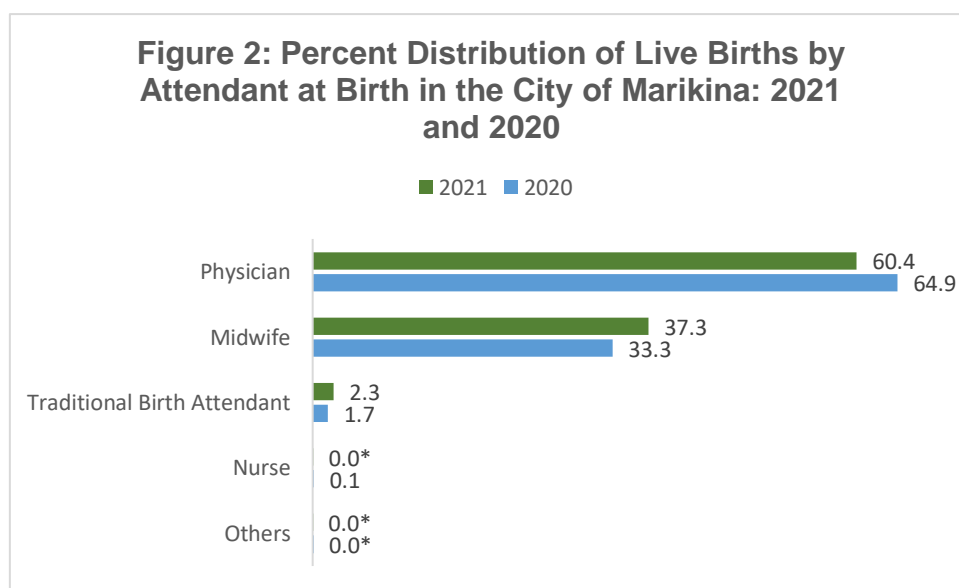
Table 2. Registered Live Births by Registration Status in the City of Marikina: 2021 and 2020

Year	Registration Status			
	Total	Timely	Late	Not Stated
2021	7,155	6,988	167	-
2020	9,846	9,506	340	-

Source: Philippine Statistics Authority, Civil Registration Service, Vital Statistics Division

Almost All Live Births are attended by Health Professionals

In the City of Marikina, 97.7 percent of registered birth deliveries were attended by health professionals (physicians, nurses, and midwives). This figure decreases from the recorded medically attended babies in the year 2020 with 9,506 or 98.3 percent of the total registered live births. (Table 3)

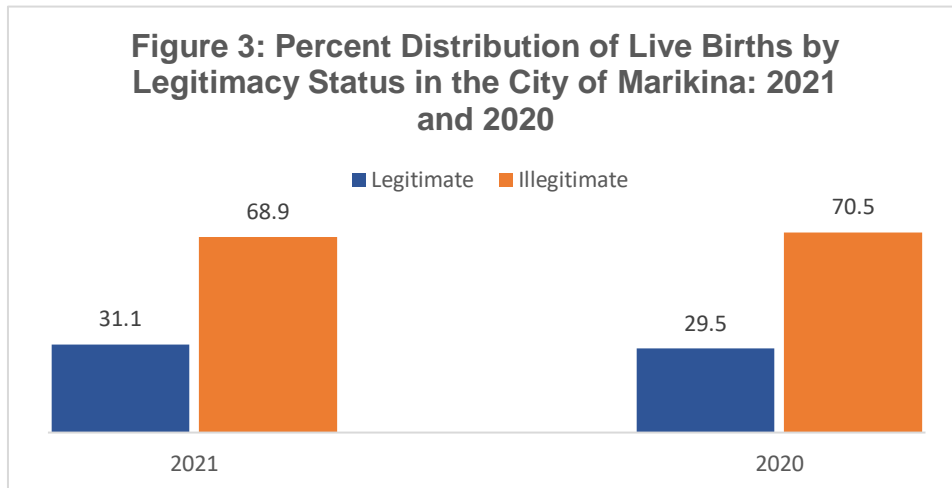


Source: Philippine Statistics Authority, Civil Registration Service, Vital Statistics Division
 Note: * values less than 0.05

Among the registered live births, 6,938 or 97.0 percent were born at the hospital and 216 or 3.0 percent were at home. (Table 4)

Two out of Three Live Births are from Unwed Mothers

There were 4,931 or 68.9 percent of the total registered live births in the year of 2021 who were born out of wedlock. This was lower than 6,938 or 70.5 percent from the previous year. Of the total registered live births from year 2021, 2,224 or 31.1 percent are legitimate. This was lower than 2,908 or 29.5 percent of the total registered live births from the previous year. (Table 5)

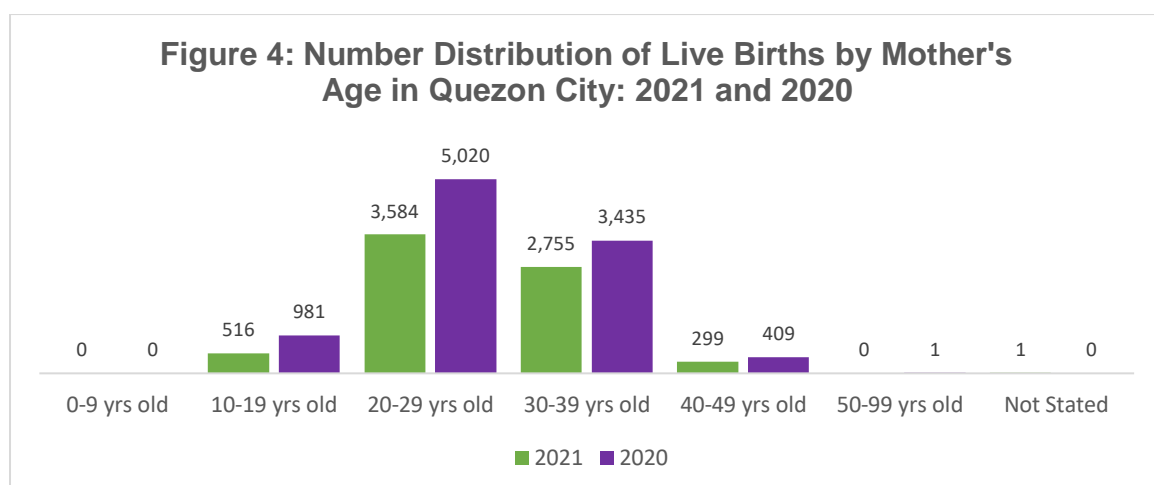


Source: Philippine Statistics Authority, Civil Registration Service, Vital Statistics Division

Live Birth from Teen Child-bearers in the City of Marikina Decreases

In 2021, there were 516 live births or 7.2 percent of the total registered live births who were born by a mother at the age of nineteen (19) years old and below. This was lower than the percentage of the previous year with 981 or 10.0 percent.

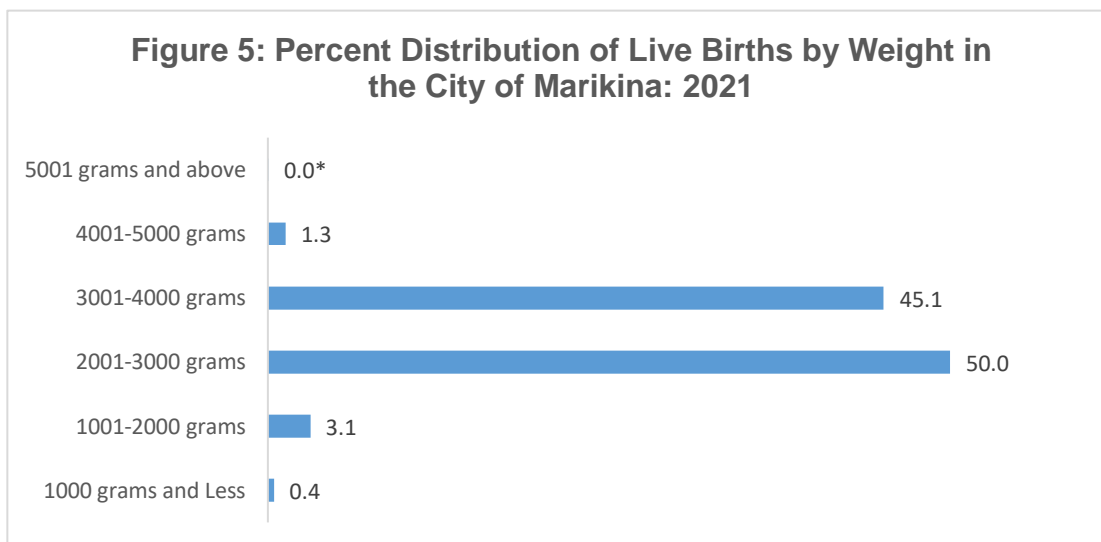
The highest percentage of Live Births was delivered by a mother at the age group 20 to 29 with 3,584 or 50.1 percent of the total registered live births. This was slightly lower than 2020 record of 5,020 or 51.0 percent which was delivered by a mother with the same age group. (Table 6)



Source: Philippine Statistics Authority, Civil Registration Service, Vital Statistics Division

Fifty Percent of Live Births weighs 2001 to 3000 grams

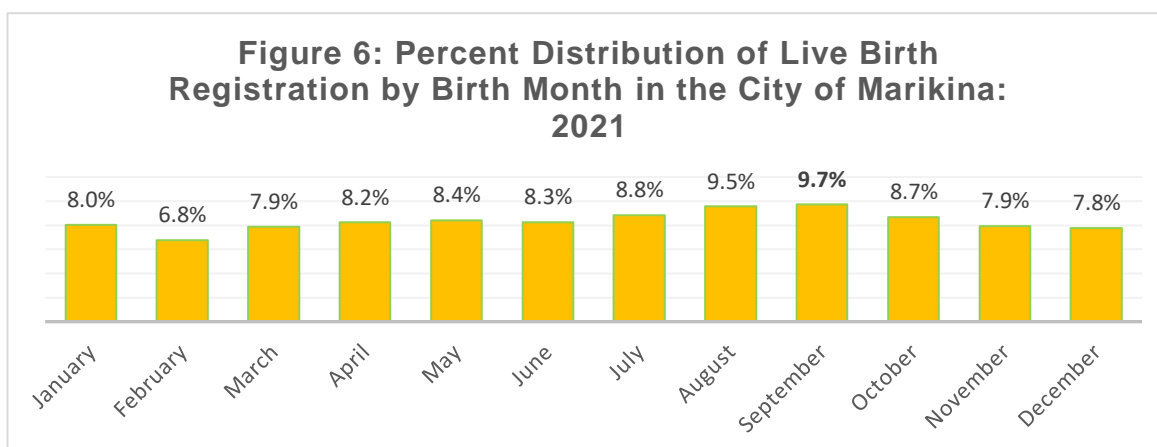
Out of 7,155 total registered live births, 3,577 or 50.0 percent weighs 2001 to 3000 grams live births. Followed by 3001 to 4000 grams with 3,229 live births or 45.1 percent of the total registered live births. (Table 7)



Source: Philippine Statistics Authority, Civil Registration Service, Vital Statistics Division
 Note: * values less than 0.05

Month of September take the Lead

In 2021, the month September got the highest total registered live births with 696 live births or 9.7 percent, followed by the month of August with 683 live births or 9.5 percent of the total registered live births. (Table 8)



Source: Philippine Statistics Authority, Civil Registration Service, Vital Statistics Division


APOLINAR N. OBLEA
 Chief Statistical Specialist

EXPLANATORY NOTES

Introduction

Vital statistics are derived from information obtained at the time when the occurrences of vital events and their characteristics are inscribed in a civil register.

Vital acts and events are the births, deaths, fetal deaths, marriages, and all such events that have something to do with an individual's entrance and departure from life together with the changes in civil status that may occur to a person during his lifetime. Recording of these events in the civil register is known as vital or civil registration and the resulting documents are called vital records.

Definition of terms and concepts

Significant terminology and descriptions in the foregoing highlights and tables are defined below. Included are some items found in the certificates and summary measure used in describing the facts of events.

Live Birth is a complete expulsion or extraction from its mother of a product of conception, irrespective of the duration of the pregnancy, which after such separation, breathes or shows any other evidence of life, such as beating of the heart, pulsation of the umbilical cord, or definite movement of voluntary muscles, whether or not the umbilical cord has been cut or the placenta is attached; each product of such a birth is considered liveborn.

Daily Average refers to the arithmetic mean of birth occurrences per day.

Place of Occurrence refers to the place where the vital event took place.

Content and Coverage of Publication

This report contains statistical tables and the highlights covering one of the vital events - births.

Table 2. Registered Live Births by Registration Status in the City of Marikina: 2021 and 2020

Year	Registration Status			
	Total	Timely	Late	Not Stated
2021	7,155	6,988	167	-
2020	9,846	9,506	340	-

Source: Philippine Statistics Authority, Civil Registration Service, Vital Statistics Division

Table 3. Registered Live Birth by Attendant at Birth in the City of Marikina: 2021 and 2020

Quarter/ Year	Attendant at Birth						
	Total	Physician	Nurse	Midwife	Hilot/Unlicensed Midwife	Others	Not Stated
2021	7,155	4,319	3	2,666	165	2	-
2020	9,846	6,391	7	3,276	170	2	-

Source: Philippine Statistics Authority, Civil Registration Service, Vital Statistics Division

Table 4. Registered Live Births by Place Type in the City of Marikina: 2021 and 2020

Quarter/ Year	Place Type				
	Total	Hospital	Home	Others	Not Stated
2021	7,155	6,938	216	1	-
2020	9,846	9,633	211	2	-

Source: Philippine Statistics Authority, Civil Registration Service, Vital Statistics Division

Table 5. Registered Live Births by Legitimacy Status in the City of Marikina: 2021 and 2020

2021				2020			
Total	Legitimate	Illegitimate	Not Stated	Total	Legitimate	Illegitimate	Not Stated
7,155	2,224	4,931	-	9,846	2,908	6,938	-

Source: Philippine Statistics Authority, Civil Registration Service, Vital Statistics Division

Table 6. Number of Registered Live Births by Mother's Age Group in the City of Marikina: 2021 and 2020

Mother's Age Group	2021	2020
	Number of Birth	Number of Birth
0-9 yrs old	-	-
10-19 yrs old	516	981
20-29 yrs old	3,584	5,020
30-39 yrs old	2,755	3,435
40-49 yrs old	299	409
50-59 yrs old	-	1
60-69 yrs old	-	-
70-79 yrs old	-	-
80-89 yrs old	-	-
90-99 yrs old	-	-
Not Stated	1	-
Total	7,155	9,846

Source: Philippine Statistics Authority, Civil Registration Service, Vital Statistics Division

Table 7. Registered Live Births by Weight in the City of Marikina: 2021

	Number of Birth	Percent Share
1000 grams and Less	32	0.4
1001-2000 grams	223	3.1
2001-3000 grams	3,577	50.0
3001-4000 grams	3,229	45.1
4001-5000 grams	92	1.3
5001 grams and above	2	0.0
Total	7,155	100.0

Source: Philippine Statistics Authority, Civil Registration Service, Vital Statistics Division

Table 8. Registered Live Births by Month of Birth in the City of Marikina: 2021

	Number of Birth	Percent Share
January	573	8.0
February	483	6.8
March	562	7.9
April	589	8.2
May	602	8.4
June	591	8.3
July	632	8.8
August	683	9.5
September	696	9.7
October	622	8.7
November	566	7.9
December	556	7.8
Total	7,155	100.0

Source: Philippine Statistics Authority, Civil Registration Service, Vital Statistics Division