



SPECIAL RELEASE

BIRTH STATISTICS OF QUEZON CITY: Year of 2019

(Philippine Statistics Authority, Civil Registration Service, Vital Statistics Division)

Date of Release: December 10, 2021

Reference No.: 2021-SR-120 (POII)

Civil Registration is a continuous, permanent and compulsory recording of vital events occurring in the life of an individual such as birth, marriage and death as well as court decrees, and legal instruments affecting the civil status of an individual in appropriate registers as mandated by Act no. 3753, the Civil Registry Code.

This special release presents data on birth statistics which occurred in year 2019. Statistics were based on the births registered in Quezon City. The data on the number of births presented in this regular annual release were obtained from the vital events registered either timely or belatedly, at the City Civil Registry Office of Quezon City.

Live Birth

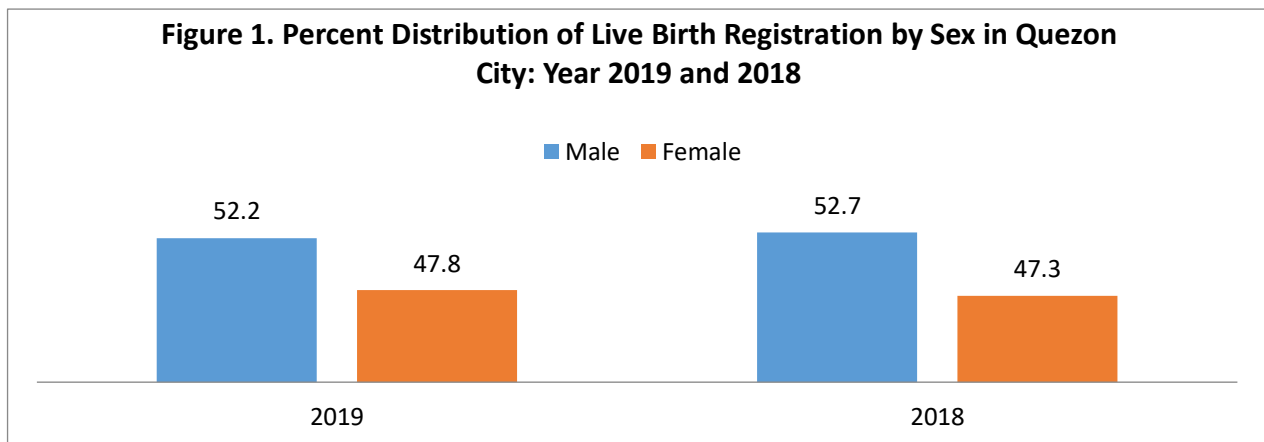
Quezon City Live Birth Increases by 2.3 percent

There were 56,037 live births registered in Quezon City for the year 2019, recording an increase of 2.3 percent from the 54,803 live births posted for the year of 2018. Of the total registered live births 29,227 or 52.2 percent were males and 26,810 or 47.8 percent were females.

Table 1. Registered Live Births by Sex in Quezon City: Year of 2019 and 2018

Sex	2019	2018
Total	56,037	54,803
Male	29,227	28,872
Female	26,810	25,931
Not Stated	-	-

Source: Preliminary Results based from DVSS2011, PSA-NCR II



Source: Philippine Statistics Authority, Civil Registration Service, Vital Statistics Division

Out of 56,037 total registered live births, 52,974 or 94.5 percent were timely and 3,063 or 5.5 percent were registered late.

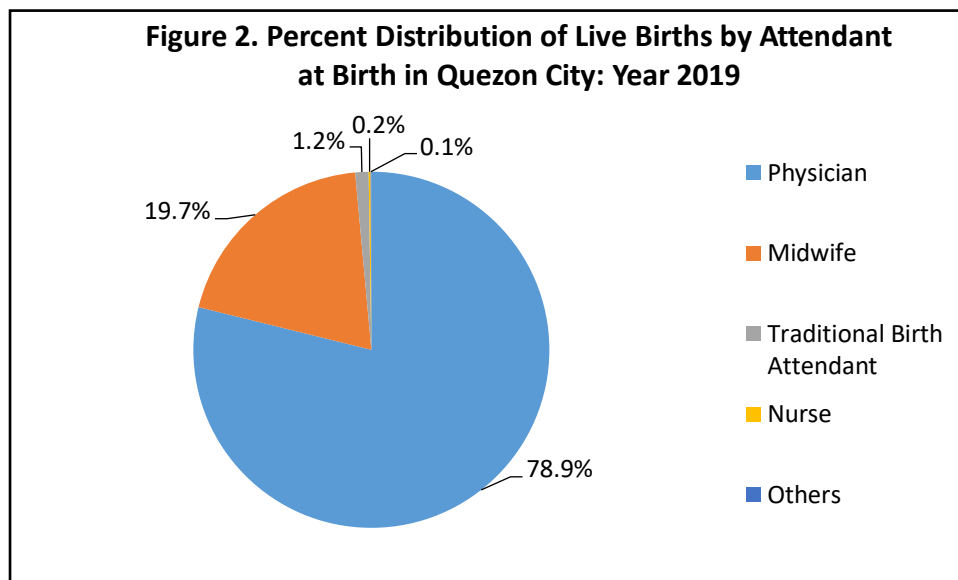
Table 2. Registered Live Births by Registration Status in Quezon City: Year 2019 and 2018

Year	Registration Status			
	Total	Timely	Late	Not Stated
2019	56, 037	52, 974	3, 063	-
2018	54, 803	50, 607	4,196	-

Source: Philippine Statistics Authority, Civil Registration Service, Vital Statistics Division

Four out of Five Births Are attended by Physicians

In Quezon City, 98.7 percent of registered birth deliveries were attended by health professionals (physicians, nurses, and midwives). This is slightly higher than the 98.0 percent medically attended babies in the year of 2018. Refer to Figure 2 and Table 4 for details.



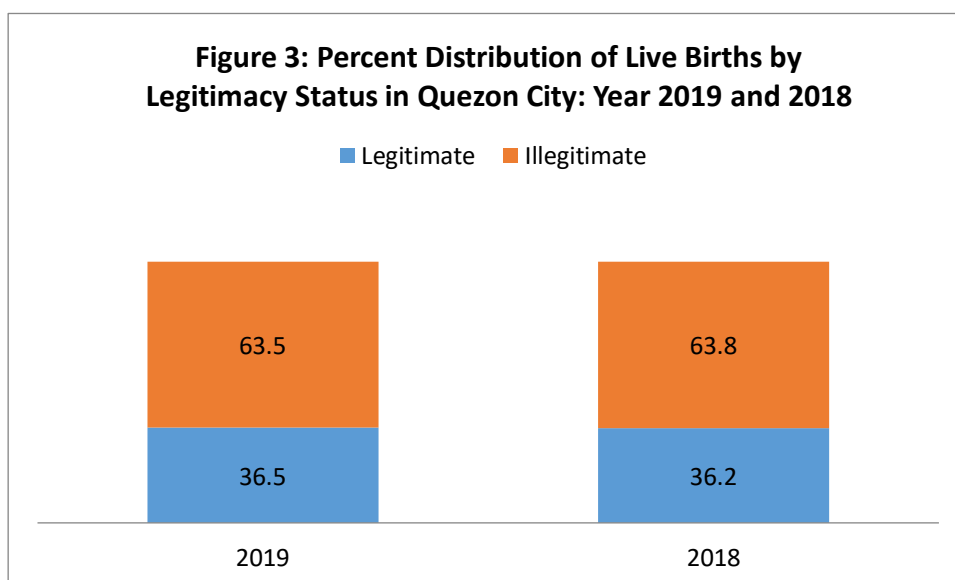
Source: Philippine Statistics Authority, Civil Registration Service, Vital Statistics Division
 Note: Details may not add up to total due to rounding

Among the registered live births, 55,100 or 98.3 percent were born at the hospital and 935 or 1.7 percent were at home. Refer to Table 3 for details

On the average, there were about 154 babies born daily or about six (6) babies born per hour in the said period.

Year 2019 Records High Number of Live Births from Unwed Mothers

There were 35,595 or 63.5 percent of the total registered live births in the year of 2019 were born out of wedlock. This was slightly lower than the percentage of illegitimate children born in 2018 with 34,964 or 63.8 percent. *Refer to table 5 and figure 3 for details*

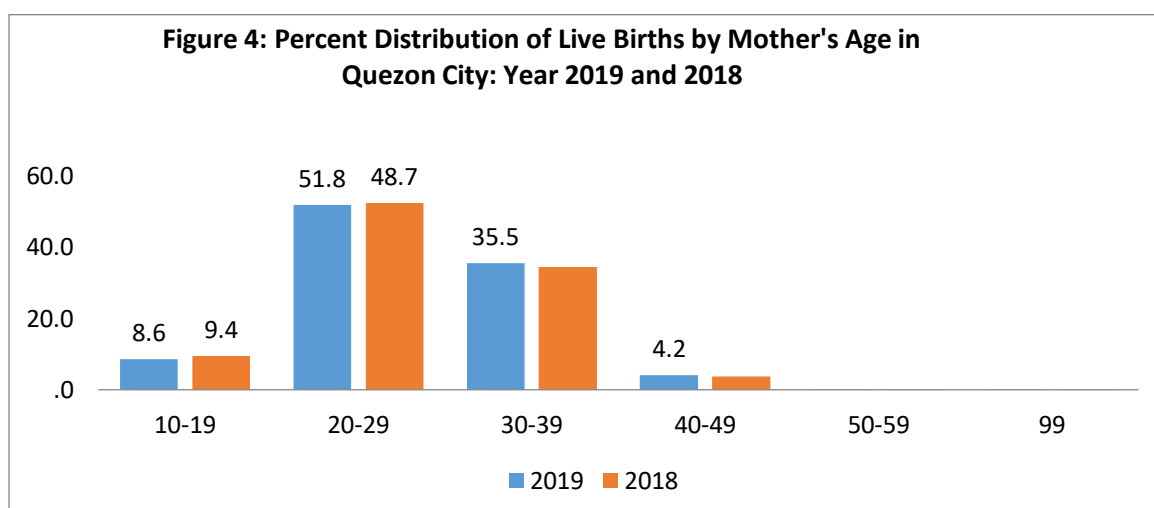


Source: Philippine Statistics Authority, Civil Registration Service, Vital Statistics Division

Nine out of 100 Live Births Are Children of Teen Child-bearers

In 2019, there were 4,839 live births or 8.6 percent of the total registered live births were born by a mother at the age of nineteen (19) years old and below. This was lower than the percentage of the previous year with 5,151 or 9.4 percent.

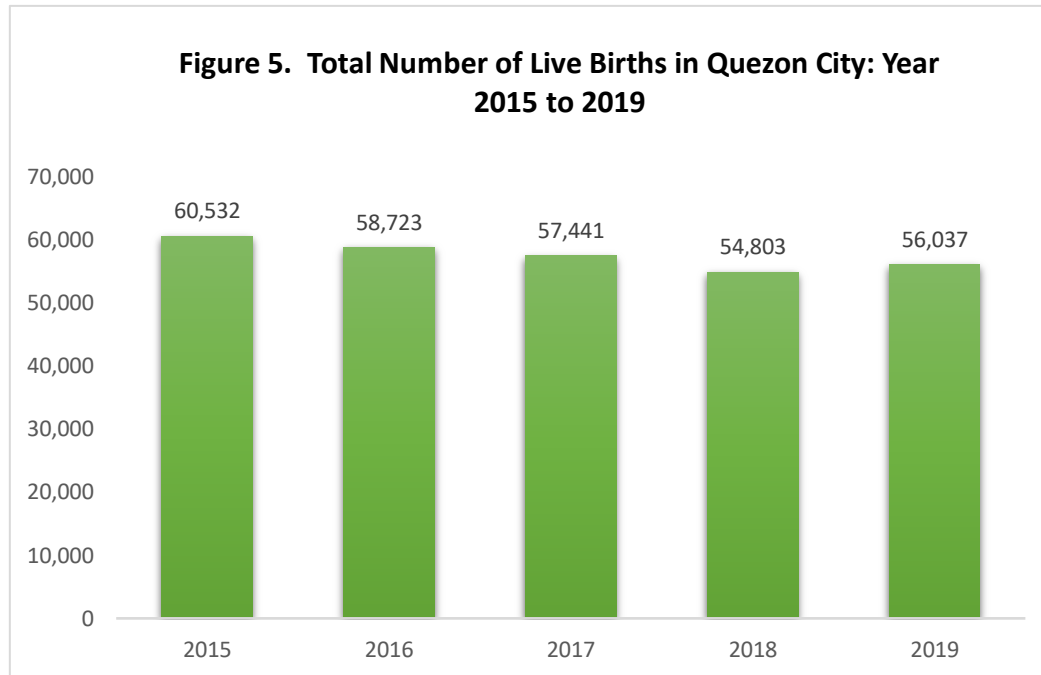
The highest percentage of Live Births was delivered by a mother at the age group 20 to 29 with 29,011 cases or 51.8 percent of the total registered live births. This was higher than in 2018 that recorded 26,685 or 48.7 percent which was delivered by a mother with the same age group. *Refer to table 6 and figure 4 for details.*



Source: Philippine Statistics Authority, Civil Registration Service, Vital Statistics Division

Year of 2015 Recorded the highest Live Births

For the past five years, from 2015 to 2019, 2015 posted the highest live births with 60,532 followed by 2016 with 58,723. Year 2017 and 2019 registered 57,441 and 56,037 respectively, while 2018 live births recorded 54,803. Refer to table 7 and Figure 5 for details.



Source: Philippine Statistics Authority, Civil Registration Service, Vital Statistics Division



APOLINAR F. OBLEA
Chief Statistical Specialist

EXPLANATORY NOTES

Introduction

Vital statistics are derived from information obtained at the time when the occurrences of vital events and their characteristics are inscribed in a civil register.

Vital acts and events are the births, deaths, fetal deaths, marriages, and all such events that have something to do with an individual's entrance and departure from life together with the changes in civil status that may occur to a person during his lifetime. Recording of these events in the civil register is known as vital or civil registration and the resulting documents are called vital records.

Definition of terms and concepts

Significant terminologist and descriptions in the foregoing highlights and tables are defined below. Included are some items found in the certificates and summary measure used in describing the facts of events.

Live Birth is a complete expulsion or extraction from its mother of a product of conception, irrespective of the duration of the pregnancy, which after such separation, breathes or shows any other evidence of life, such as beating of the heart, pulsation of the umbilical cord, or definite movement of voluntary muscles, whether or not the umbilical cord has been cut or the placenta is attached; each product of such a birth is considered liveborn.

Daily Average refers to the arithmetic mean of birth occurrences per day.

Usual Residence refers to the place where the person habitually or permanently resides.

Place of Occurrence refers to the place where the vital event took place.

Content and Coverage of Publication

This report contains statistical tables and the highlights covering one of the vital events - births.

Table 3. Registered Live Births by Place Type in Quezon City: Year of 2019 and 2018

Quarter/ Year	Place Type				
	Total	Hospital	Home	Others	Not Stated
YR 2019	56,037	55,100	935	2	-
YR 2018	54,803	53,587	1,215	1	-

Source: Philippine Statistics Authority, Civil Registration Service, Vital Statistics Division

Table 4. Registered Live Birth by Attendant at Birth in Quezon City: Year of 2019 and 2018

Quarter/ Year	Attendant at Birth						
	Total	Physician	Nurse	Midwife	Hilot/Unlicensed Midwife	Others	Not Stated
YR 2019	56,037	44,186	98	11,037	678	38	-
YR 2018	54,803	41,653	129	11,939	1,070	12	-

Source: Philippine Statistics Authority, Civil Registration Service, Vital Statistics Division

Table 5. Registered Live Births by Legitimacy Status in Quezon City: Year of 2019 and 2018

	YR 2019				YR 2018			
	Total	Legitimate	Illegitimate	Not Stated	Total	Legitimate	Illegitimate	Not Stated
	56,037	20,442	35,595	-	54,803	19,839	34,964	-

Source: Philippine Statistics Authority, Civil Registration Service, Vital Statistics Division

Table 6. Registered Live Births by Age of Mother in Quezon City: Year of 2019 and 2018

Mother's Age	Number of Birth	
	YR 2019	YR 2018
Total	56,037	54,803
0 - 9	-	-
10-19	4,839	5,151
20 - 29	29,011	28,685
30 - 39	19,891	18,839
40 - 49	2,270	2,081
50 - 59	8	11
60 - 69	-	-
70 - 79	-	-
80 - 89	-	-
90 - 99	-	-
Not Stated	18	36

Source: Philippine Statistics Authority, Civil Registration Service, Vital Statistics Division

Table 7. Registered Live Births in Quezon City: 2015 to 2019

YEAR	TOTAL
2015	60,532
2016	58,723
2017	57,441
2018	54,803
2019	56,037

Source: Philippine Statistics Authority, Civil Registration Service, Vital Statistics Division