



SPECIAL RELEASE

DEATH STATISTICS IN QUEZON CITY: Year 2020

Date of Release: November 18, 2022

Reference No.:2022-SR-024 (POII)

Civil Registration is a continuous, permanent and compulsory recording of vital events occurring in the life of an individual such as birth, marriage and death as well as court decrees, and legal instruments affecting the civil status of an individual in appropriate registers as mandated by Act no. 3753, the Civil Registry Code.

This special release presents data on death statistics which occurred in year 2020. Statistics were based on the death registered in Quezon City. The data on the number of death presented in this regular annual release were obtained from the vital events registered either timely or belatedly, at the City Civil Registry Office of Quezon City.

DEATH

Quezon City death population increases by 42.4 percent

There were 24,655 total registered death in Quezon City in the year 2020, recording an increase of 42.4 percent from 17,317 of the previous year.

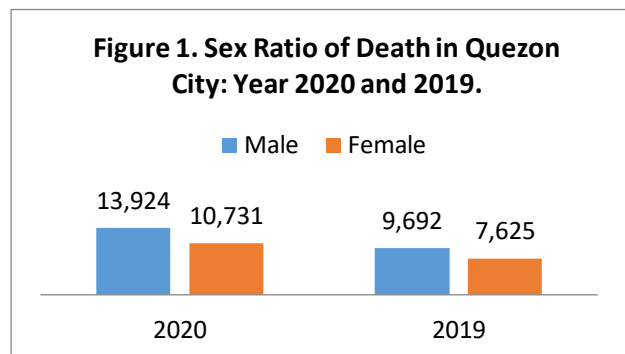
Out of the total registered death, 23,371 or 94.8 percent were registered timely while 1,284 or 5.2 percent were registered late. (*Table 1*)

Table 1. Registered Deaths by registration status in Quezon City in the year 2020 and 2019.

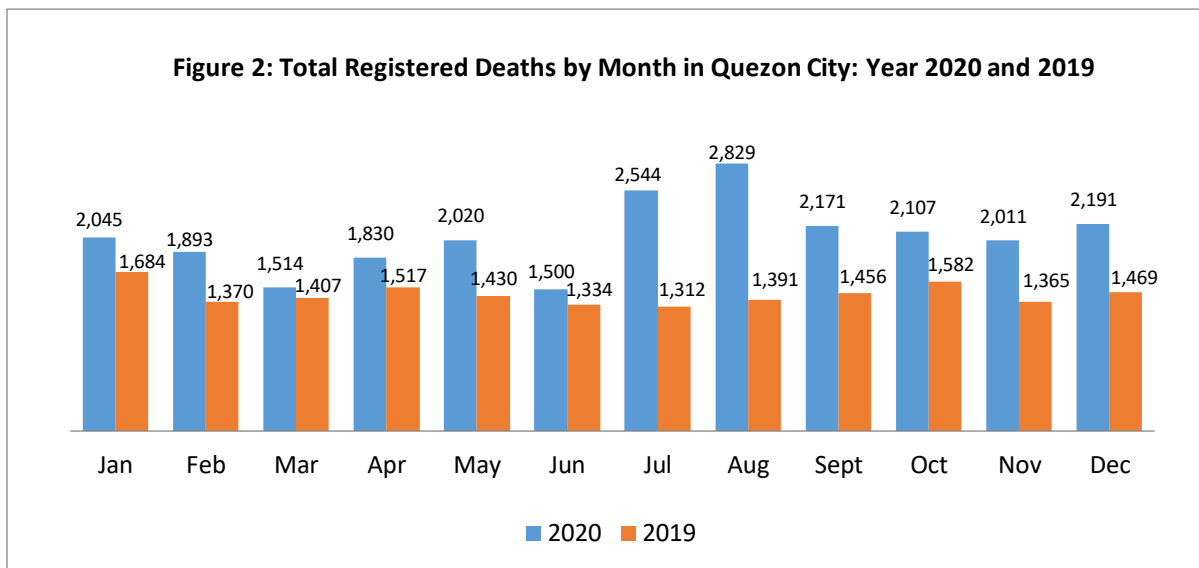
Year	Registration Status			
	Total	Timely	Late	Not Stated
2020	24,655	23,371	1,284	-
2019	17,317	17,185	132	-

More males die than females

Male deaths (13,924 or 56.5 percent) outnumbered female deaths (10,731 or 43.5 percent). On the average, there were about 68 persons who died daily; this translates to three (3) deaths per hour. (*Table 2*)



In the number of deaths by month, August recorded the highest figure with 2,829 or 11.5 percent of the total deaths, followed by July and December with 2,544 or 10.3 percent and 2,191 or 8.9 percent, respectively. (Table 3)

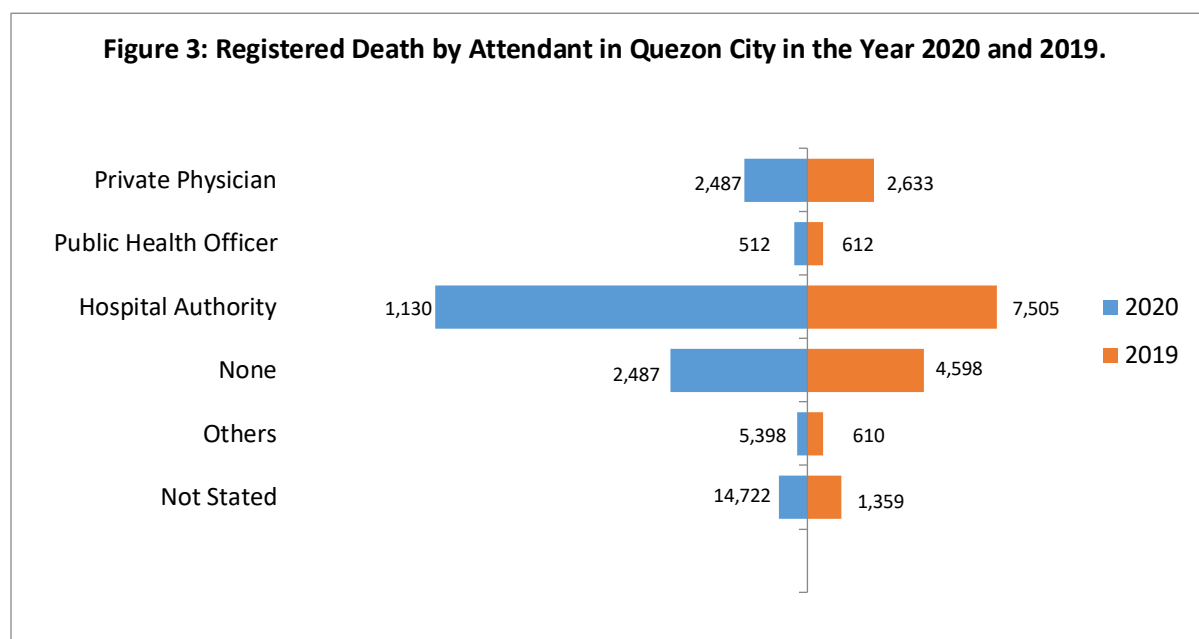


Source: Philippine Statistics Authority, Civil Registration Service, Vital Statistics Division

Five in Seven deaths are medically attended

Out of the total reported deaths in Quezon City on 2020, 17,721 or 71.9 percent were medically attended. This was higher than the 10,750 or 62.1 percent recorded in the previous year. (Table 4)

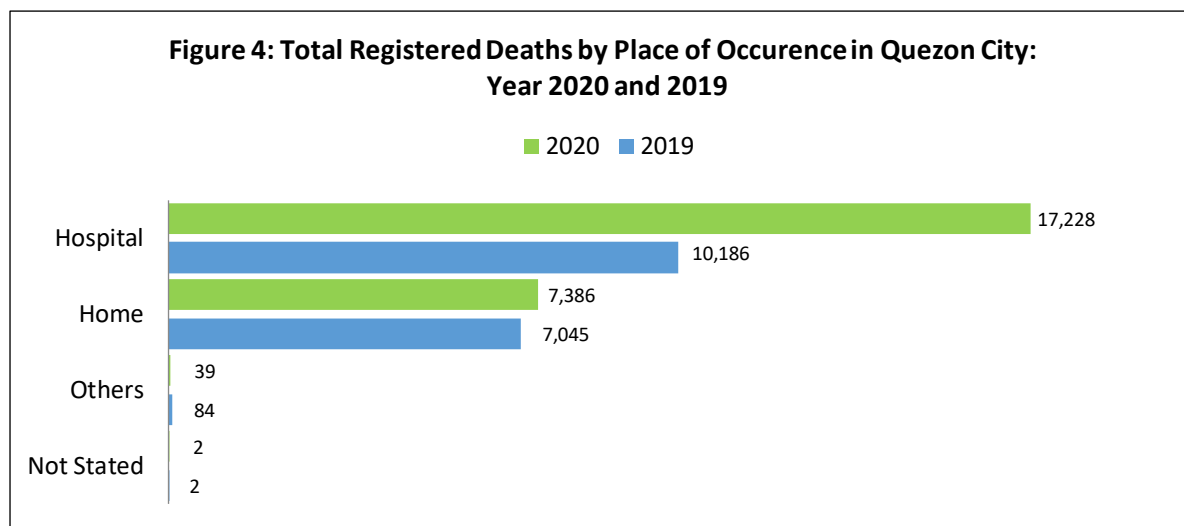
Medically attended deaths are those attended by health authority, physician and other skilled health personnel.



Source: Philippine Statistics Authority, Civil Registration Service, Vital Statistics Division

Registered deaths by place of occurrence

Quezon City deaths on 2020 were registered mostly in the hospital with 17,228 or 69.9 percent of the total deaths, recording an increase of 69.1 percent from 10,186 cases in the year of 2019. (Table 5)

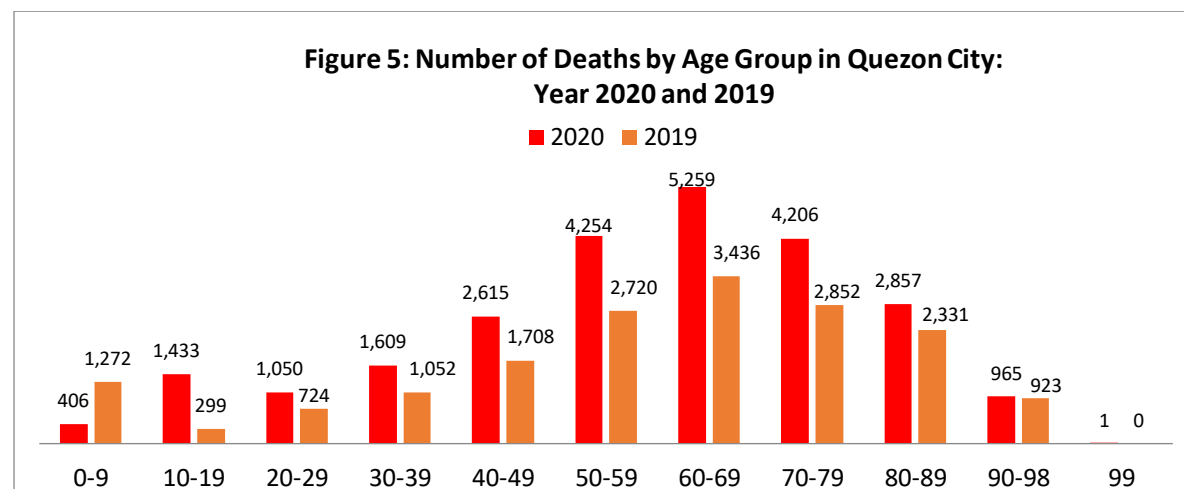


Source: Philippine Statistics Authority, Civil Registration Service, Vital Statistics Division

One out of Five deaths are 60 to 69 years old

Considering the age of the document owners, 5,259 or 21.3 percent of the total deaths were at Sixty (60) to Sixty-nine (69) Years at the time of death. This is higher than the previous year where same age group recorded 3,436 deaths.

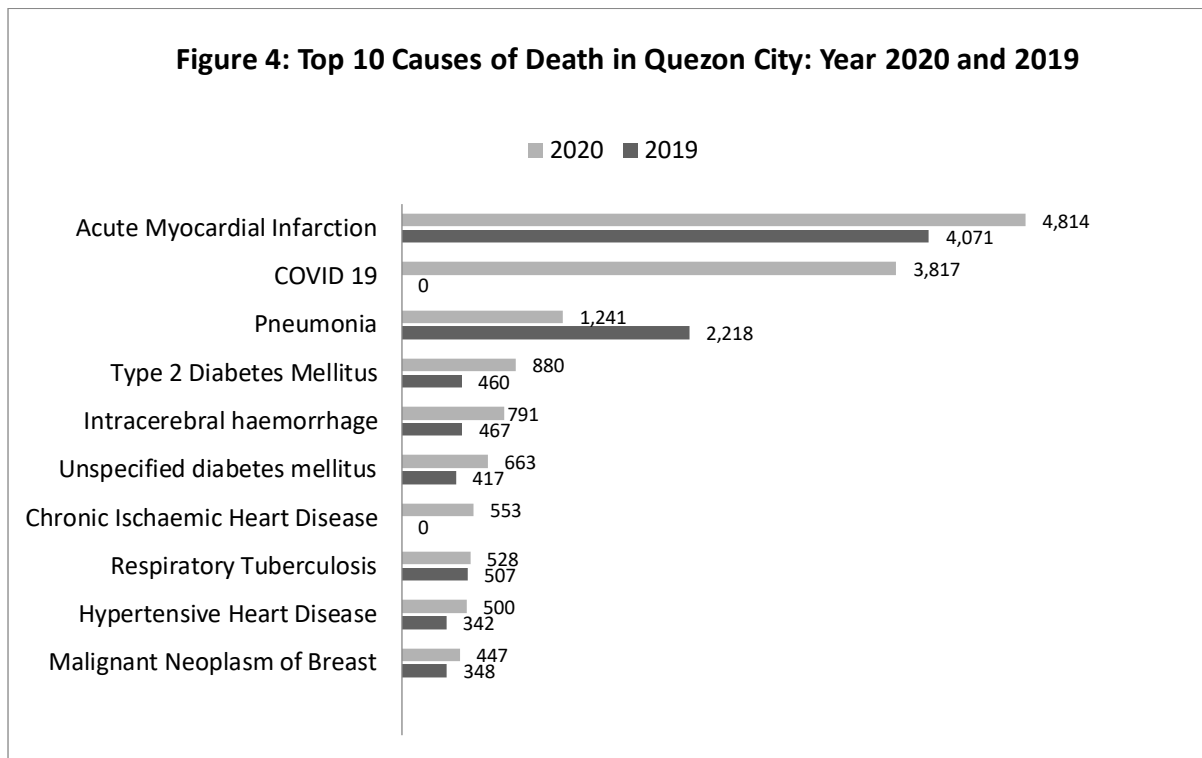
The second highest age group posted 4,254 or 17.3 percent of the total deaths who died at the age Fifty (50) to Fifty-Nine (59). (Table 6)



Source: Philippine Statistics Authority, Civil Registration Service, Vital Statistics Division

Acute myocardial infarction is the most diagnosed cause of death in 2020

In Quezon City, Acute myocardial infarction recorded the highest cause of death in the year 2020 with 4,814 or 19.5 percent. This was followed by Covid-19 and Pneumonia with 3,817 or 15.5 percent and 1,241 or 5.0 percent respectively.



Source: Philippine Statistics Authority, Civil Registration Service, Vital Statistics Division

Previous year also recorded the acute myocardial infarction as the highest cause of death with 4,071 or 23.5 percent followed by Pneumonia with 2,218 or 12.8 percent of the total death. (Table 7)


MR. APOLINAR F. OBLEA
 Chief Statistical Specialist

EXPLANATORY NOTES

Introduction

Vital statistics are derived from information obtained at the time when the occurrences of vital events and their characteristics are inscribed in a civil register. Vital acts and events are the births, deaths, fetal deaths, marriages, and all such events that have something to do with an individual's entrance and departure from life together with the changes in civil status that may occur to a person during his lifetime. Recording of these events in the civil register is known as vital or civil registration and the resulting documents are called vital records.

Definition of terms and concepts

Significant terminologist and descriptions in the foregoing highlights and tables are defined below. Included are some items found in the certificates and summary measure used in describing the facts of events.

Death refers to the permanent disappearance of all evidence of life at any time after live birth has taken place (postnatal cessation of vital function without capability of resuscitation).

Daily Average refers to the arithmetic mean of birth, death or marriage occurrences per day.

Sex Ratio refers to the number of males per one hundred females.

Usual Residence refers to the place where the person habitually or permanently resides.

Place of Occurrence refers to the place where the vital event took place.

Content and Coverage of Publication

This report contains statistical tables and the highlights covering one of the vital events - deaths.

Table 2: Registered Deaths by Sex in Quezon City: Year 2020 and 2019

Year	Total	Sex	
		Male	Female
2020	24,655	13,924	10,731
2019	17,317	9,692	7,625

Source: Philippine Statistics Authority, Civil Registration Service, Vital Statistics Division

Table 3: Registered Deaths by Month in Quezon City: Year 2020 and 2019

Month	Total	Month Of Registration											
		Jan	Feb	Mar	Apr	May	June	Jul	Aug	Sep	Oct	Nov	Dec
2020	24,655	2,045	1,893	1,514	1,830	2,020	1,500	2,544	2,829	2,171	2,107	2,011	2,191
2019	17,317	1,684	1,370	1,407	1,517	1,430	1,334	1,312	1,391	1,456	1,582	1,365	1,469

Source: Philippine Statistics Authority, Civil Registration Service, Vital Statistics Division

Table 4: Registered Deaths by Attendant in Quezon City: Year 2020 and 2019.

Year	Total	Attendant					
		Private Physician	Public Health Officer	Hospital Authority	None	Others	Not Stated
2020	24,655	2,487	512	14,722	5,398	406	1,130
2019	17,317	2,633	612	7,505	4,598	610	1,359

Source: Philippine Statistics Authority, Civil Registration Service, Vital Statistics Division

Table 5: Total Registered Deaths by place of Occurrence in Quezon City: Year 2020 and 2019.

Year	Place of Occurrence	
	2020	2019
Hospital	17,228	10,186
Home	7,386	7,045
Others	39	84
Not Stated	2	2
Total	24,655	17,317

Source: Philippine Statistics Authority, Civil Registration Service, Vital Statistics Division

Table 6: Registered Deaths by Age Group in Quezon City: Year 2020 and 2019

Year	Total	Age Group										
		0-9	10-19	20-29	30-39	40-49	50-59	60-69	70-79	80-89	90-98	99
2020	24,655	406	1,433	1,050	1,609	2,615	4,254	5,259	4,206	2,857	965	1
2019	17,317	1,272	299	724	1,052	1,708	2,720	3,436	2,852	2,331	923	0

Source: Philippine Statistics Authority, Civil Registration Service, Vital Statistics Division

Table 7: Top 10 Causes of Death in Quezon City: Year 2020 and 2019

Cause Of Death	Year	
	2020	2019
Acute Myocardial Infarction	4,814	4,071
COVID 19	3,817	0
Pneumonia	1,241	2,218
Type 2 Diabetes Mellitus	880	460
Intracerebral haemorrhage	791	467
Unspecified diabetes mellitus	663	417
Chronic Ischemic Heart Disease	553	0
Respiratory Tuberculosis	528	507
Hypertensive Heart Disease	500	342
Malignant Neoplasm of Breast	447	348

Source: Philippine Statistics Authority, Civil Registration Service, Vital Statistics Division