



SPECIAL RELEASE

DEATH STATISTICS IN QUEZON CITY: Year 2021

Date of Release: June 29, 2023
Reference No.: 2023-SR-018 (PSOII)

Civil Registration is a continuous, permanent and compulsory recording of vital events occurring in the life of an individual such as birth, marriage and death as well as court decrees, and legal instruments affecting the civil status of an individual in appropriate registers as mandated by Act no. 3753, the Civil Registry Code.

This special release presents data on death statistics which occurred in year 2021. Statistics were based on the death registered in Quezon City. The data on the number of deaths presented in this regular annual release were obtained from the vital events registered either timely or belatedly, at the City Civil Registry Office of Quezon City.

DEATH

Quezon City death population increases by 29.5 percent

There were 31,931 total registered deaths in Quezon City in the year 2021, recording an increase of 29.5 percent from 24,655 of the previous year.

Table 1. Registered Deaths by Registration Status in Quezon City in the year 2021 and 2020.

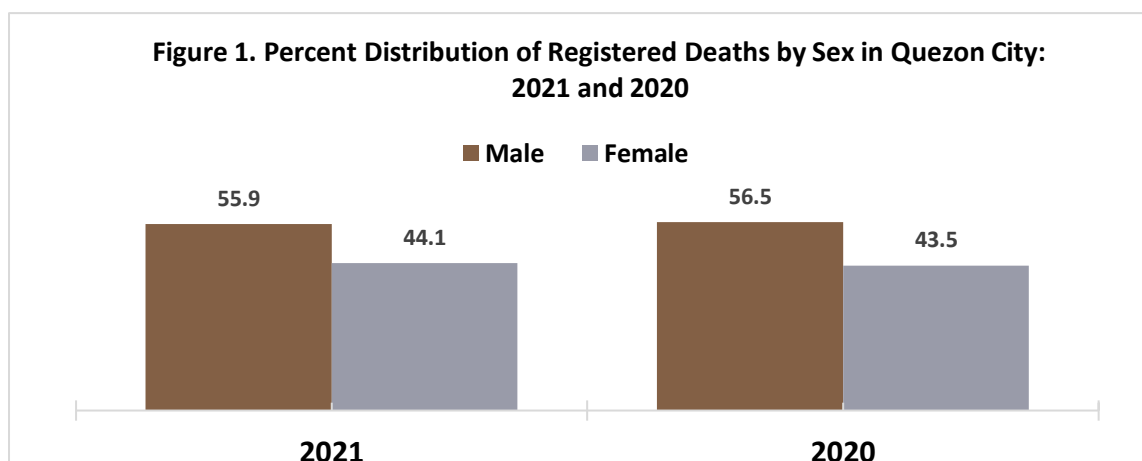
Year	Registration Status			
	Total	Timely	Late	Not Stated
2021	31,931	31,125	806	-
2020	24,655	23,371	1,284	-

Source: Philippine Statistics Authority, Civil Registration Service, Vital Statistics Division

Out of the total registered death, 31,125 or 97.5 percent were registered timely while 806 or 2.5 percent were registered late. (*Table 1*)

More males die than females

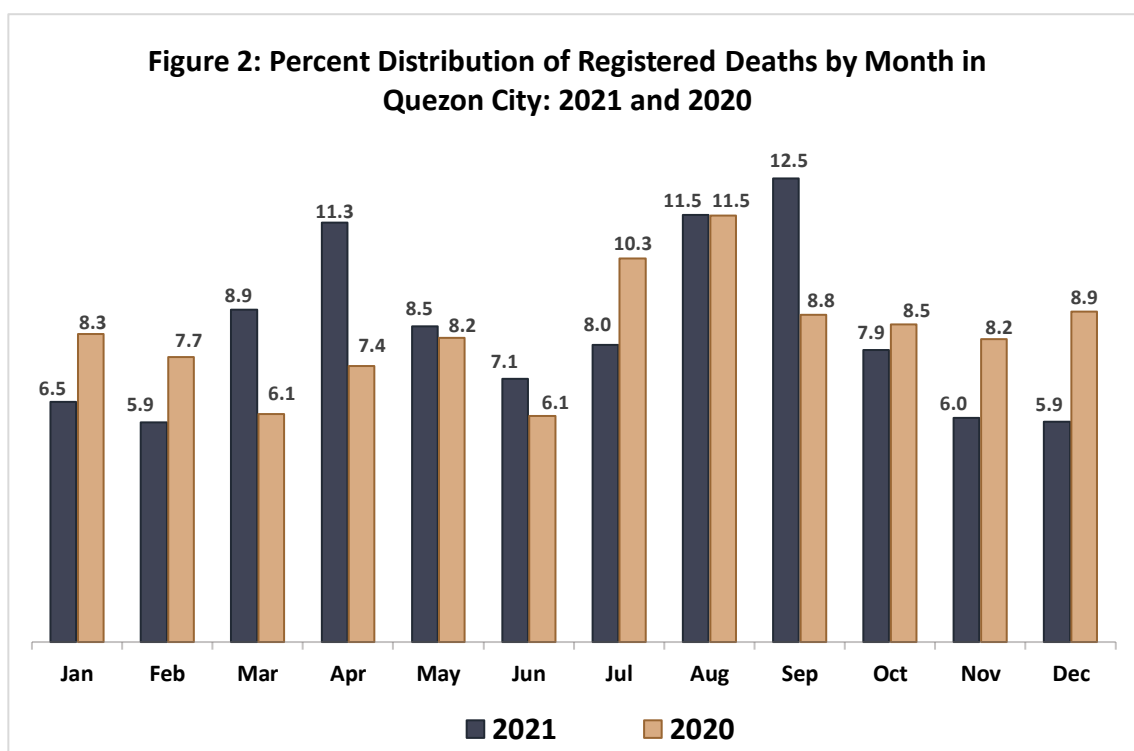
Male deaths with 17,834 or 55.9 percent outnumbered female deaths with 14,097 or 44.1 percent. On the average, there were about 87 persons who died daily; this translates to four (4) deaths per hour. The data of the previous year also showed a substantial difference in the death of males and females with 13,924 or 56.5 and 10,731 or 43.5 percent, respectively. (Table 2)



Source: Philippine Statistics Authority, Civil Registration Service, Vital Statistics Division

September recorded the highest number of deaths

In the number of deaths by month, September recorded the highest figure with 3,986 or 12.5 percent of the total deaths, followed by August and April with 3,670 or 11.5 percent and 3,603 or 11.3 percent, respectively.



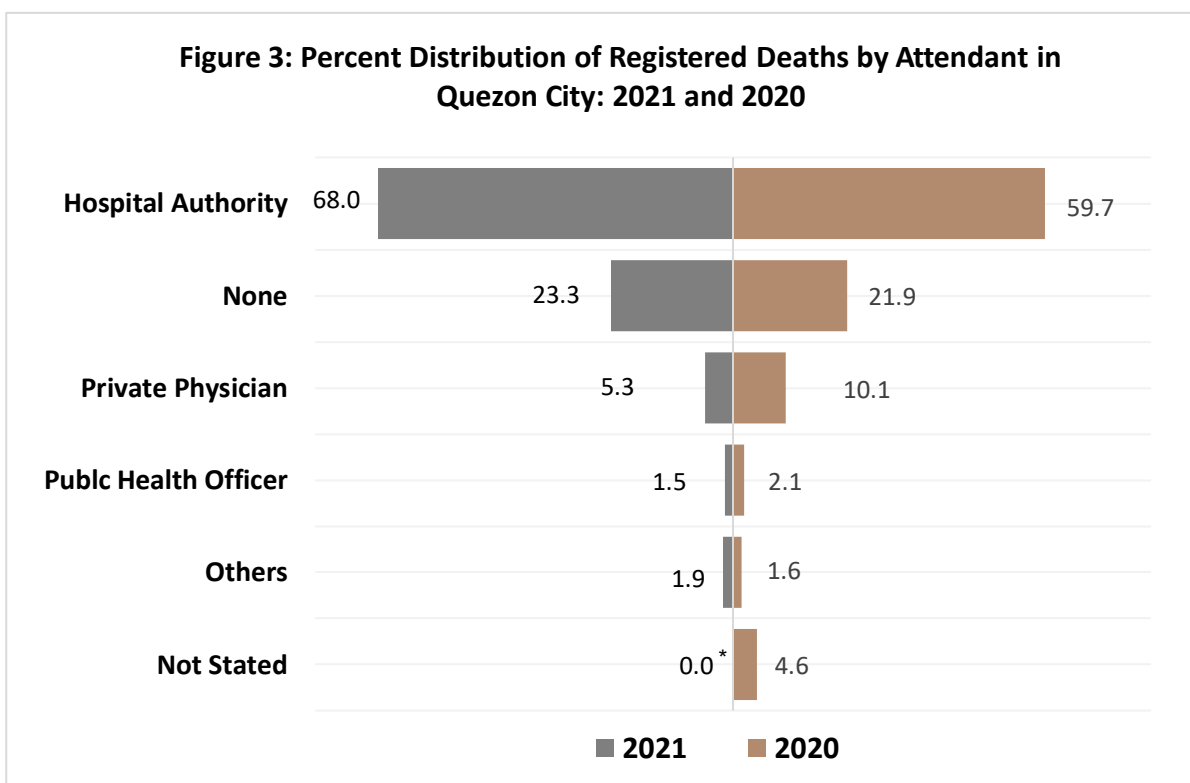
Source: Philippine Statistics Authority, Civil Registration Service, Vital Statistics Division

On the other hand, the highest number of registered deaths on the previous year was recorded in the month of August with 2,829 or 11.5 percent of the total registered deaths. (Table 3)

Three in Four deaths are medically attended

Out of the total reported deaths in Quezon City on 2021, 23,879 or 74.8 percent were medically attended. This was higher than the 17,712 or 71.9 percent recorded in the previous year. (Table 4)

Medically attended deaths are those attended by health authority, physician and other skilled health personnel.

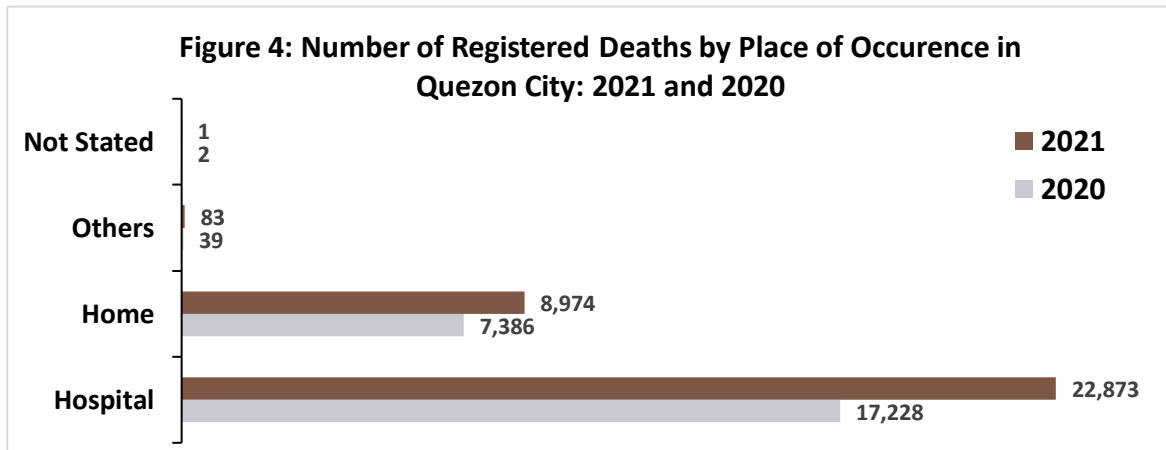


Source: Philippine Statistics Authority, Civil Registration Service, Vital Statistics Division

Note: * Values less than 0.05

Registered deaths by place of occurrence

Quezon City deaths in 2021 were registered mostly in the hospital with 22,873 or 71.6 percent of the total deaths, recording an increase of 32.8 percent from 17,228 cases in the year of 2020. (Table 5)

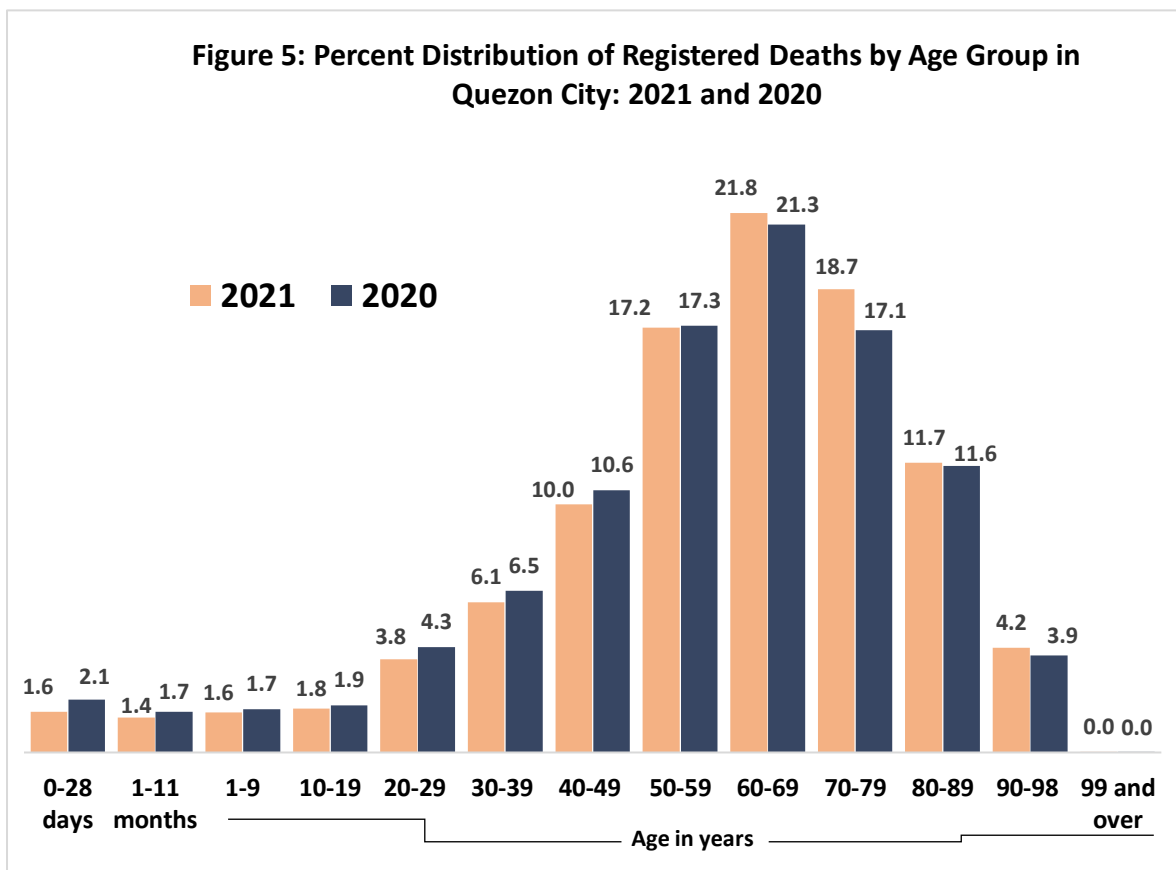


Source: Philippine Statistics Authority, Civil Registration Service, Vital Statistics Division

Two out of Nine deaths are 60 to 69 years old

Considering the age of the document owners, 6,962 or 21.8 percent of the total deaths were at Sixty (60) to Sixty-nine (69) years at the time of death. This is higher than the previous year where same age group recorded 5,259 or 21.3 percent deaths.

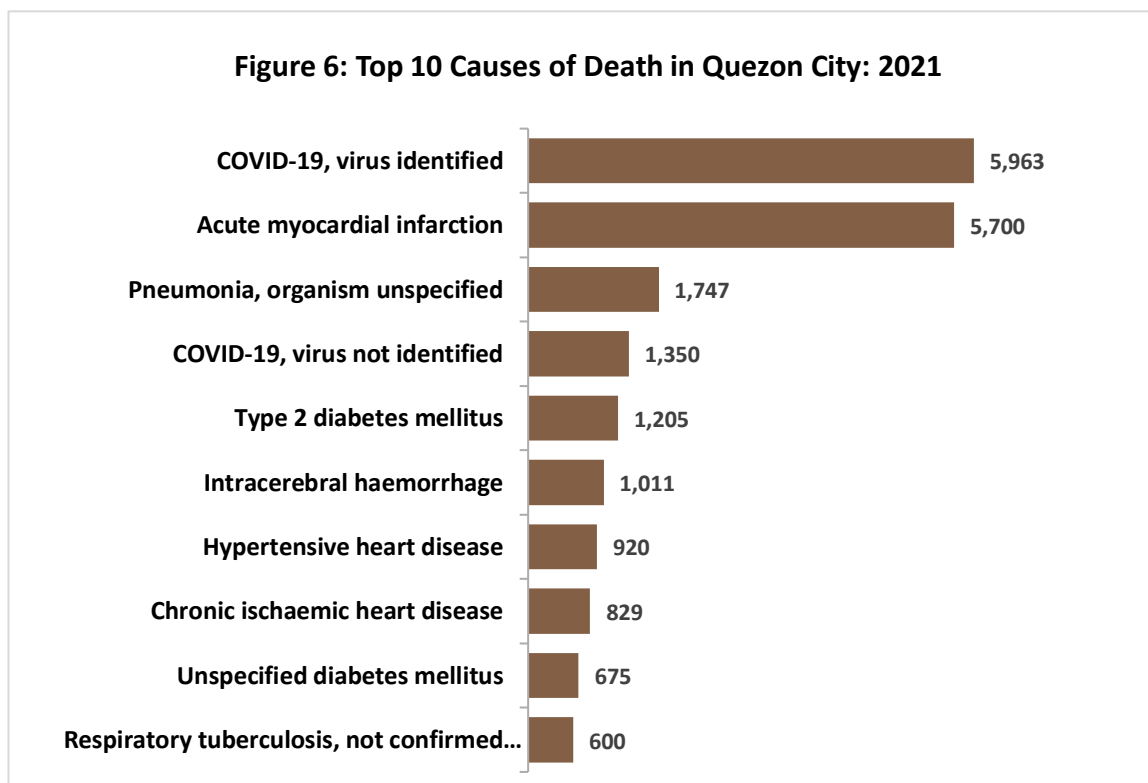
The second highest age group posted 5,976 or 18.7 percent of the total deaths who died at the age Seventy (70) to Seventy-Nine (79). (Table 6)



Source: Philippine Statistics Authority, Civil Registration Service, Vital Statistics Division

Covid-19, virus identified is the most diagnosed cause of death in 2021

In Quezon City, Covid-19, virus identified was the highest recorded cause of death in the year 2021 with 5,963 or 18.7 percent. This was followed by Acute myocardial infarction and Pneumonia with 5,700 or 17.9 percent and 1,747 or 5.5 percent, respectively. In the top causes of death by sex, a minimal difference in the ranking was observed this year. (Table 7)



Source: Philippine Statistics Authority, Civil Registration Service, Vital Statistics Division


APOLINAR F. OBLEA
Chief Statistical Specialist

EXPLANATORY NOTES

Introduction

Vital statistics are derived from information obtained at the time when the occurrences of vital events and their characteristics are inscribed in a civil register. Vital acts and events are the births, deaths, fetal deaths, marriages, and all such events that have something to do with an individual's entrance and departure from life together with the changes in civil status that may occur to a person during his lifetime. Recording of these events in the civil register is known as vital or civil registration and the resulting documents are called vital records.

Definition of terms and concepts

Significant terminology and descriptions in the foregoing highlights and tables are defined below. Included are some items found in the certificates and summary measure used in describing the facts of events.

Death refers to the permanent disappearance of all evidence of life at any time after live birth has taken place (postnatal cessation of vital function without capability of resuscitation).

Daily Average refers to the arithmetic mean of birth, death or marriage occurrences per day.

Sex Ratio refers to the number of males per one hundred females.

Usual Residence refers to the place where the person habitually or permanently resides.

Place of Occurrence refers to the place where the vital event took place.

Content and Coverage of Publication

This report contains statistical tables and the highlights covering one of the vital events - deaths.

Table 2: Number and Percent Share of Registered Deaths by Sex in Quezon City: 2021 and 2020

	2021		2020	
	Number	Percent Share	Number	Percent Share
Male	17,834	55.9	13,924	56.5
Female	14,097	44.1	10,731	43.5
Total	31,931	100.0	24,655	100.0

Source: Philippine Statistics Authority, Civil Registration Service, Vital Statistics Division

Table 3: Number and Percent Share of Registered Deaths by Month of Death, Quezon City: 2021 and 2020

Month	2021		2020	
	Number	Percent Share	Number	Percent Share
January	2,064	6.5	2,045	8.3
February	1,889	5.9	1,893	7.7
March	2,857	8.9	1,514	6.1
April	3,603	11.3	1,830	7.4
May	2,711	8.5	2,020	8.2
June	2,263	7.1	1,500	6.1
July	2,555	8.0	2,544	10.3
August	3,670	11.5	2,829	11.5
September	3,986	12.5	2,171	8.8
October	2,512	7.9	2,107	8.5
November	1,929	6.0	2,011	8.2
December	1,892	5.9	2,191	8.9
Total	31,931	100.0	24,655	100.0

Source: Philippine Statistics Authority, Civil Registration Service, Vital Statistics Division

Table 4: Number and Percent Share of Registered Deaths by Attendant in Quezon City: 2021 and 2020

Attendant	2021		2020	
	Number	Percent Share	Number	Percent Share
Private Physician	1,696	5.3	2,487	10.1
Public Health Officer	479	1.5	512	2.1
Hospital Authority	21,704	68.0	14,722	59.7
None	7,443	23.3	5,398	21.9
Others	608	1.9	406	1.6
Not Stated	1	0.0	1,130	4.6
Total	31,931	100.0	24,655	100.0

Source: Philippine Statistics Authority, Civil Registration Service, Vital Statistics Division

Table 5: Number and Percent Share of Registered Deaths by Place of Occurrence in Quezon City: 2021 and 2020

Place of Occurrence	2021		2020	
	Number	Percent Share	Number	Percent Share
Hospital	22,873	71.6	17,228	69.9
Home	8,974	28.1	7,386	30.0
Others	83	0.3	39	0.2
Not Stated	1	0.0	2	0.0
Total	31,931	100.0	24,655	100.0

Source: Philippine Statistics Authority, Civil Registration Service, Vital Statistics Division

Table 6: Number and Percent Share of Registered Deaths by Age Group in Quezon City: 2021 and 2020

Age Group	2021		2020	
	Number	Percent Share	Number	Percent Share
0-28 days	523	1.6	529	2.1
1-11 months	449	1.4	407	1.7
1-9 yrs old	519	1.6	431	1.7
10-19 yrs old	565	1.8	472	1.9
20-29 yrs old	1,206	3.8	1,050	4.3
30-39 yrs old	1,941	6.1	1,609	6.5
40-49 yrs old	3,206	10.0	2,615	10.6
50-59 yrs old	5,484	17.2	4,254	17.3
60-69 yrs old	6,962	21.8	5,259	21.3
70-79 yrs old	5,976	18.7	4,206	17.1
80-89 yrs old	3,740	11.7	2,857	11.6
90-98 yrs old	1,355	4.2	965	3.9
99 and over	5	0.0	1	0.0
Total	31,931	100.0	24,655	100.0

Source: Philippine Statistics Authority, Civil Registration Service, Vital Statistics Division

Table 7: Top 10 Causes of Death by Sex in Quezon City: 2021

Leading Cause/Sex	Number
BOTH SEXES	
<i>All causes of death</i>	31,931
COVID-19, virus identified	5,963
Acute myocardial infarction	5,700
Pneumonia, organism unspecified	1,747
COVID-19, virus not identified	1,350
Type 2 diabetes mellitus	1,205
Intracerebral haemorrhage	1,011
Hypertensive heart disease	920
Chronic ischaemic heart disease	829
Unspecified diabetes mellitus	675
Respiratory tuberculosis, not confirmed bacteriologically or histologically	600
<i>Other causes of death</i>	11,931

MALE

<i>All causes of death</i>	17,834
COVID-19, virus identified	3,403
Acute myocardial infarction	3,313
Pneumonia, organism unspecified	919
COVID-19, virus not identified	768
Intracerebral haemorrhage	658
Type 2 diabetes mellitus	600
Hypertensive heart disease	501
Chronic ischaemic heart disease	479
Respiratory tuberculosis, not confirmed bacteriologically or histologically	390
Unspecified diabetes mellitus	331
<i>Other causes of death</i>	6,472

FEMALE

<i>All causes of death</i>	14,097
COVID-19, virus identified	2,560
Acute myocardial infarction	2,387
Pneumonia, organism unspecified	828
Type 2 diabetes mellitus	605
COVID-19, virus not identified	582
Malignant neoplasm of breast	506
Hypertensive heart disease	419
Intracerebral haemorrhage	353
Chronic ischaemic heart disease	350
Unspecified diabetes mellitus	344
<i>Other causes of death</i>	5,163

Source: Philippine Statistics Authority, Civil Registration Service, Vital Statistics Division