



# SPECIAL RELEASE

## DEATH STATISTICS IN CITY OF MARIKINA: Year 2020

**Date of Release: November 18, 2022**

Reference No.: 2022-SR-025 (POII)

Civil Registration is a continuous, permanent and compulsory recording of vital events occurring in the life of an individual such as birth, marriage and death as well as court decrees, and legal instruments affecting the civil status of an individual in appropriate registers as mandated by Act no. 3753, the Civil Registry Code.

This special release presents data on death statistics which occurred in year 2020. Statistics were based on the death registered in the City of Marikina. The data on the number of death presented in this regular annual release were obtained from the vital events registered either timely or belatedly, at the City Civil Registry Office of City of Marikina.

### DEATH

#### **City of Marikina death population increases by 0.52 percent**

There were 4,648 total registered deaths in the City of Marikina in the year 2020, recording an increase of 0.52 percent from 4,624 of the previous year.

Table 1. Registered Deaths by Registration Status in the City of Marikina in the year 2020 and 2019.

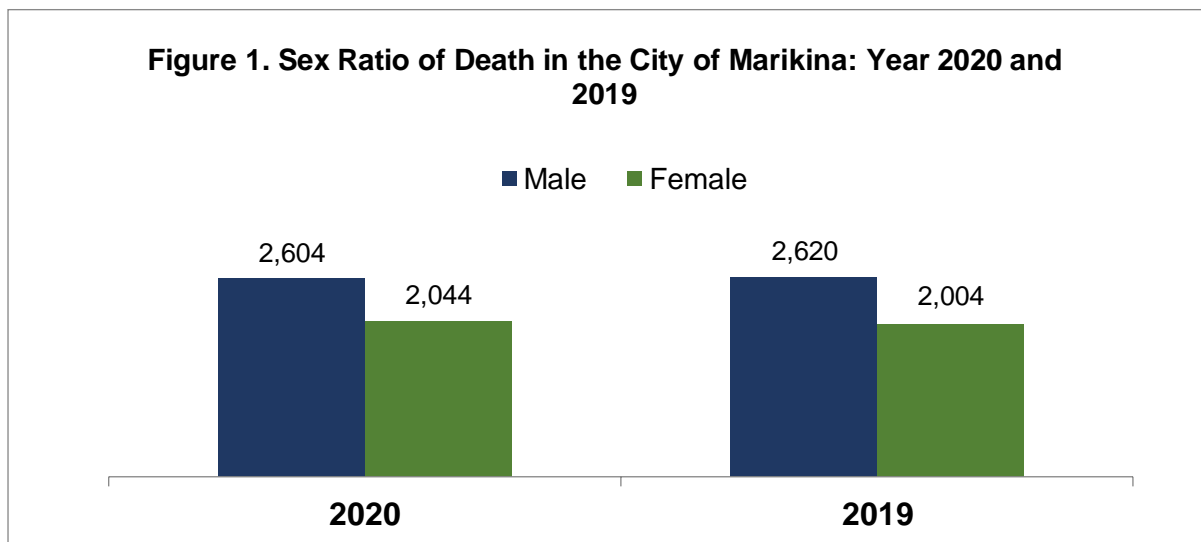
Year	Registration Status			
	Total	Timely	Late	Not Stated
2020	4,648	4,578	70	-
2019	4,624	4,602	22	-

Source: Philippine Statistics Authority, Civil Registration Service, Vital Statistics Division

Out of the total registered death for the year 2020, 4,578 or 98.5 percent were registered timely while 70 or 1.5 percent were registered late. (*Table 1*)

### More males die than females

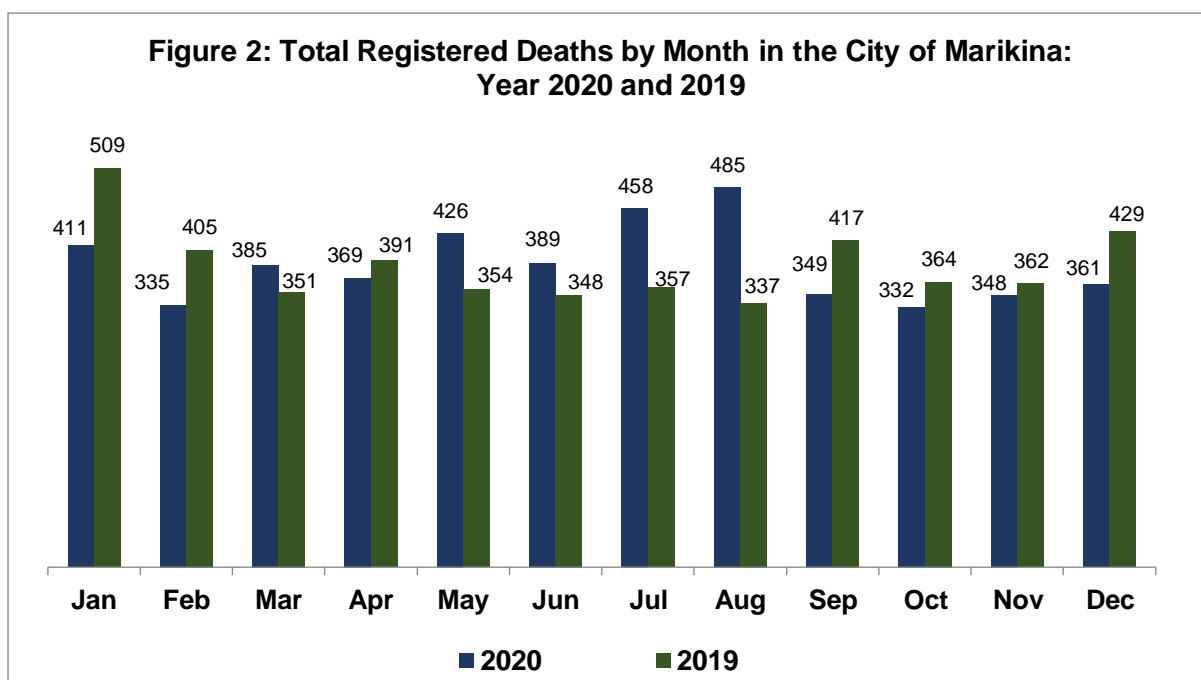
Male deaths with 2,604 or 56.0 percent outnumbered registered female deaths with 2,044 or 44.0 percent. On the average, there were about 13 persons who died daily in year 2020. The data of the previous year showed a minimal difference in the death of males and females with 2,620 or 56.7 percent and 2,004 or 43.3 percent, respectively. (Table 2)



Source: Philippine Statistics Authority, Civil Registration Service, Vital Statistics Division

### August recorded the highest number of deaths for year 2020

In the number of deaths by month, August recorded the highest figure with 485 or 10.4 percent of the total deaths, followed by July and May with 458 or 9.9 percent and 426 or 9.2 percent, respectively.

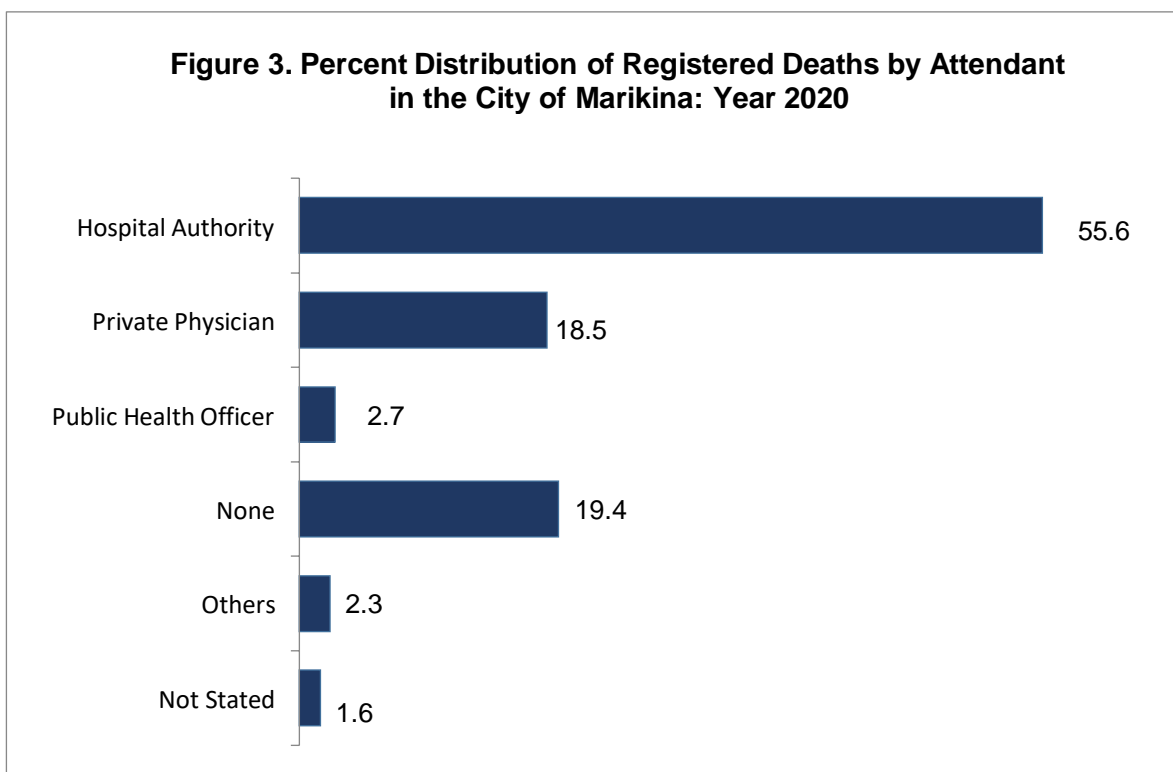


Source: Philippine Statistics Authority, Civil Registration Service, Vital Statistics Division

On the other hand, the highest number of registered deaths on the previous year was recorded in the month of January with 509 or 11.0 percent of the total registered deaths. (Table 3)

### Three in Four deaths are medically attended

Out of the total reported deaths in the City of Marikina on 2020, 3,569 or 76.8 percent were medically attended.

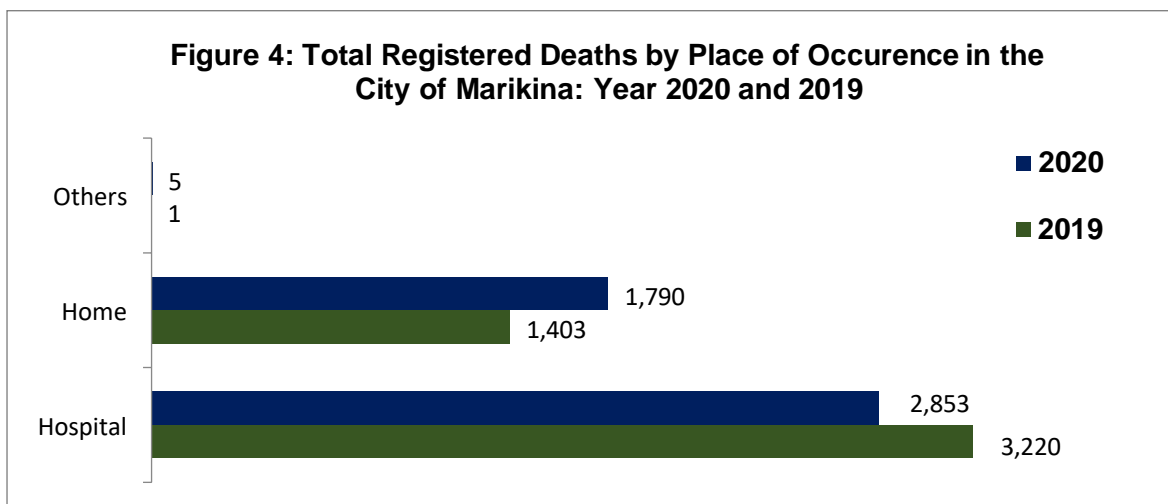


Source: Philippine Statistics Authority, Civil Registration Service, Vital Statistics Division

Medically attended deaths are those attended by health authority, private physician, public health officer, hospital authority and other skilled health personnel. (Table 4)

### Registered deaths by place of occurrence

Registered deaths in the City of Marikina on 2020 occurred mostly in the hospital with 2,853 recording a decrease of 11.4 percent from 3,220 cases in the year of 2019. (Table 5)

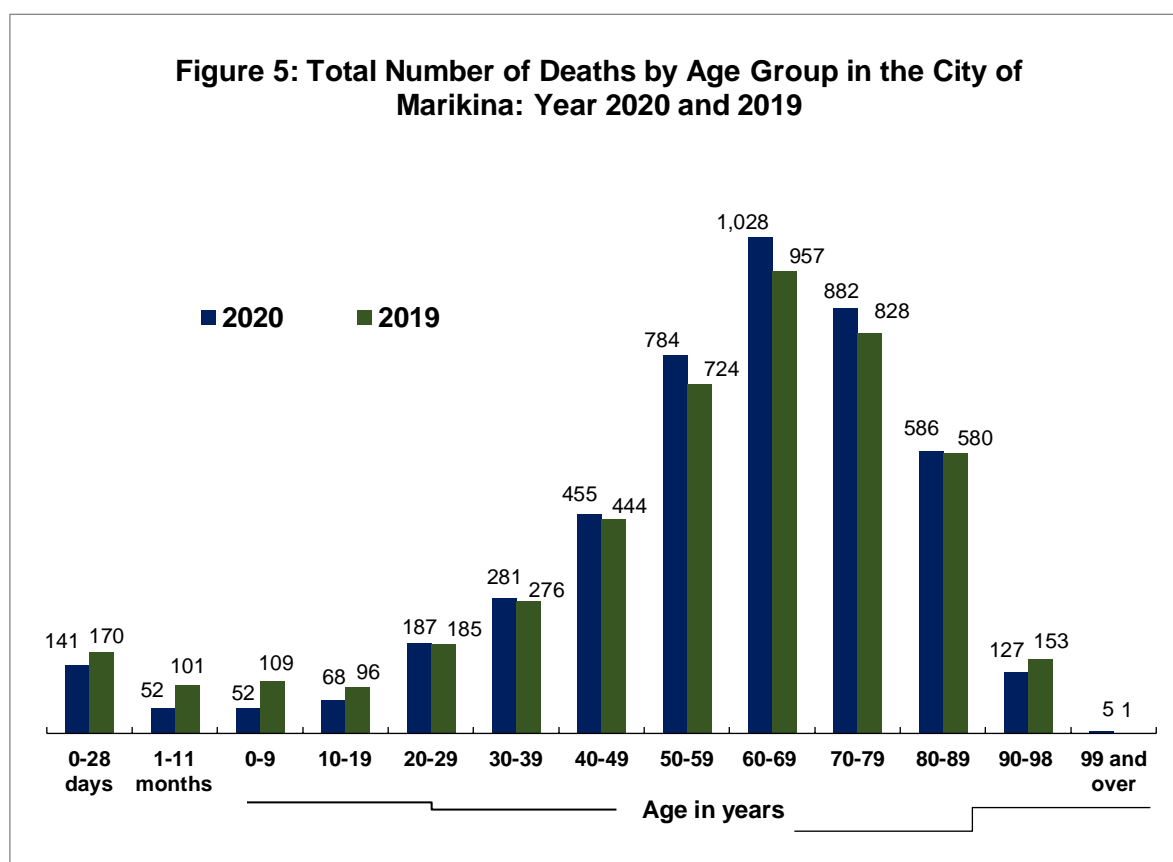


Source: Philippine Statistics Authority, Civil Registration Service, Vital Statistics Division

### Persons in the age group 60 to 69 years recorded the highest deaths

Considering the age of the document owners, 1,028 or 22.1 percent of the total deaths were at Sixty (60) to Sixty-nine (69) years at the time of death. This was higher than the previous year where same age group recorded 957 deaths.

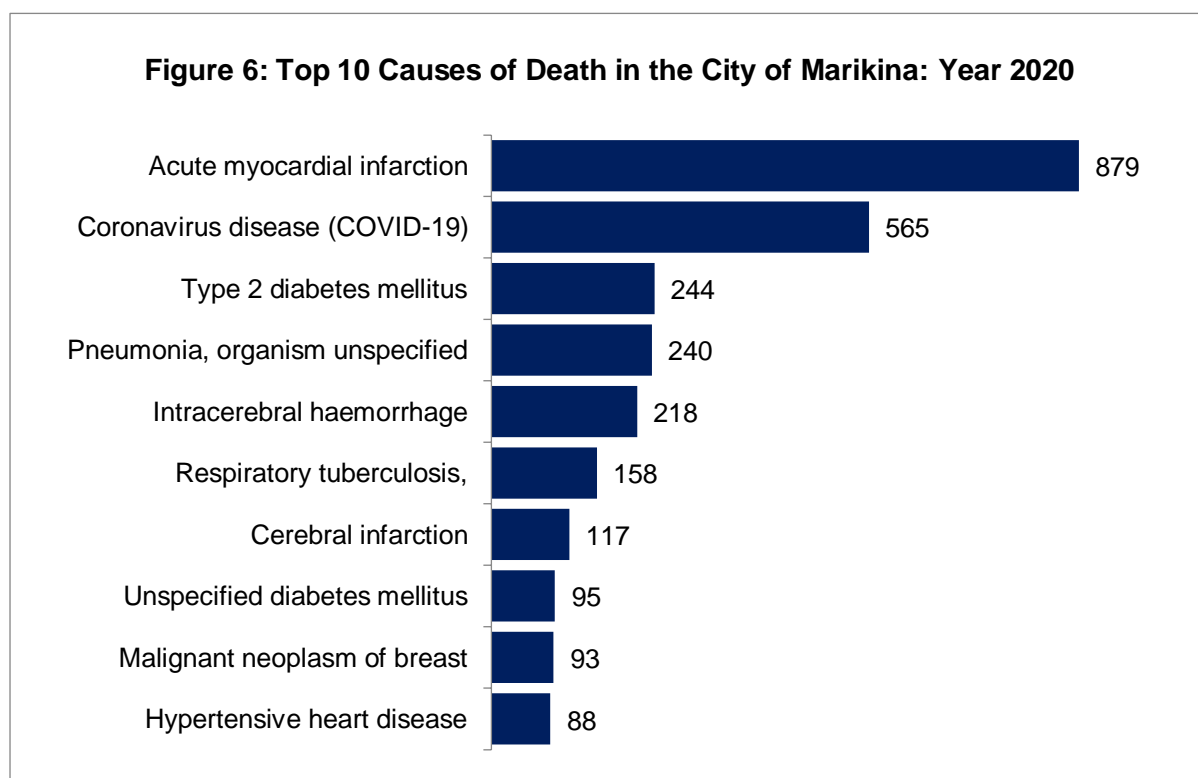
The second highest age group posted 882 or 19.0 percent of the total deaths who died at the age seventy (70) to seventy-nine (79). (Table 6)



Source: Philippine Statistics Authority, Civil Registration Service, Vital Statistics Division

## Acute myocardial infarction is the most diagnosed cause of death in 2020

In the City of Marikina, acute myocardial infarction recorded the highest cause of death in year 2020 with 879 or 18.9 percent of the total registered deaths. This was followed by Coronavirus disease 2019 (COVID-19) and Type 2 diabetes mellitus with 565 or 12.2 percent and 244 or 5.2 percent, respectively. By sex, similar trend with only a minimal difference in the ranking among the cause of deaths was observed. (Table 7)



Source: Philippine Statistics Authority, Civil Registration Service, Vital Statistics Division

  
**MR. APOLINAR F. OBLEA**  
Chief Statistical Specialist

## EXPLANATORY NOTES

### Introduction

Vital statistics are derived from information obtained at the time when the occurrences of vital events and their characteristics are inscribed in a civil register. Vital acts and events are the births, deaths, fetal deaths, marriages, and all such events that have something to do with an individual's entrance and departure from life together with the changes in civil status that may occur to a person during his lifetime. Recording of these events in the civil register is known as vital or civil registration and the resulting documents are called vital records.

### Definition of terms and concepts

Significant terminology and descriptions in the foregoing highlights and tables are defined below. Included are some items found in the certificates and summary measure used in describing the facts of events.

**Death** refers to the permanent disappearance of all evidence of life at any time after live birth has taken place (postnatal cessation of vital function without capability of resuscitation).

**Daily Average** refers to the arithmetic mean of birth, death or marriage occurrences per day.

**Sex Ratio** refers to the number of males per one hundred females.

**Usual Residence** refers to the place where the person habitually or permanently resides.

**Place of Occurrence** refers to the place where the vital event took place.

### Content and Coverage of Publication

This report contains statistical tables and the highlights covering one of the vital events - deaths.

Table 2: Number and Percent Share of Registered Deaths by Sex in the City of Marikina: Year 2020 and 2019

	2020		2019	
	Number	Percent Share	Number	Percent Share
Male	2,604	56.0	2,620	56.7
Female	2,044	44.0	2,004	43.3
<b>Total</b>	<b>4,648</b>	<b>100.0</b>	<b>4,624</b>	<b>100.0</b>

Source: Philippine Statistics Authority, Civil Registration Service, Vital Statistics Division

Table 3: Number and Percent Share of Registered Deaths by Month, City of Marikina: Year 2020 and 2019

Month	2020		2019	
	Number	Percent Share	Number	Percent Share
January	411	8.8	509	11.0
February	335	7.2	405	8.8
March	385	8.3	351	7.6
April	369	7.9	391	8.5
May	426	9.2	354	7.7
June	389	8.4	348	7.5
July	458	9.9	357	7.7
August	485	10.4	337	7.3
September	349	7.5	417	9.0
October	332	7.1	364	7.9
November	348	7.5	362	7.8
December	361	7.8	429	9.3
<b>Total</b>	<b>4,648</b>	<b>100.0</b>	<b>4,624</b>	<b>100.0</b>

Source: Philippine Statistics Authority, Civil Registration Service, Vital Statistics Division

Table 4: Number and Percent Share of Registered Deaths by Attendant in the City of Marikina: Year 2020 and 2019

Attendant	2020		2019	
	Number	Percent Share	Number	Percent Share
Private Physician	861	18.5	327	7.1
Public Health Officer	125	2.7	16	0.3
Hospital Authority	2,583	55.6	3,063	66.2
None	900	19.4	1,173	25.4
Others	106	2.3	4	0.1
Not Stated	73	1.6	41	0.9
<b>Total</b>	<b>4,648</b>	<b>100.0</b>	<b>4,624</b>	<b>100.0</b>

Source: Philippine Statistics Authority, Civil Registration Service, Vital Statistics Division

Table 5: Total Registered Deaths by Place of Occurrence in the City of Marikina: Year 2020 and 2019

Place of Occurrence	2020		2019	
	Number	Percent Share	Number	Percent Share
Hospital	2,853	61.4	3,220	69.6
Home	1,790	38.5	1,403	30.3
Others	5	0.1	1	0.0
<b>Total</b>	<b>4,648</b>	<b>100.0</b>	<b>4,624</b>	<b>100.0</b>

Source: Philippine Statistics Authority, Civil Registration Service, Vital Statistics Division

Table 6: Total Number of Deaths by Age Group in the City of Marikina: Year 2020 and 2019

Age Group	2020		2019	
	Number	Percent Share	Number	Percent Share
0-28 days	141	3.0	170	3.7
1-11 months	52	1.1	101	2.2
1-9 yrs old	52	1.1	109	2.4
10-19 yrs old	68	1.5	96	2.1
20-29 yrs old	187	4.0	185	4.0
30-39 yrs old	281	6.0	276	6.0
40-49 yrs old	455	9.8	444	9.6
50-59 yrs old	784	16.9	724	15.7
60-69 yrs old	1,028	22.1	957	20.7
70-79 yrs old	882	19.0	828	17.9
80-89 yrs old	586	12.6	580	12.5
90-98 yrs old	127	2.7	153	3.3
99 and over	5	0.1	1	0.0
<b>Total</b>	<b>4,648</b>	<b>100.0</b>	<b>4,624</b>	<b>100.0</b>

Source: Philippine Statistics Authority, Civil Registration Service, Vital Statistics Division

Table 7: Top 10 Causes of Death by Sex in the City of Marikina: 2020

Leading Cause/Sex	Number
<b>BOTH SEXES</b>	
<i>All causes of death</i>	4,648
Acute myocardial infarction	879
Coronavirus disease (COVID-19)	565
Type 2 diabetes mellitus	244
Pneumonia, organism unspecified	240
Intracerebral haemorrhage	218
Respiratory tuberculosis,	158
Cerebral infarction	117
Unspecified diabetes mellitus	95
Malignant neoplasm of breast	93
Hypertensive heart disease	88
<i>Other causes of death</i>	1,951



**MALE**

<i>All causes of death</i>	2,604
Acute myocardial infarction	533
Coronavirus disease (COVID-19)	313
Type 2 diabetes mellitus	122
Pneumonia, organism unspecified	129
Intracerebral haemorrhage	145
Respiratory tuberculosis,	103
Cerebral infarction	69
Unspecified diabetes mellitus	56
Hypertensive heart disease	49
Other ill-defined and unspecified causes of mortality	18
<i>Other causes of death</i>	1,067

**FEMALE**

<i>All causes of death</i>	2,044
Acute myocardial infarction	346
Coronavirus disease (COVID-19)	252
Type 2 diabetes mellitus	122
Pneumonia, organism unspecified	111
Malignant neoplasm of breast	93
Intracerebral haemorrhage	73
Respiratory tuberculosis,	55
Cerebral infarction	48
Unspecified diabetes mellitus	39
Hypertensive heart disease	39
<i>Other causes of death</i>	866

---

Source: Philippine Statistics Authority, Civil Registration Service, Vital Statistics Division