



SPECIAL RELEASE

DEATH STATISTICS IN THE CITY OF MARIKINA: Year 2021

Date of Release: June 29, 2023
Reference No.: 2023-SR-019 (PSOII)

Civil Registration is a continuous, permanent and compulsory recording of vital events occurring in the life of an individual such as birth, marriage and death as well as court decrees, and legal instruments affecting the civil status of an individual in appropriate registers as mandated by Act no. 3753, the Civil Registry Code.

This special release presents data on death statistics which occurred in year 2021. Statistics were based on the death registered in the City of Marikina. The data on the number of deaths presented in this regular annual release were obtained from the vital events registered either timely or belatedly, at the City Civil Registry Office of the City of Marikina.

DEATH

City of Marikina death population decreases by 3.2 percent

There were 4,498 total registered deaths in the City of Marikina in the year 2021, recording a decrease of 3.2 percent from 4,648 of the previous year.

Table 1. Registered Deaths by Registration Status in the City of Marikina: 2021 and 2020

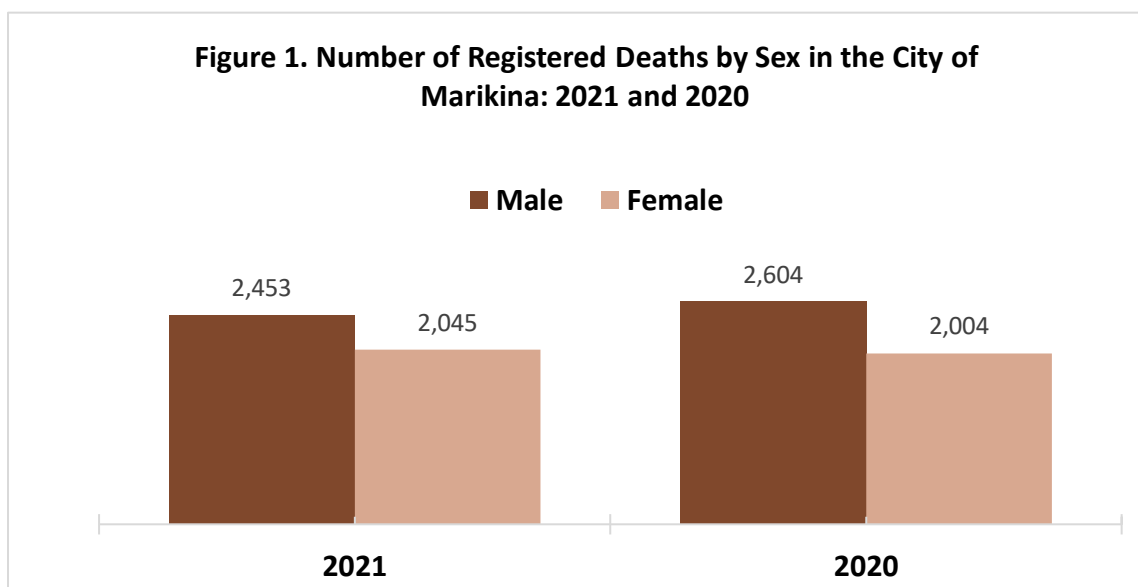
Year	Registration Status			
	Total	Timely	Late	Not Stated
2021	4,498	4,455	43	-
2020	4,648	4,578	70	-

Source: Philippine Statistics Authority, Civil Registration Service, Vital Statistics Division

Out of the total registered death for the year 2021, 4,455 or 99.0 percent were registered timely while 43 or 1.0 percent were registered late. (*Table 1*)

More males die than females

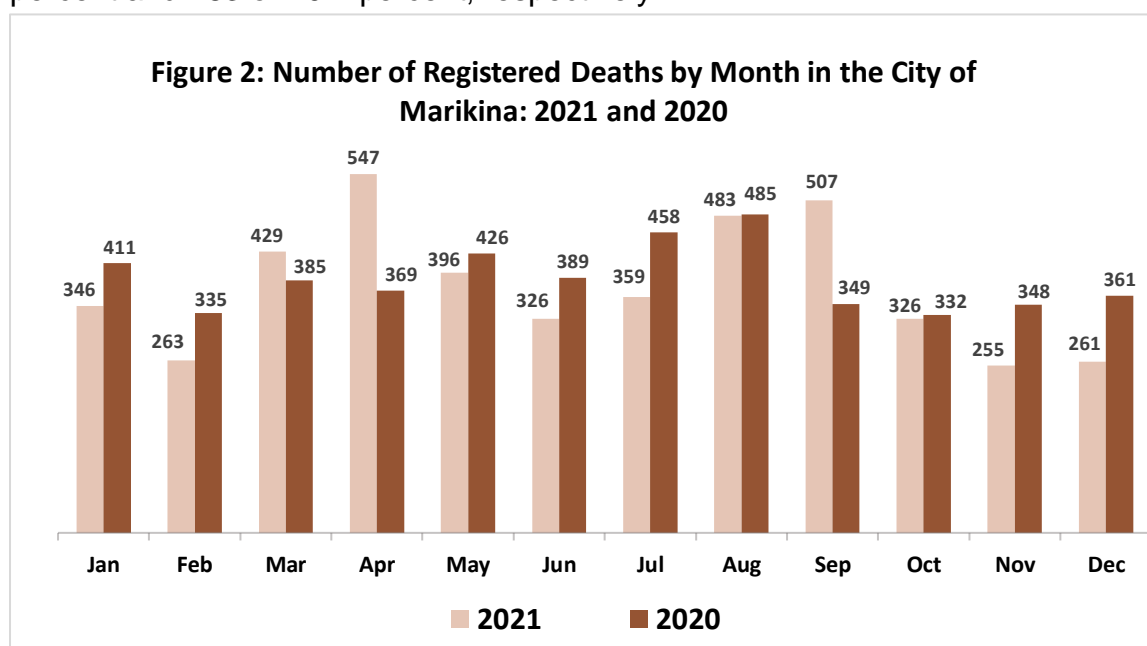
Male deaths with 2,453 or 54.5 percent outnumbered registered female deaths with 2,045 or 45.5 percent. On the average, there were about 12 persons who died daily in year 2021. The data by sex of the previous year when compared to this year figure showed a minimal difference with 2,604 or 56.0 percent for males and 2,004 or 44.0 percent for females. (Table 2)



Source: Philippine Statistics Authority, Civil Registration Service, Vital Statistics Division

April recorded the highest number of deaths

In the number of deaths by month, April recorded the highest figure with 547 or 12.2 percent of the total deaths, followed by September and August with 507 or 11.3 percent and 483 or 10.7 percent, respectively.



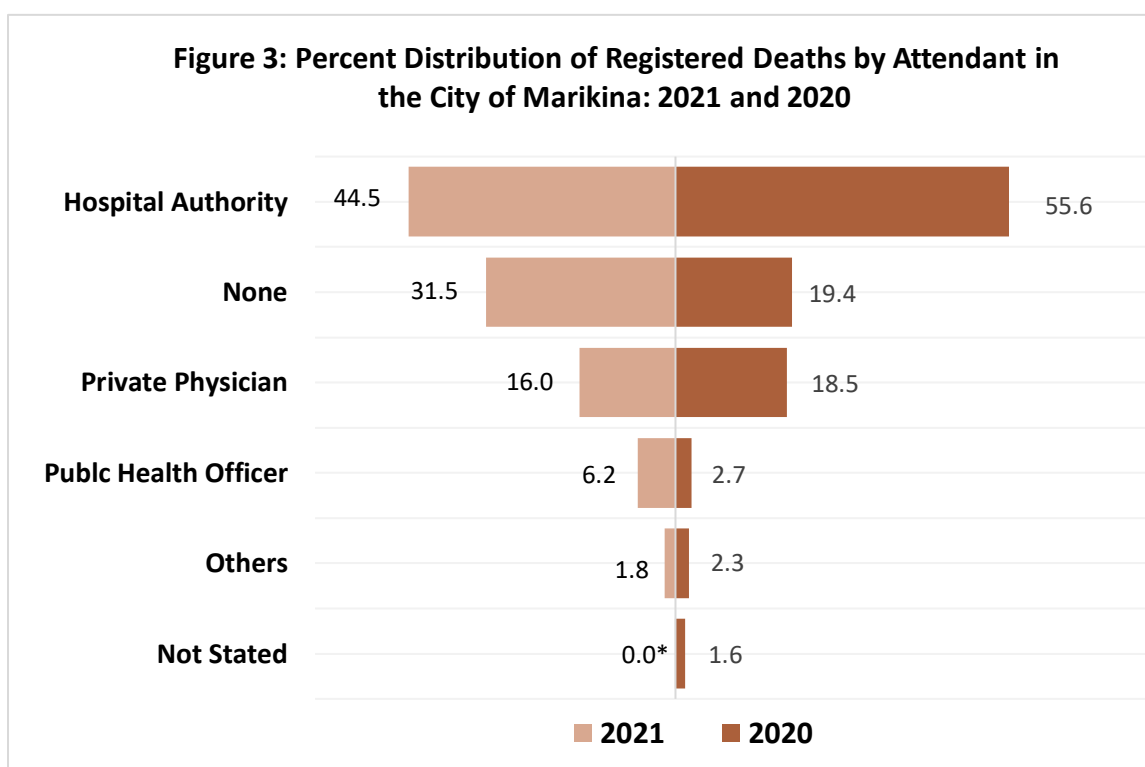
Source: Philippine Statistics Authority, Civil Registration Service, Vital Statistics Division

On the other hand, the highest number of registered deaths on the previous year was recorded in the month of August with 485 or 10.4 percent of the total registered deaths. (Table 3)

Two in Three deaths are medically attended

Out of the total reported deaths in the City of Marikina on 2021, 3,000 or 66.7 percent were medically attended. This was lower than the 3,569 or 76.8 percent recorded in the previous year.

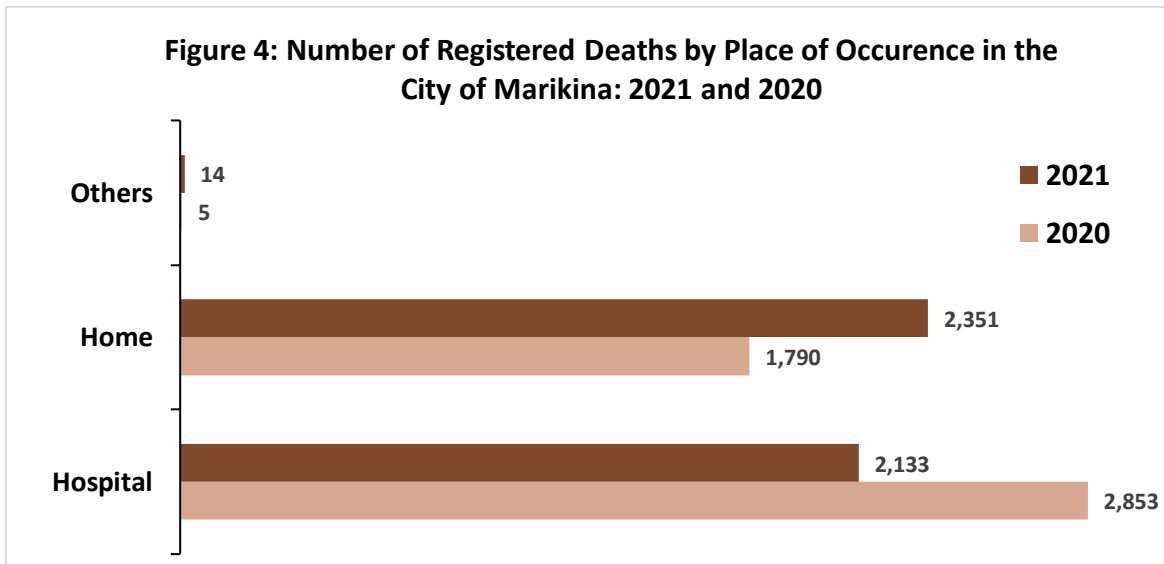
Medically attended deaths are those attended by health authority, private physician, public health officer, hospital authority and other skilled health personnel. (Table 4)



Source: Philippine Statistics Authority, Civil Registration Service, Vital Statistics Division
 Note: * values less than 0.05

Registered deaths by place of occurrence

Registered deaths in the City of Marikina in 2021 occurred mostly at home with 2,351 or 52.3 percent recording an increase of 31.3 percent from 1,790 or 38.5 percent cases in the year of 2020. (Table 5)

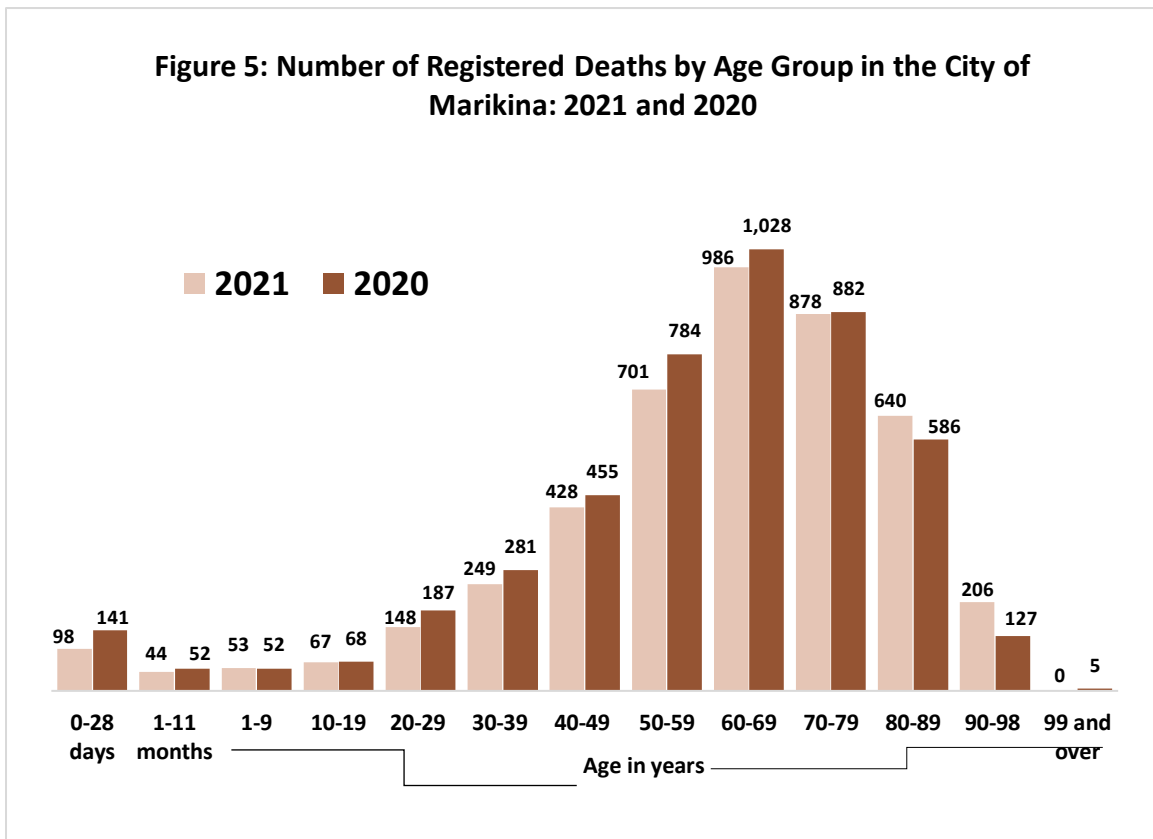


Source: Philippine Statistics Authority, Civil Registration Service, Vital Statistics Division

Persons in the age group 60 to 69 years recorded the highest deaths

Considering the age of the document owners, 986 or 21.9 percent of the total deaths were at Sixty (60) to Sixty-nine (69) years at the time of death. This was lower than the previous year where same age group recorded 1,028 or 22.1 percent deaths.

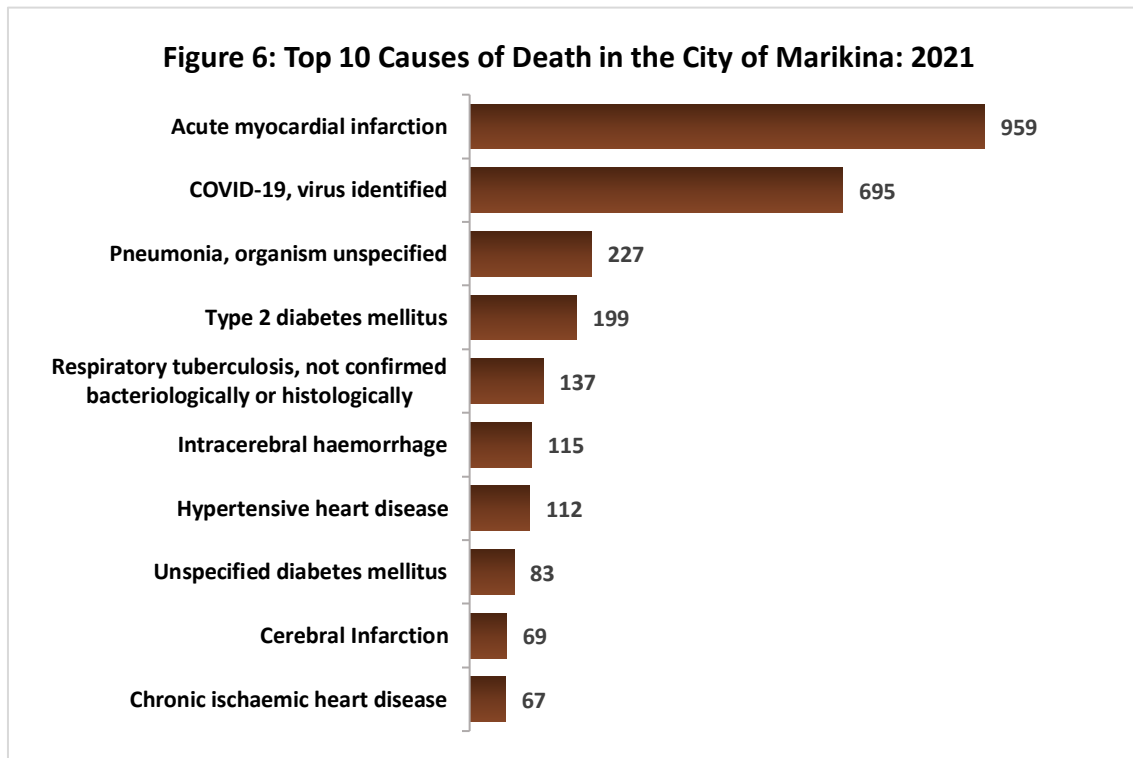
The second highest age group posted 878 or 19.5 percent of the total deaths who died at the age seventy (70) to seventy-nine (79). (Table 6)




Source: Philippine Statistics Authority, Civil Registration Service, Vital Statistics Division

Acute myocardial infarction is the most diagnosed cause of death in 2021

In the City of Marikina, acute myocardial infarction was the highest recorded cause of death in year 2021 with 959 or 21.3 percent of the total registered deaths. This was followed by Coronavirus disease 2019 (COVID-19) and Pneumonia with 695 or 15.5 percent and 227 or 5.0 percent, respectively. In the top causes of death by sex, a minimal difference in the ranking was observed this year. (Table 7)



Source: Philippine Statistics Authority, Civil Registration Service, Vital Statistics Division


MR. APOLINAR F. OBLEA
Chief Statistical Specialist

EXPLANATORY NOTES

Introduction

Vital statistics are derived from information obtained at the time when the occurrences of vital events and their characteristics are inscribed in a civil register. Vital acts and events are the births, deaths, fetal deaths, marriages, and all such events that have something to do with an individual's entrance and departure from life together with the changes in civil status that may occur to a person during his lifetime. Recording of these events in the civil register is known as vital or civil registration and the resulting documents are called vital records.

Definition of terms and concepts

Significant terminology and descriptions in the foregoing highlights and tables are defined below. Included are some items found in the certificates and summary measure used in describing the facts of events.

Death refers to the permanent disappearance of all evidence of life at any time after live birth has taken place (postnatal cessation of vital function without capability of resuscitation).

Daily Average refers to the arithmetic mean of birth, death or marriage occurrences per day.

Sex Ratio refers to the number of males per one hundred females.

Usual Residence refers to the place where the person habitually or permanently resides.

Place of Occurrence refers to the place where the vital event took place.

Content and Coverage of Publication

This report contains statistical tables and the highlights covering one of the vital events - deaths.

Table 2: Number and Percent Share of Registered Deaths by Sex in the City of Marikina: 2021 and 2020

	2021		2020	
	Number	Percent Share	Number	Percent Share
Male	2,453	54.5	2,604	56.0
Female	2,045	45.5	2,044	44.0
Total	4,498	100.0	4,648	100.0

Source: Philippine Statistics Authority, Civil Registration Service, Vital Statistics Division

Table 3: Number and Percent Share of Registered Deaths by Month of Death, City of Marikina: 2021 and 2020

Month	2021		2020	
	Number	Percent Share	Number	Percent Share
January	346	7.7	411	8.8
February	263	5.8	335	7.2
March	429	9.5	385	8.3
April	547	12.2	369	7.9
May	396	8.8	426	9.2
June	326	7.2	389	8.4
July	359	8.0	458	9.9
August	483	10.7	485	10.4
September	507	11.3	349	7.5
October	326	7.2	332	7.1
November	255	5.7	348	7.5
December	261	5.8	361	7.8
Total	4,498	100.0	4,648	100.0

Source: Philippine Statistics Authority, Civil Registration Service, Vital Statistics Division

Table 4: Number and Percent Share of Registered Deaths by Attendant in the City of Marikina: 2021 and 2020

Attendant	2021		2020	
	Number	Percent Share	Number	Percent Share
Private Physician	719	16.0	861	18.5
Public Health Officer	281	6.2	125	2.7
Hospital Authority	2,000	44.5	2,583	55.6
None	1,416	31.5	900	19.4
Others	80	1.8	106	2.3
Not Stated	2	0.0	73	1.6
Total	4,498	100.0	4,648	100.0

Source: Philippine Statistics Authority, Civil Registration Service, Vital Statistics Division

Table 5: Number and Percent Share of Registered Deaths by Place of Occurrence in the City of Marikina: 2021 and 2020

Place of Occurrence	2021		2020	
	Number	Percent Share	Number	Percent Share
Hospital	2,133	47.4	2,853	61.4
Home	2,351	52.3	1,790	38.5
Others	14	0.3	5	0.1
Total	4,498	100.0	4,648	100.0

Source: Philippine Statistics Authority, Civil Registration Service, Vital Statistics Division

Table 6: Number and Percent Share of Registered Deaths by Age Group in the City of Marikina: 2021 and 2020

Age Group	2021		2020	
	Number	Percent Share	Number	Percent Share
0-28 days	98	2.2	141	3.0
1-11 months	44	1.0	52	1.1
1-9 yrs old	53	1.2	52	1.1
10-19 yrs old	67	1.5	68	1.5
20-29 yrs old	148	3.3	187	4.0
30-39 yrs old	249	5.5	281	6.0
40-49 yrs old	428	9.5	455	9.8
50-59 yrs old	701	15.6	784	16.9
60-69 yrs old	986	21.9	1,028	22.1
70-79 yrs old	878	19.5	882	19.0
80-89 yrs old	640	14.2	586	12.6
90-98 yrs old	206	4.6	127	2.7
99 and over	0	0.0	5	0.1
Total	4,498	100.0	4,648	100.0

Source: Philippine Statistics Authority, Civil Registration Service, Vital Statistics Division

Table 7: Top 10 Causes of Death by Sex in the City of Marikina: 2021

Leading Cause/Sex	Number
BOTH SEXES	
<i>All causes of death</i>	4,498
Acute myocardial infarction	959
COVID-19, virus identified	695
Pneumonia, organism unspecified	227
Type 2 diabetes mellitus	199
Respiratory tuberculosis, not confirmed bacteriologically or histologically	137
Intracerebral haemorrhage	115
Hypertensive heart disease	112
Unspecified diabetes mellitus	83
Cerebral infarction	69
Chronic ischaemic heart disease	67
<i>Other causes of death</i>	1,835

MALE

<i>All causes of death</i>	2,453
Acute myocardial infarction	534
COVID-19, virus identified	393
Type 2 diabetes mellitus	113
Pneumonia, organism unspecified	103
Intracerebral haemorrhage	81
Respiratory tuberculosis, not confirmed bacteriologically or histologically	80
Hypertensive heart disease	56
Unspecified diabetes mellitus	43
Chronic ischaemic heart disease	39
Cerebral infarction	38
<i>Other causes of death</i>	973

FEMALE

<i>All causes of death</i>	2,045
Acute myocardial infarction	425
COVID-19, virus identified	302
Pneumonia, organism unspecified	124
Type 2 diabetes mellitus	86
Malignant neoplasm of breast	64
Respiratory tuberculosis, not confirmed bacteriologically or histologically	57
Hypertensive heart disease	56
Unspecified diabetes mellitus	40
Intracerebral haemorrhage	34
Stroke, not specified as haemorrhage or infarction	32
<i>Other causes of death</i>	825

Source: Philippine Statistics Authority, Civil Registration Service, Vital Statistics Division