



# SPECIAL RELEASE

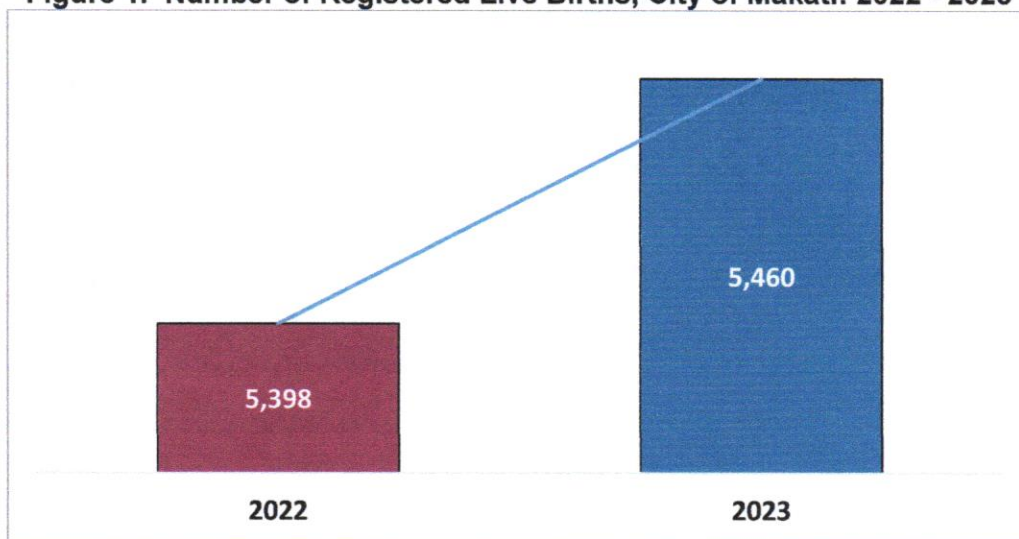
## Vital Statistics on Registered Live Births, City of Makati: 2023

Date of Release: 31 July 2024  
Reference No. 2024-0033

Based on the released data as of 28 June 2024, the National Capital Region (NCR) had 162,997 or 12.4 percent share from the total registered births of 1,310,456 in the country in 2023.

The City of Makati recorded 5,460 or 3.3 percent share from the total number of registered deaths in NCR in 2023, higher by 1.1 percent than the total registered births of 5,398 in 2022. On average, a total of 455 births were registered monthly or an average of 15 births daily.

**Figure 1. Number of Registered Live Births, City of Makati: 2022 - 2023**

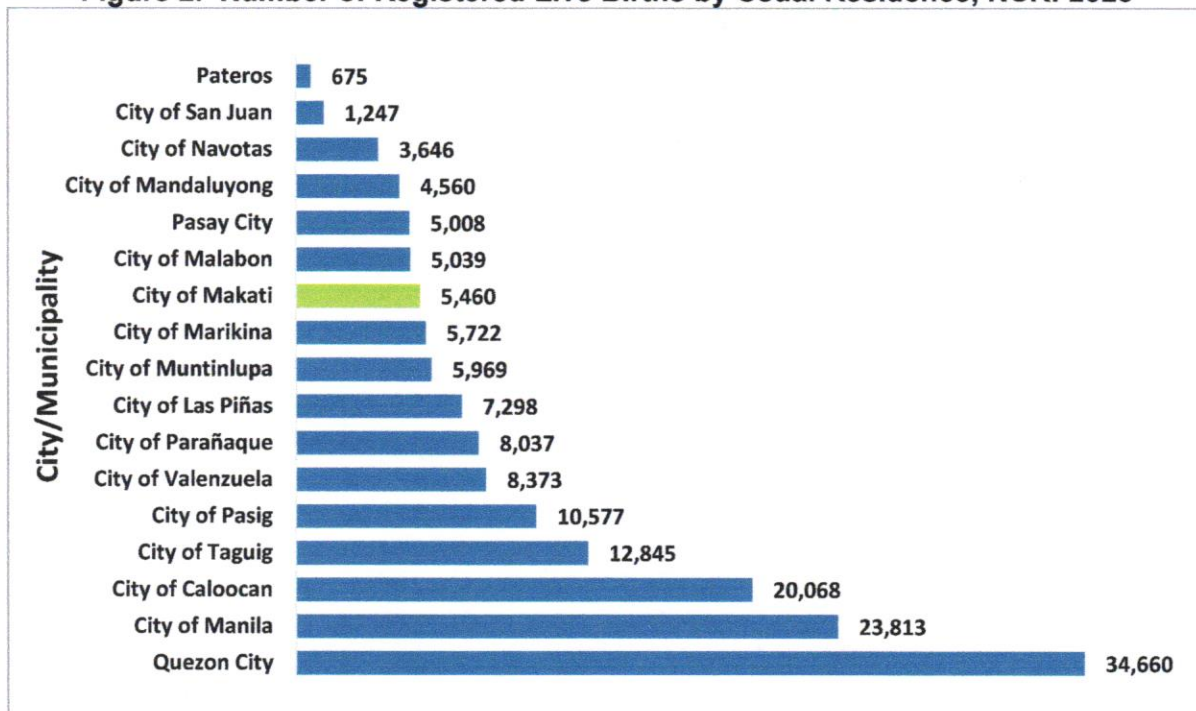


Source: Philippine Statistics Authority, Vital Statistics Division  
<https://www.psa.gov.ph/content/birth-marriage-and-death-statistics-2023-provisional-30-april-2024>

In NCR, Quezon City recorded the highest number of registered births with 34,660 (21.3 percent) while the Municipality of Pateros recorded the lowest with 675 (0.4 percent) births. The City of Makati ranked 11<sup>th</sup> with the lowest number of births in NCR from January to December 2023. Refer to Table 1 and Figure 2.



**Figure 2. Number of Registered Live Births by Usual Residence, NCR: 2023**

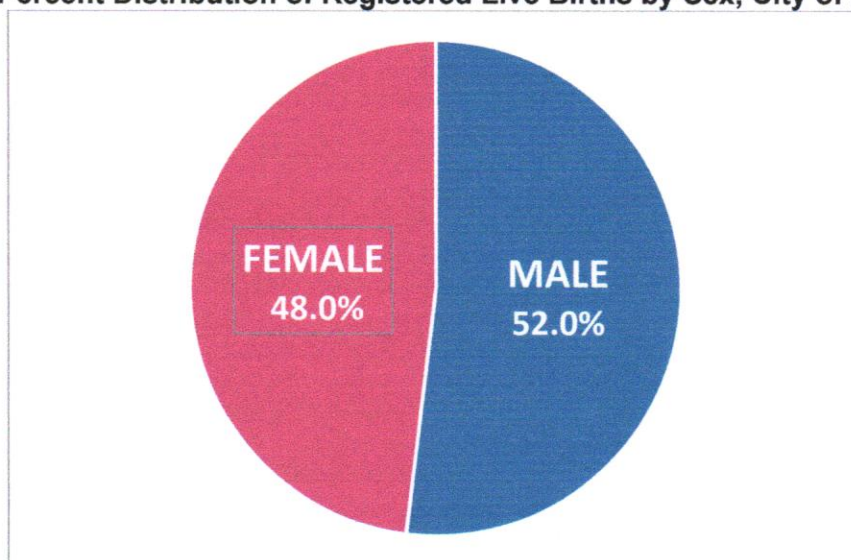


Source: Philippine Statistics Authority, Vital Statistics Division  
<https://www.psa.gov.ph/content/birth-marriage-and-death-statistics-2023-provisional-30-april-2024>

**More live births on males than females**

There were more live births on males than females in the City of Makati in 2023. Out of 5,460 registered live births, 52 percent were males while 48 percent were females. See Table 1 and Figure 3.

**Figure 3. Percent Distribution of Registered Live Births by Sex, City of Makati: 2023**

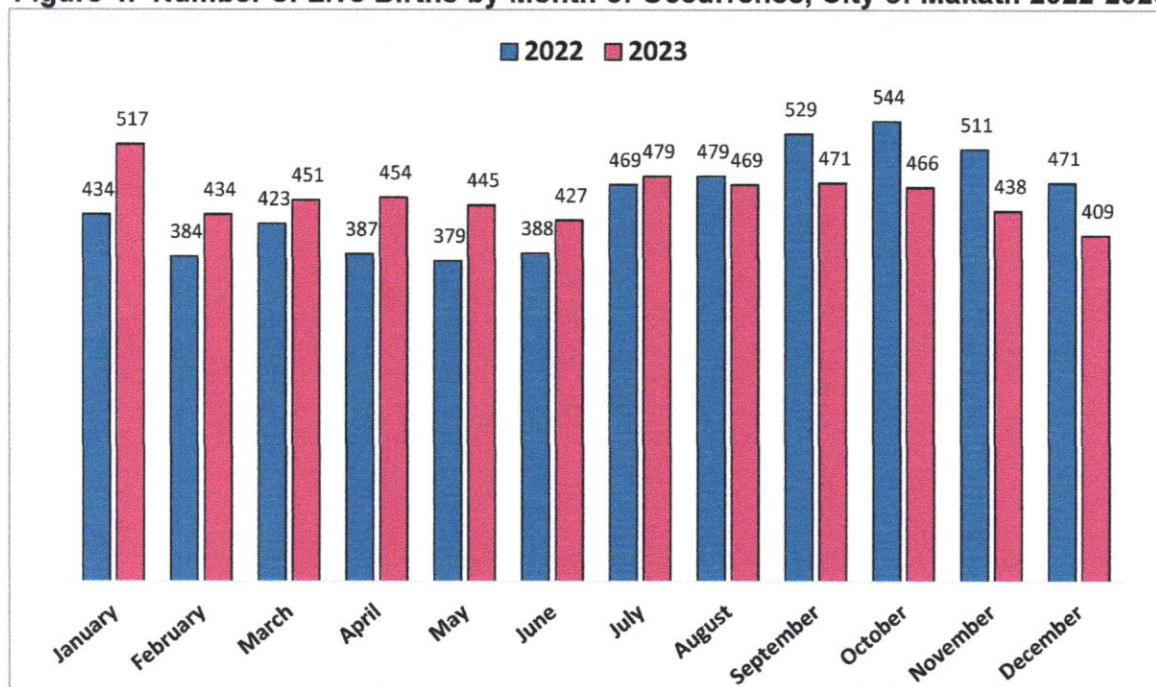


Source: Philippine Statistics Authority, Vital Statistics Division  
<https://www.psa.gov.ph/content/birth-marriage-and-death-statistics-2023-provisional-30-april-2024>

## January recorded the highest number of live births

Figure 4 presents the months with the highest and lowest number of registered live births from 2022 to 2023 in the City of Makati. October in 2022 recorded the highest with 10.0 percent share (544), from the total number of live births of 5,398, while January in 2023 registered the highest number of live births with a total of 517 or 9.5 percent share.

**Figure 4. Number of Live Births by Month of Occurrence, City of Makati: 2022-2023**



Source: Philippine Statistics Authority, Vital Statistics Division

<https://www.psa.gov.ph/content/birth-marriage-and-death-statistics-2023-provisional-30-april-2024>

**Table 1. Number of Registered Live Births by Sex, City of Makati: 2023**

REGION, PROVINCE, CITY	Total Registered Live Births (by Usual Residence)	Male	Female
PHILIPPINES	1,310,456	681,986	628,470
NATIONAL CAPITAL REGION (NCR)	162,997	84,826	78,171
City of Makati	5,460	2,837	2,623

Source: Philippine Statistics Authority, Vital Statistics Division

<https://www.psa.gov.ph/content/birth-marriage-and-death-statistics-2023-provisional-30-april-2024>

## Explanatory Notes

Data on the number of births (vital events) presented in this release were obtained from the Certificate of Live Birth (Municipal Form No. 102) that were timely and late registered births at the appropriate Office of the City/Municipal Civil Registrars all throughout the country and subsequently submitted for encoding to the Office of the Civil Registrar General through the Provincial Statistical Offices (PSOs) of the Philippine Statistics Authority (PSA). The information presented includes vital events that occurred from January to December 2023 based on data files received by the PSA - Civil Registration Service (CRS) from the PSOs and has undergone initial processing as of 30 April 2024. Thus, the figures presented herein are still provisional and may differ from the final count. The vital events of Filipinos abroad are not yet included in this release, but Filipinos whose usual residence is abroad and foreign nationals with vital events occurring in the country during the reference period.

**Vital Statistics** are derived from information obtained at the time when the occurrences of vital events and their characteristics are inscribed in a civil register. Vital acts and events are the birth, deaths and marriages, and all such events that have something to do with an individual's entrance and departure from life together with the changes in civil status that may occur to a person during his lifetime. Recording of these events in the civil register is known as vital or civil registration and the resulting documents are vital records.

**Counts on Births** include individuals who are born in the Philippines whose usual residence is in a foreign country.

**Live Birth** is a complete expulsion or extraction from its mother of a product of conception, irrespective of the duration of the pregnancy, which after such separation, breathes or shows any other evidence of life, such as beating of the heart, pulsation of the umbilical cord, or definite movement of voluntary muscles, whether or not the umbilical cord has been cut or placenta is attached; each product of such birth is considered live born.

**Usual Residence of Live Births** refers to place where the live birth took place.

**Daily Average** refers to the arithmetic mean of live birth occurrences per day.

**Monthly Average** refers to the arithmetic mean of live birth occurrences per month.

For more details, please visit [www.psa.gov.ph](http://www.psa.gov.ph); [www.rssoncr.psa.gov.ph/NCRIII](http://www.rssoncr.psa.gov.ph/NCRIII)



---

**NARCISO H. DINO**  
(Supervising Statistical Specialist)  
Officer-In-Charge  
NCR III Provincial Statistics Office



JCP/MFU/RMS/LVF