



Republic of the Philippines

Philippine Statistics Authority

NCR Provincial Statistical Office II – Quezon City and City of Marikina

SPECIAL RELEASE

MARRIAGE STATISTICS IN QUEZON CITY: 2021

Date of Release: June 29, 2023

Reference No.: 2023-SR-021 (PSO II)

Civil Registration is a continuous, permanent and compulsory recording of vital events occurring in the life of an individual such as birth, marriage and death as well as court decrees, and legal instruments affecting the civil status of an individual in appropriate registers as mandated by Act no. 3753, the Civil Registry Code.

This special release presents data on marriage statistics which occurred in year 2021. Statistics were based on the marriages registered in Quezon City. The data on the number of marriages presented in this regular annual release were obtained from the vital events registered either timely or belatedly, at the City Civil Registry Office of Quezon City.

Marriages

Registered marriages in Quezon City increases by 40.1 percent

There were 13,200 marriages recorded in Quezon City for the year 2021, recording an increase of 40.1 percent from the 9,420 figure of the previous year.

Table 1. Registered Marriages by Registration Status in Quezon City: 2021 and 2020

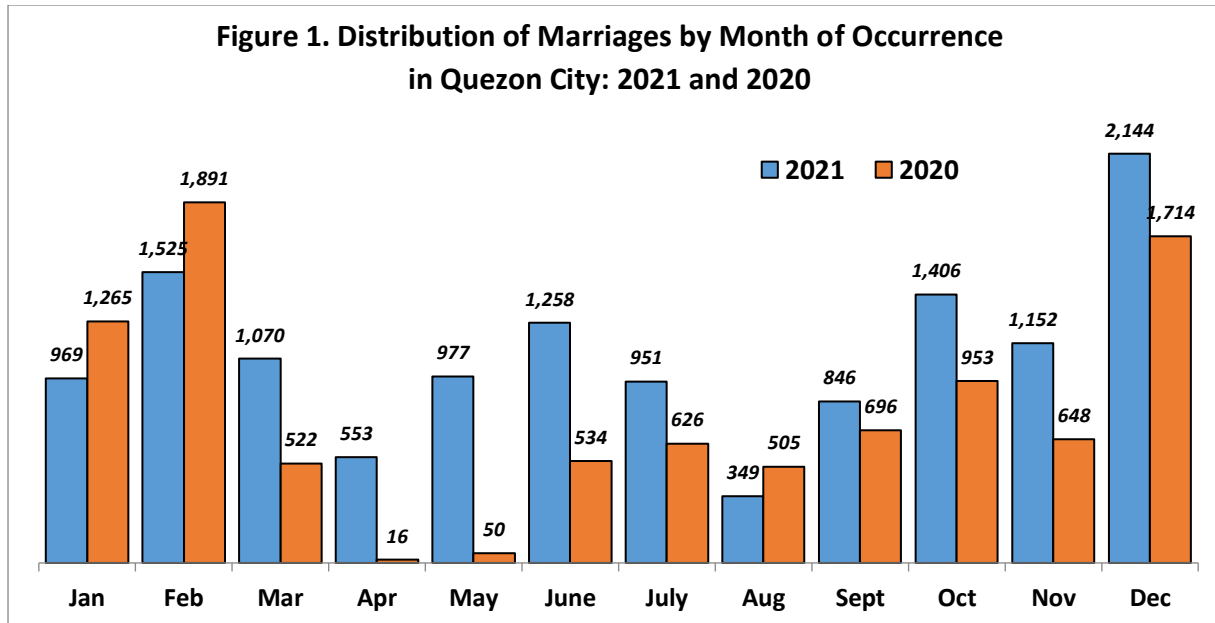
Year	Registration Status			
	Total	Timely	Late	Not Stated
2021	13,200	12,016	1,184	-
2020	9,420	9,089	331	-

Source: Philippine Statistics Authority, Civil Registration Service, Vital Statistics Division

Out of the total marriages, 12,016 or 91.0 percent were registered timely while 1,184 or 9.0 percent were registered late. These data recorded a minimal difference in the percentage of timely and late registered marriages for 2020, with 96.5 percent and 3.5 percent, respectively. (*Table 1*)

December posted the highest number of marriages in 2021

The highest number of marriages in 2021 occurred in December with 2,144 or 16.2 percent, followed by February with 1,525 or 11.6 percent and October with 1,406 or 10.7 percent of the total marriages. On the other hand, the highest number of marriages in the previous year was recorded in the month of February with 1,891 or 20.1 percent of the total marriages.

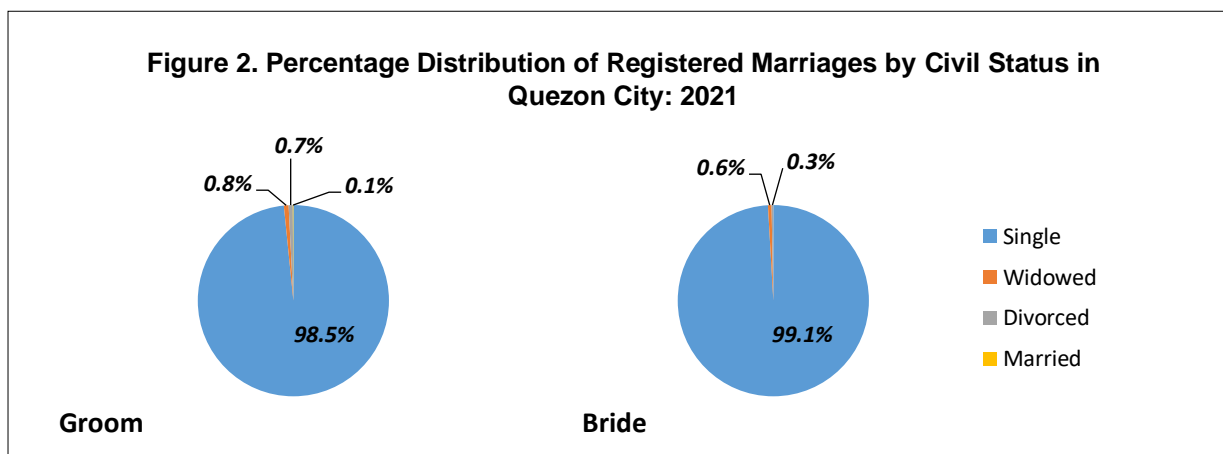


Source: Philippine Statistics Authority, Civil Registration Service, Vital Statistics Division

There was also a notable increase of registered marriages in April and May, from 16 in 2020 to 553 in 2021 and 50 in 2020 to 977 in 2021, respectively. (Table 2)

Remarried bride and groom

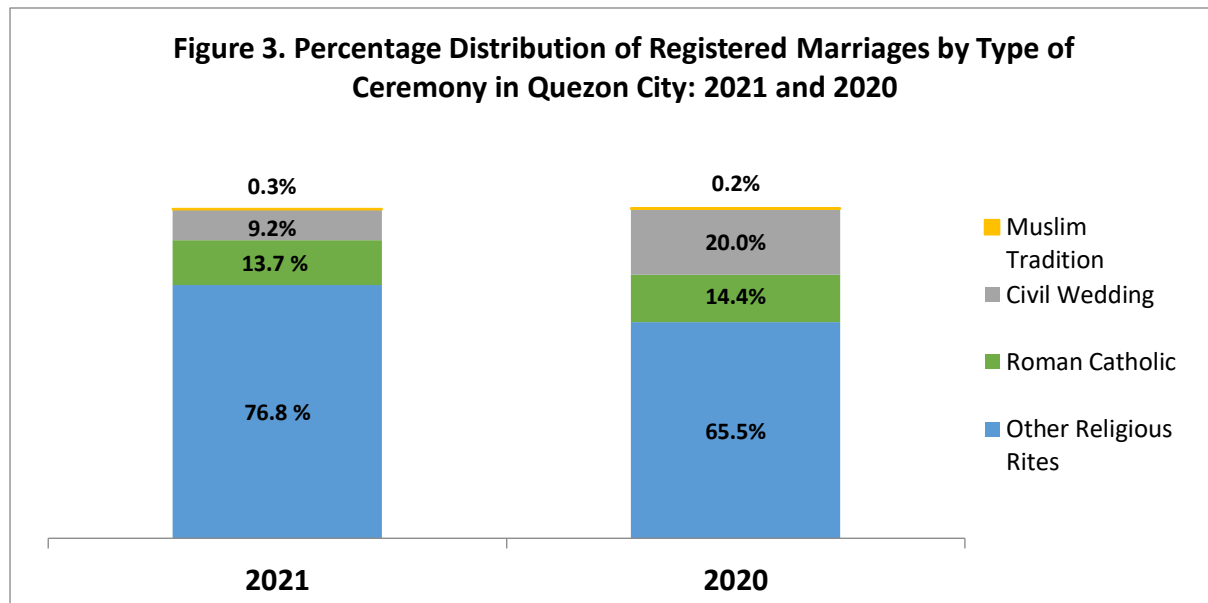
From the registered marriages in the city, 108 grooms or 0.8 percent and 78 brides or 0.6 percent of the total registered marriages were widowed while 87 grooms or 0.7 percent and 37 brides or 0.3 percent were divorced.



Source: Philippine Statistics Authority, Civil Registration Service, Vital Statistics Division

Three in four marriages are solemnized through other religious rites

To categorize the religion of the solemnizing officers who officiated the wedding ceremonies, generated data showed that 76.8 percent of the total marriages were solemnized through Other Religious Rites. This is higher than the percentage of the same category recorded in 2020 with 65.5 percent.




Source: Philippine Statistics Authority, Civil Registration Service, Vital Statistics Division

Other significant matrimonial ceremonies were officiated by Roman Catholic Church with 13.7 percent, Civil Wedding with 9.2 percent and Muslim Tradition with 0.3 percent. Out of the four types of ceremonies, only the civil ceremony showed a decrease of 35.4 percent based on the number of registered marriages from 1,880 in 2020 to 1,215 in 2021. (Table 3)

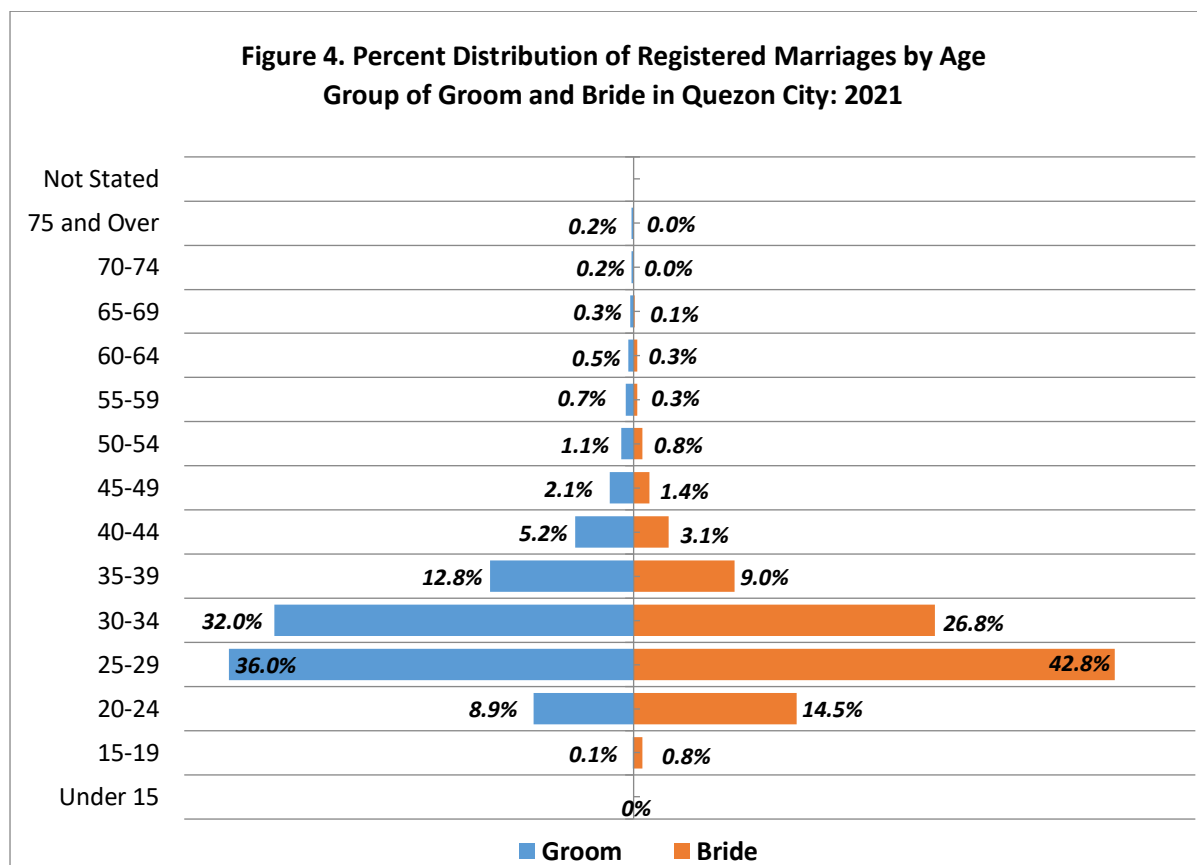
Women marry at an early age than men

In Quezon City, the median age of marriage for grooms and brides are 30 and 29, respectively. The median age of the groom is the same as in the previous year. (Table 4)



Most men and women marry at the age of 25 to 29

The highest recorded number of grooms and brides belonged to age group 25 to 29, with 4,751 or 36.0 percent for grooms and 5,656 or 42.8 percent for brides. This was followed by the age group 30 to 34 which comprised of 4,228 or 32.0 percent and 3,542 or 26.8 percent for grooms and brides, respectively. (Table 4)



Source: Philippine Statistics Authority, Civil Registration Service, Vital Statistics Division

Teenage marriages

There were 18 or 0.1 percent of the registered grooms and 102 or 0.8 percent of the registered brides who entered the wedding ceremony at the age of 19 years old and below in the period of 2021. (Table 4)


APOLINAR F. OBLEA
 Chief Statistical Specialist

EXPLANATORY NOTES

Introduction

Vital statistics are derived from information obtained at the time when the occurrences of vital events and their characteristics are inscribed in a civil register.

Vital acts and events are the births, deaths, fetal deaths, marriages, and all such events that have something to do with an individual's entrance and departure from life together with the changes in civil status that may occur to a person during his lifetime. Recording of these events in the civil register is known as vital or civil registration and the resulting documents are called vital records.

Definition of terms and concepts

Significant terminology and descriptions in the foregoing highlights and tables are defined below. Included are some items found in the certificates and summary measure used in describing the facts of events.

Marriage is a contract of permanent union between a man and a woman entered into in accordance with law for the establishment of conjugal and family life.

Daily Average refers to the arithmetic mean of marriage occurrences per day.

Sex Ratio refers to the number of males per one hundred females.

Usual Residence refers to the place where the person habitually or permanently resides.

Place of Occurrence refers to the place where the vital event took place.

Content and Coverage of Publication

This report contains statistical tables and the highlights covering one of the vital events - marriages

Table 2. Number and Percent Distribution of Registered Marriages by Month of Occurrence in Quezon City: 2021 and 2020

Month of Occurrence	2021		2020	
	Number	Percent Share	Number	Percent Share
January	969	7.3	1,265	13.4
February	1,525	11.6	1,891	20.1
March	1,070	8.1	522	5.5
April	553	4.2	16	0.2
May	977	7.4	50	0.5
June	1,258	9.5	534	5.7
July	951	7.2	626	6.6
August	349	2.6	505	5.4
September	846	6.4	696	7.4
October	1,406	10.7	953	10.1
November	1,152	8.7	648	6.9
December	2,144	16.2	1,714	18.2
Total	13,200	100.0	9,420	100.0

Source: Philippine Statistics Authority, Civil Registration Service, Vital Statistics Division

Table 3. Registered Marriages by Type of Ceremony in Quezon City: 2021 and 2020

Year	Type of Ceremony						
	Total	Roman Catholic Church	Civil	Muslim	Tribal	Other Religious Rites	Not Stated
2021	13,200	1,814	1,215	37	-	10,134	-
2020	9,420	1,354	1,880	16	-	6,170	-

Source: Philippine Statistics Authority, Civil Registration Service, Vital Statistics Division

Table 4. Number and Percent Distribution of Registered Marriages by Age Group of Brides and Grooms in Quezon City: 2021 and 2020

Age Group	2021				2020			
	Groom		Bride		Groom		Bride	
	Number	Percent Share	Number	Percent Share	Number	Percent Share	Number	Percent Share
All Ages	13,200	100.0	13,200	100.0	9,420	100.0	9,420	100.0
Under 15	-	-	-	-	-	-	-	-
15-19	18	0.1	102	0.8	23	0.2	94	1.0
20-24	1,171	8.9	1,911	14.5	903	9.6	1,479	15.7
25-29	4,751	36.0	5,656	42.8	3,525	37.4	4,109	43.6
30-34	4,228	32.0	3,542	26.8	2,839	30.1	2,350	24.9
35-39	1,689	12.8	1,187	9.0	1,151	12.2	769	8.2
40-44	680	5.2	405	3.1	432	4.6	297	3.2
45-49	280	2.1	188	1.4	204	2.2	128	1.4
50-54	150	1.1	109	0.8	117	1.2	84	0.9
55-59	92	0.7	34	0.3	96	1.0	60	0.6
60-64	64	0.5	45	0.3	64	0.7	28	0.3
65-69	36	0.3	13	0.1	32	0.3	12	0.1
70-74	20	0.2	6	0.0	21	0.2	5	0.1
75 and	21	0.2	2	0.0	13	0.1	5	0.1
Not Stated	-	-	-	-	-	-	-	-
Median Age	30		29		30		28	

Source: Philippine Statistics Authority, Civil Registration Service, Vital Statistics Division

Table 5. Registered Marriages by Civil Status of Grooms and Brides in Quezon City: 2021

Civil Status	Groom		Bride	
	Frequency	Percent	Frequency	Percent
Single	12,997	98.5	13,084	99.1
Married	8	0.1	1	0.0
Widowed	108	0.8	78	0.6
Divorced	87	0.7	37	0.3
Total	13,200	100	13,200	100

Source: Philippine Statistics Authority, Civil Registration Service, Vital Statistics Division