



Republic of the Philippines

Philippine Statistics Authority

NCR Provincial Statistical Office II – Quezon City and City of Marikina

SPECIAL RELEASE

MARRIAGE STATISTICS IN THE CITY OF MARIKINA: 2021

Date of Release: June 29, 2023

Reference No.: 2023-SR-022 (PSO II)

Civil Registration is a continuous, permanent and compulsory recording of vital events occurring in the life of an individual such as birth, marriage and death as well as court decrees, and legal instruments affecting the civil status of an individual in appropriate registers as mandated by Act no. 3753, the Civil Registry Code.

This special release presents data on marriage statistics which occurred in year 2021. Statistics were based on the marriages registered in the City of Marikina. The data on the number of marriages presented in this regular annual release were obtained from the vital events registered either timely or belatedly, at the City Civil Registry Office of the City of Marikina.

Marriages

Registered marriages in the City of Marikina increases by 22.5 percent

There were 1,460 marriages recorded in the City of Marikina for the year 2021, recording an increase of 22.5 percent from the 1,192 figure of the previous year.

Table 1. Registered Marriages by Registration Status in the City of Marikina: 2021 and 2020.

Year	Registration Status			
	Total	Timely	Late	Not Stated
2021	1,460	1,424	36	-
2020	1,192	1,170	22	-

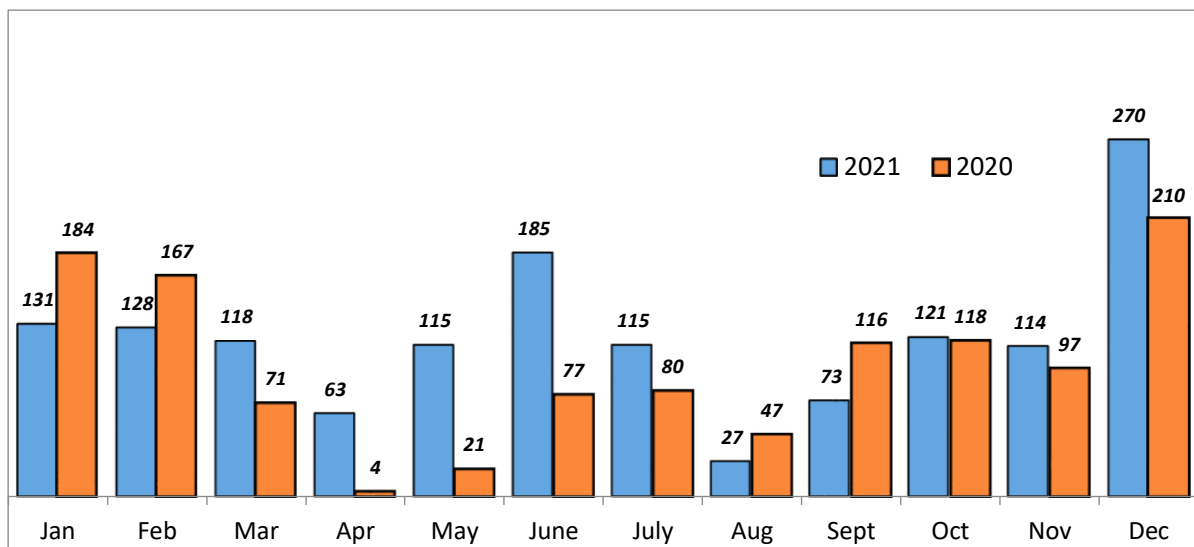
Source: Philippine Statistics Authority, Civil Registration Service, Vital Statistics Division

Out of the total marriages, 1,424 or 97.5 percent were registered timely while 36 or 2.5 percent were registered late. These data recorded a minimal difference with the percentage of timely and late registered marriages for 2020 with 98.2 percent and 1.8 percent, respectively. (Table 1)

Month of December posted the highest number of marriages

The month of December recorded the highest number of registered marriages with 270 or 18.5 percent of the total marriages. This was followed by the months of June and January with 185 or 12.7 percent, and 131 or 9.0 percent, respectively. The highest number of marriages in 2020 also occurred in December with 210 events.

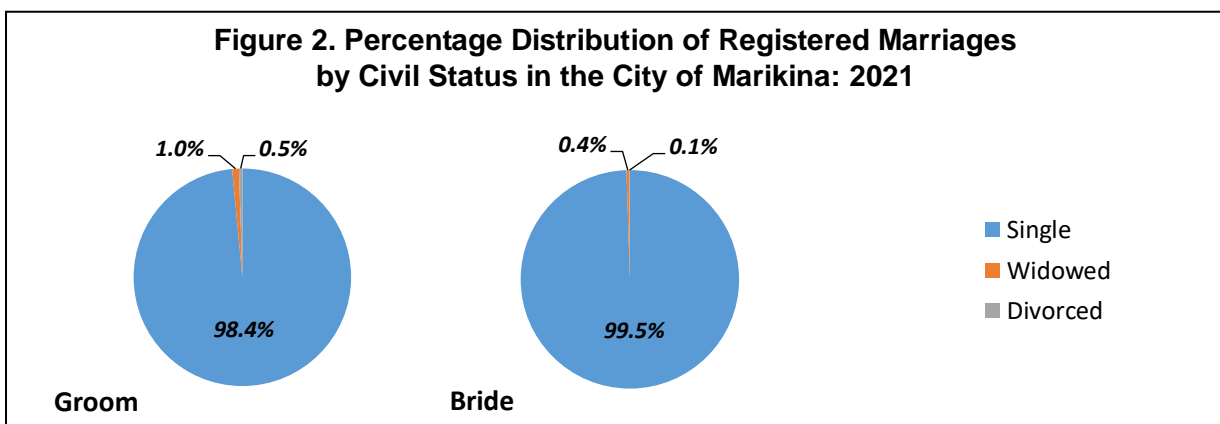
On the other hand, the lowest number of marriages during the year were registered in the month of August, with only 27 or 1.8 percent of the total registered marriages. (Table 2)



Source: Philippine Statistics Authority, Civil Registration Service, Vital Statistics Division

Remarried bride and groom

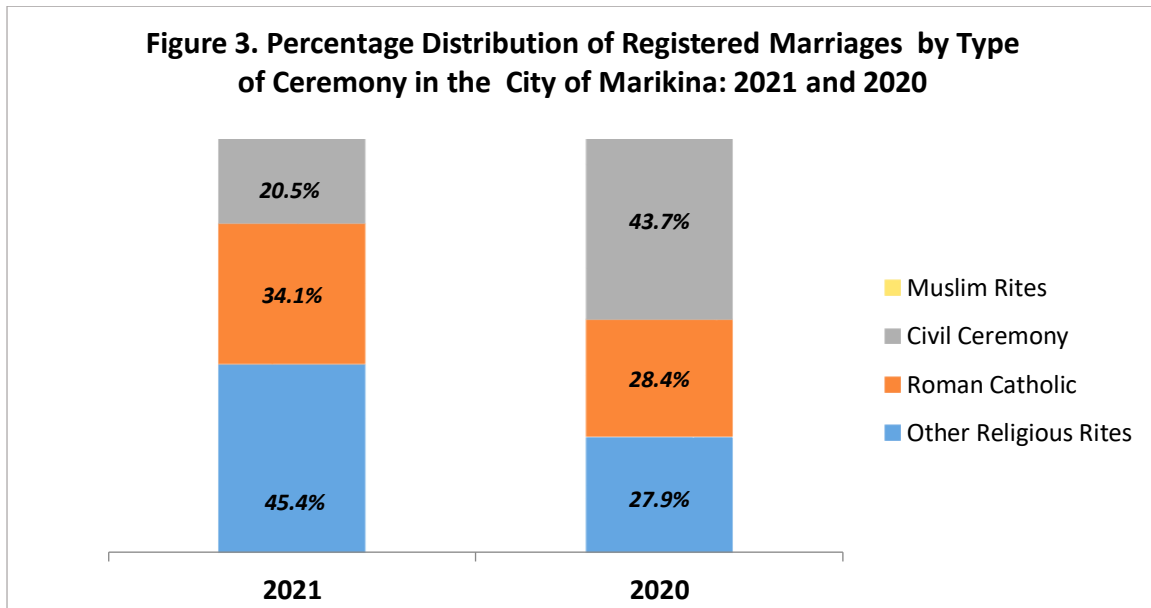
From the registered marriages in the City, 15 grooms or 1.0 percent and 6 brides or 0.4 percent of the total registered marriages were widowed while 8 grooms or 0.5 percent and 2 brides or 0.1 percent were divorced. (Table 5)



Source: Philippine Statistics Authority, Civil Registration Service, Vital Statistics Division

Four in nine marriages are solemnized through other religious rites

Of the total marriages registered in the City of Marikina, 663 or 45.4 percent were solemnized under other religious rites, recording an increase of 99.1 percent from the number of registered marriages on 2020 with 333 events. Other matrimonial ceremonies were officiated in Roman Catholic with 498 or 34.1 percent and civil ceremony with 299 or 20.5 percents of the total registered marriages. Meanwhile, there was no marriage event celebrated under Muslim and tribal rites during the year. (Table 3)



Source: Philippine Statistics Authority, Civil Registration Service, Vital Statistics Division

Women marry at an early age than men

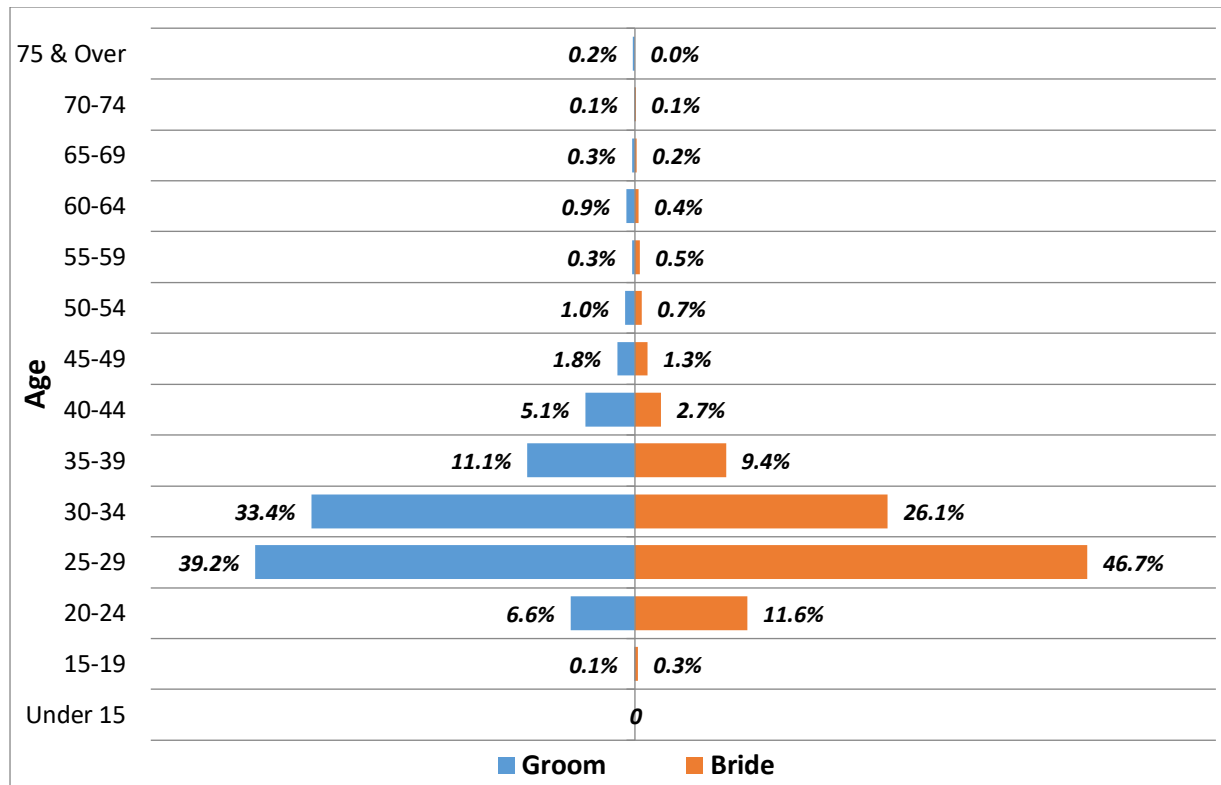
In the City of Marikina, the median age of marriage for grooms and brides are 30 and 29, respectively. The median ages are exactly the same as in the previous year. (Table 4)



Most men and women marry at the age of 25 to 29

The highest recorded number of grooms and brides belonged to age group 25 to 29, with 573 or 39.2 percent for grooms and 682 or 46.7 percent for brides. This was followed by the age group 30 to 34 which comprised of 487 or 33.4 percent and 381 or 26.1 percent for grooms and brides, respectively. (Table 4)

Figure 4. Percent Distribution of Registered Marriages by Age Group of Bride and Groom in the City of Marikina: 2021



Source: Philippine Statistics Authority, Civil Registration Service, Vital Statistics Division

Teenage marriages

There were only 1 or 0.1 percent of the registered grooms and 5 or 0.3 percent of the registered brides who entered the wedding ceremony at the age of 19 and below in the said year.


APOLINAR F. OBLEA
 Chief Statistical Specialist

EXPLANATORY NOTES

Introduction

Vital statistics are derived from information obtained at the time when the occurrences of vital events and their characteristics are inscribed in a civil register. Vital acts and events are the births, deaths, fetal deaths, marriages, and all such events that have something to do with an individual's entrance and departure from life together with the changes in civil status that may occur to a person during his lifetime. Recording of these events in the civil register is known as vital or civil registration and the resulting documents are called vital records.

Definition of terms and concepts

Significant terminology and descriptions in the foregoing highlights and tables are defined below. Included are some items found in the certificates and summary measure used in describing the facts of events.

Marriage is a contract of permanent union between a man and a woman entered into in accordance with law for the establishment of conjugal and family life.

Daily Average refers to the arithmetic mean of marriage occurrences per day.

Sex Ratio refers to the number of males per one hundred females.

Usual Residence refers to the place where the person habitually or permanently resides.

Place of Occurrence refers to the place where the vital event took place.

Content and Coverage of Publication

This report contains statistical tables and the highlights covering one of the vital events – marriages

Table 2. Registered Marriages by Month of Marriage in the City of Marikina: 2021 and 2020

Month	2021		2020	
	Frequency	Percent Share	Frequency	Percent Share
January	131	9.0	184	15.4
February	128	8.8	167	14.0
March	118	8.1	71	6.0
April	63	4.3	4	0.3
May	115	7.9	21	1.8
June	185	12.7	77	6.5
July	115	7.9	80	6.7
August	27	1.8	47	3.9
September	73	5.0	116	9.7
October	121	8.3	118	9.9
November	114	7.8	97	8.1
December	270	18.5	210	17.6
Total	1,460	100	1,192	100

Source: Philippine Statistics Authority, Civil Registration Service, Vital Statistics Division

Table 3. Registered Marriages by Type of Ceremony in the City of Marikina: 2021 and 2020

Year	Type of Ceremony						
	Total	Roman Catholic Church	Civil	Muslim	Tribal	Other Religious Rites	Not Stated
2021	1,460	498	299	-	-	663	-
2020	1,192	338	521	-	-	333	-

Source: Philippine Statistics Authority, Civil Registration Service, Vital Statistics Division

Table 4. Registered Marriages by 5 Year Age Group of Groom and Bride in the City of Marikina: 2021 and 2020.

Group Age	2021				2020			
	Groom		Bride		Groom		Bride	
	Frequency	Percent Share	Frequency	Percent Share	Frequency	Percent Share	Frequency	Percent Share
Total	1,460	100%	1,460	100%	1,192	100%	1,192	100%
Under 15	0	0.0	0	0.0	0	0.0	0	0.0
15 – 19	1	0.1	5	0.3	2	0.2	5	0.4
20 – 24	96	6.6	169	11.6	97	8.1	149	12.5
25 – 29	573	39.2	682	46.7	450	37.8	564	47.3
30 – 34	487	33.4	381	26.1	402	33.7	316	26.5
35 – 39	162	11.1	137	9.4	124	10.4	87	7.3
40 – 44	74	5.1	39	2.7	58	4.9	38	3.2
45 – 49	26	1.8	19	1.3	11	0.9	11	0.9
50 – 54	14	1.0	10	0.7	20	1.7	7	0.6
55 – 59	5	0.3	8	0.5	8	0.7	11	0.9
60 – 64	13	0.9	6	0.4	7	0.6	-	-
65 – 69	4	0.3	3	0.2	9	0.8	1	0.1
70 – 74	2	0.1	1	0.1	3	0.3	3	0.3
75 and Over	3	0.2	-	-	1	0.1	-	-
Not Stated	-	-	-	-	-	-	-	-
Median Age	30		29		30		29	

Source: Philippine Statistics Authority, Civil Registration Service, Vital Statistics Division

Table 5. Registered Marriages by Civil Status of Grooms and Brides in the City of Marikina : 2021

Civil Status	Groom		Bride	
	Frequency	Percent	Frequency	Percent
Single	1,437	98.4	1,452	99.5
Married	0	0.0	0	0.0
Widowed	15	1.0	6	0.4
Divorced	8	0.5	2	0.1
Total	1,460	100	1,460	100

Source: Philippine Statistics Authority, Civil Registration Service, Vital Statistics Division