



Republic of the Philippines

Philippine Statistics Authority

NCR Provincial Office II – Quezon City and City of Marikina

SPECIAL RELEASE

POPULATION OF BARANGAY CONCEPCION DOS, CITY OF MARIKINA

(Results based from 2015 Census of Population)

Date of Release: May 14, 2021

Reference No. 2020-SR-012 (POII)

The Census of Population, which is a complete enumeration of households in the country, is designed primarily to take an inventory of the population of all barangays in the Philippines as mandated by RA No. 10625 and Executive Order No. 352. It also collects information about some characteristics of the population such as age, sex, marital status, and highest grade completed.

This special release presents data on the population of Barangay Concepcion Dos, City of Marikina. Figures are based from the tabulated data of the 2015 Census of Population.

Total Population of Barangay Concepcion Dos Reaches 25,637

The total population of Barangay Concepcion Dos, City of Marikina reached 25,637 as of August 1, 2015. This accounts for 5.7 percent of the city's total population. The household population of Barangay Concepcion Dos constituted a sum of 25,622 while the remaining 15 people belonged to the institutional population or those residing in institutional living quarters such as hotels, hospitals, orphanages, homes for the aged, jails, and military camps.

Table 1. Total Population, Household Population, Institutional Population Brgy. Concepcion Dos, City of Marikina: 2015

Total Population	25,637
Household Population	25,622
Institutional Population	15

Source: Philippine Statistics Authority, 2015 Census of Population

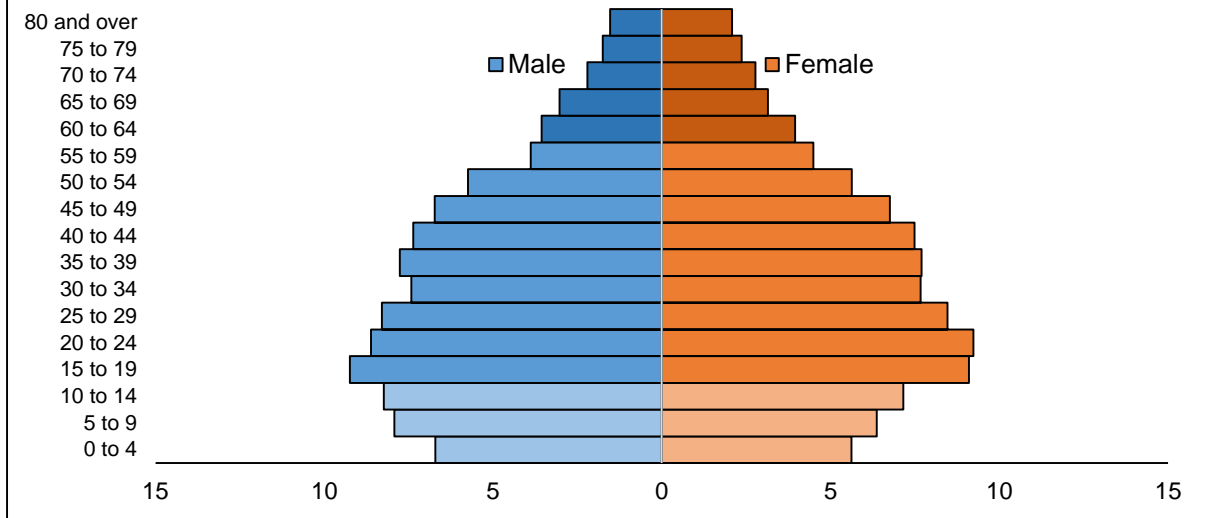
Of the household population, 11,921 or 46.5 percent were male while 13,701 or 53.5 percent were female. These figures resulted to a sex ratio of 87 males per 100 females.

Persons Aged 15 to 19 Years Comprise the Largest Age Group

The age-sex distribution of the population showed that persons aged 15 to 19 years comprised the largest age group, making up 9.2 percent of the household population. This was followed by those in the age groups 20 to 24 years (8.9 percent) and 25 to 29 years (8.4 percent).

Females outnumbered males in the age groups 0 to 54 years and in the older age groups, 55 years old and over. *Refer to Table 2 for details.*

Figure 1. Total Household Population by Sex and Age group in Brgy. Concepcion Dos, City of Marikina: 2015



Source: Philippine Statistics Authority, 2015 Census of Population

Median Age is 32 Years

In 2015, the median age of the household population of Barangay Concepcion Dos was 32. This means that half of the household population was younger than 32 years. This was higher than the median age of the City of Marikina which was 27 years.

Three in Four of the Household Population are of Voting Age

A total of 18,926 or 73.9 percent of the barangay's household populace belonged to the voting population or those aged 18 years and over. There were more female voters (10,363 or 54.8 percent) than male voters (8,563 or 45.2 percent). *Refer to Table 3 for details.*

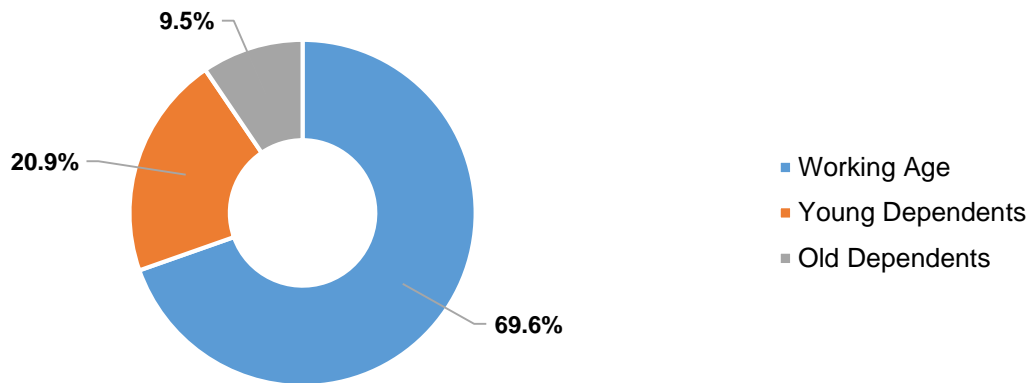
Senior Citizens Constitute 13.3 Percent of the Household Population

People who were regarded as senior citizens were those aged 60 years and over. In 2015, senior citizens made up 13.3 percent of the barangay's household population. Among the senior citizens, females (57.7 percent) outnumbered males (42.3 percent). *Refer to Table 2 for details.*

Overall Dependency Ratio Totals 44 Dependents

The overall dependency ratio of Barangay Concepcion Dos was 44, which indicates that for every 100 working-age population, there were about 44 dependents (30 young dependents and 14 old dependents). This was lower than the overall dependency ratio of the City of Marikina which was 48 dependents. *Refer to Table 4 for details.*

Figure 2. Total Household Population by Dependency Ratio in Brgy Concepcion Dos, City of Marikina: 2015



Source: Philippine Statistics Authority, 2015 Census of Population

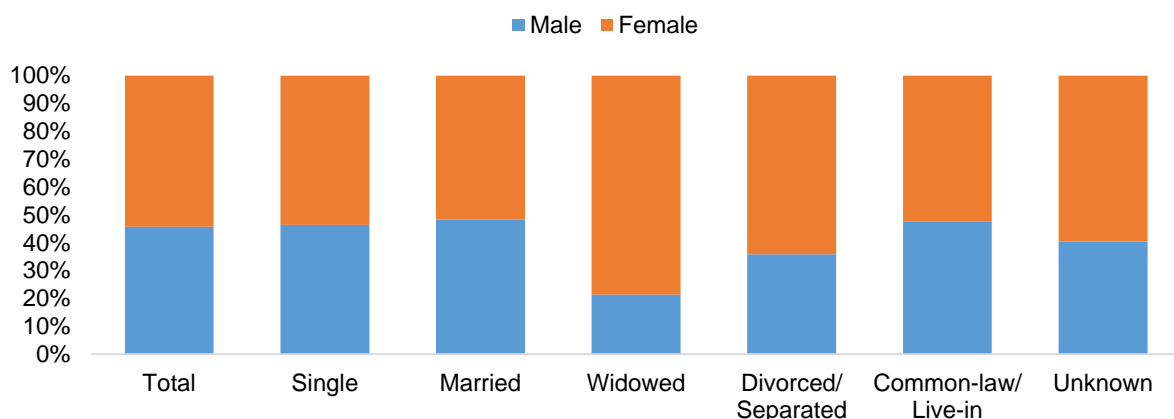
Five Elderly for Every Eight Children Below 15 Years

The ageing index or the proportion of persons aged 60 years and over per 100 persons under the age of 15 years in Barangay Concepcion Dos registered 63.5 percent. This translates to five persons aged 60 years and over for every eight children under 15 years old.

Never Been Married Persons Tally 49.9 Percent

Of the total household population 10 years old and over, 49.9 percent has never been married while 39.0 percent was married. The rest of the population was categorized as follows: widowed (4.9 percent), common-law/live-in (4.0 percent), divorced (2.0 percent) and unknown (0.2 percent). Among those who have never been married, a higher proportion in females (53.6 percent) than in males (46.4 percent) was recorded. Likewise, the proportion of females was higher than males among those who were widowed (78.6 percent), divorced/separated (64.2 percent), common-law/live-in (52.3 percent), married (51.6 percent) and unknown (59.5 percent). Refer to Table 5 for details.

Figure 3. Total Household Population 10 Years old and Over by Sex and Marital Status in Brgy. Concepcion Dos, City of Marikina: 2015



Source: Philippine Statistics Authority, 2015 Census of Population

Females Outnumber Males Among Baccalaureate Degree Holders

Of the total household population 5 years old and over, 41.4 percent were baccalaureate degree holders, 22.5 percent had attended or completed high school education, 16.9 percent were college undergraduates and 13.1 percent had attended or completed elementary school education. Among the baccalaureate degree holders, there were more females (53.8 percent) than males (46.2 percent). *Refer to Table 6 for details.*

Simple Literacy Rate is Recorded at 98.9 Percent

Barangay Concepcion Dos recorded a literacy rate of 98.9 percent which was slightly higher than the total literacy rate of the City of Marikina that was at 98.3 percent. Literacy rate was higher among females (99.1 percent) than males (98.6 percent). *Refer to Table 7 for details.*

Three in Every Five Persons are Engaged in a Gainful Activity

Approximately three in every five persons (59.5 percent) were engaged in gainful activity during the 12 months preceding the census. Among the major occupation groups, professionals comprised the largest group (21.4 percent). Clerical support workers came next (21.1 percent), followed by managers (15.8 percent). *Refer to Table 8 for details.*

Table 2. Total Household Population by Sex in Brgy Concepcion Dos, City of Marikina: 2015

Age Group	Total	Male	Female
Concepcion Dos	25,622	11,921	13,701
0 - 4	1,570	800	770
5 - 9	1,818	945	873
10 - 14	1,963	982	981
15 - 19	2,349	1,102	1,247
20 - 24	2,292	1,027	1,265
25 - 29	2,149	989	1,160
30 - 34	1,936	885	1,051
35 - 39	1,980	925	1,055
40 - 44	1,904	878	1,026
45 - 49	1,728	802	926
50 - 54	1,455	684	771
55 - 59	1,078	463	615
60 - 64	965	424	541
65 - 69	792	361	431
70 - 74	643	263	380
75 - 79	532	208	324
80 and over	468	183	285

Source: Philippine Statistics Authority, 2015 Census of Population

Table 3. Total Household Voting Population by Sex in Brgy Concepcion Dos, City of Marikina: 2015

City/ Brgy.	Total Household Voting Population	Male	Female
City of Marikina	300,719	143,389	157,330
Concepcion Dos	18,926	8,563	10,363

Source: Philippine Statistics Authority, 2015 Census of Population

Table 4. Total Household Population by Dependency Ratio in Brgy Concepcion Dos, City of Marikina: 2015

City/ Brgy.	Total Household Population	Young Dependent (0-14 years old)	Working Age (15-64 years old)	Old Dependent (65 and over)
City of Marikina	448,893	122,958	304,132	21,803
Concepcion Dos	25,622	5,351	17,836	2,435

Source: Philippine Statistics Authority, 2015 Census of Population

Table 5. Total Household Population 10 Years old and Over by Sex and Marital Status in Brgy. Concepcion Dos, City of Marikina: 2015

City/Brgy.	Total	Single	Married	Widowed	Divorced/ Separated	Common-law/Live-in	Unknown
City of Marikina	368,637	174,080	132,446	15,238	7,268	39,389	216
Concepcion Dos	22,234	11,089	8,675	1,094	447	887	42
Male	10,176	5,146	4,196	234	160	423	17
Female	12,058	5,943	4,479	860	287	464	25

Source: Philippine Statistics Authority, 2015 Census of Population

Table 6. Total Household Population 5 years old and over by Highest Grade Completed in Brgy Concepcion Dos, City of Marikina: 2015

City/ Brgy.	Total Household Population (5 years and over)	No Grade Completed	Preschool	Special Education	Elementary
City of Marikina	409,634	5,887	10,116	496	79,413
Concepcion Dos	24,052	275	421	36	3,153
Male	11,121	152	208	18	1,499
Female	12,931	123	213	18	1,654

Table 6 - Concluded

High School	Post Year Secondary	College Undergraduate	Baccalaureate Graduate	Post Baccalaureate	Not Reported
147,944	11,513	72,906	80,101	1,123	135
5,417	517	4,054	9,964	193	22
2,277	204	2,055	4,599	100	9
3,140	313	1,999	5,365	93	13

Source: Philippine Statistics Authority, 2015 Census of Population

Table 7. Total Household Population 5 years old and over by Literacy in Brgy. Concepcion Dos, City of Marikina: 2015

City/ Brgy.	Total Household Population (5 years and over)	Yes	No
City of Marikina	409,634	402,787	6,847
Concepcion Dos	24,052	23,783	269
Male	11,121	10,970	151
Female	12,931	12,813	118

Source: Philippine Statistics Authority, 2015 Census of Population

Table 8. Total Household Population 15 years old and over by Usual Activity / Occupation in Brgy. Concepcion Dos, City of Marikina: 2015

	Total Household Population (15 years and over)	Total Working	Managers	Professionals	Technicians and Associate Professionals	Clerical Support Workers
City of Marikina	325,935	192,484	19,611	20,557	15,993	31,980
Concepcion Dos	20,271	12,062	1,910	2,581	1,180	2,550

Table 8 – Concluded

Service and Sales Workers	Skilled Agricultural Forestry and Fishery Workers	Craft and Related Trades Workers	Plant and Machine Operators and Assemblers	Elementary Occupations	Armed Forces Occupations	Not Reported
36,730	668	20,628	17,954	27,667	145	551
1,037	34	425	688	1,586	12	59

Source: Philippine Statistics Authority, 2015 Census of Population

TECHNICAL NOTES

The 2015 Census of Population (POPCEN 2015) was undertaken by the Philippine Statistics Authority (PSA) in August 2015 as mandated by Republic Act No. 10625, otherwise known as the Philippine Statistics Act of 2013. It was the 14th census of population that was undertaken since the first census in 1903. POPCEN 2015 was designed to take an inventory of the total population all over the Philippines and collect information about their characteristics. Census day for the POPCEN 2015 was August 1, 2015 (12:01 a.m.). POPCEN 2015 made use of the de jure concept of enumeration wherein households and persons are enumerated in the area where they usually reside as of the census reference date. Enumeration lasted for about 25 days, from 10 August to 6 September 2015. Enumeration was extended until 15 September 2015 for large provinces and some highly urbanized cities.

Total population	the sum of the household population and institutional population. It also includes Filipinos in Philippine embassies, consulates, and missions abroad
Household population	comprises of persons who belong to a household, the basic criterion of which is the usual place of residence or the place where the person usually resides
Institutional population	the population enumerated in collective or institutional living quarters such as: dormitories/lodging houses, jails/prisons, military camps, convents/seminaries, and mental hospitals
Household	a social unit consisting of a person living alone or a group of persons who sleep in the same housing unit and have a common arrangement in the preparation and consumption of food
Age	the interval of time between a person's date of birth and the census reference date (1 August 2015). Expressed in completed years (as of last birthday), it is recorded in whole number
Median age	the age at which exactly half of the population is younger than this age and the other half is older than it
Overall dependency ratio	the ratio of persons in the dependent ages (under 15 years old and over 64 years old) to persons in the economically active or working ages (15 to 64 years old) in the population

Marital status the personal status of each individual with reference to the marriage laws or customs of the country

Simple literacy rate the proportion of persons aged 10 years and over who are able to read and write a simple message in any language or dialect

Highest grade / year completed the highest grade or year completed in school, college or university

Usual activity / occupation the kind of job or business, which a person aged 15 years and over was engaged in most of the time during the 12 months preceding the census



APOLINAR F. OBLEA
Chief Statistical Specialist