



Republic of the Philippines

Philippine Statistics Authority

NCR Provincial Office II – Quezon City and Quezon City

SPECIAL RELEASE

POPULATION OF BARANGAY DAMAYAN, QUEZON CITY

(Results based from 2015 Census of Population)

Date of Release: September 30, 2020

Reference No. 2020-SR-043 (POII)

The Census of Population, which is a complete enumeration of households in the country, is designed primarily to take an inventory of the population of all barangays in the Philippines as mandated by RA No. 10625 and Executive Order No. 352. It also collects information about some characteristics of the population such as age, sex, marital status, and highest grade completed.

This special release presents data on the population of Barangay Damayan, Quezon City. Figures are based from the tabulated data of the 2015 Census of Population.

Total Population of Barangay Damayan Reaches 8,716

The total population of Barangay Damayan, Quezon City reached 8,716 as of August 1, 2015. This accounts for 0.3 percent of the city's total population. The household population of Barangay Damayan was equal to its total population since there were no institutional population or those residing in institutional living quarters such as hotels, hospitals, orphanages, homes for the aged, jails, and military camps.

Table 1. Total Population, Household Population, Institutional Population Brgy. Damayan, Quezon City: 2015

Total Population	8,716
Household Population	8,716
Institutional Population	0

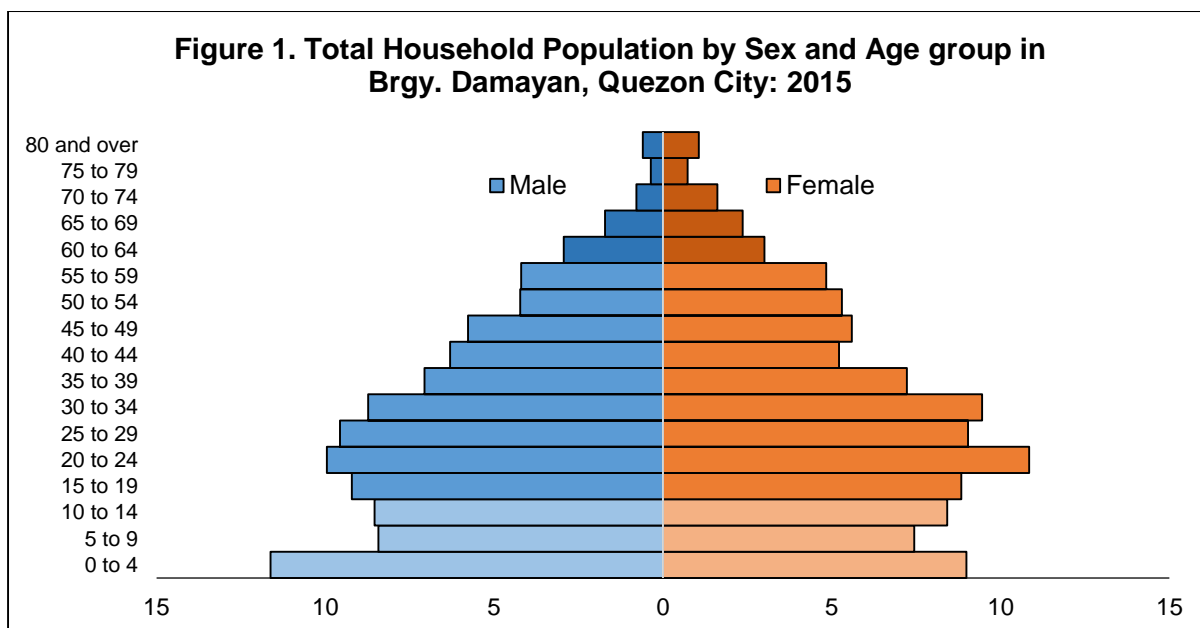
Source: Philippine Statistics Authority, 2015 Census of Population

Of the household population, 4,191 or 48.1 percent were male while 4,525 or 51.9 percent were female. These figures resulted to a sex ratio of 93 males per 100 females.

Persons Aged 20 to 24 Years Comprise the Largest Age Group

The age-sex distribution of the population showed that persons aged 20 to 24 years comprised the largest age group, making up 10.4 percent of the household population. This was followed by those in the age groups 0 to 4 years (10.3 percent) and 25 to 29 years (9.3 percent).

Females outnumbered males in the age groups 0 to 54 years and in the older age groups, 55 years old and over. *Refer to Table 2 for details.*



Median Age is 27 Years

In 2015, the median age of the household population of Barangay Damayan was 27. This means that half of the household population was younger than 27 years. This was higher than the median age of Quezon City which was 26 years.

Two in Three of the Household Population are of Voting Age

A total of 5,919 or 67.9 percent of the barangay's household populace belonged to the voting population or those aged 18 years and over. There were more female voters (3,154 or 53.3 percent) than male voters (2,765 or 46.7 percent). Refer to Table 3 for details.

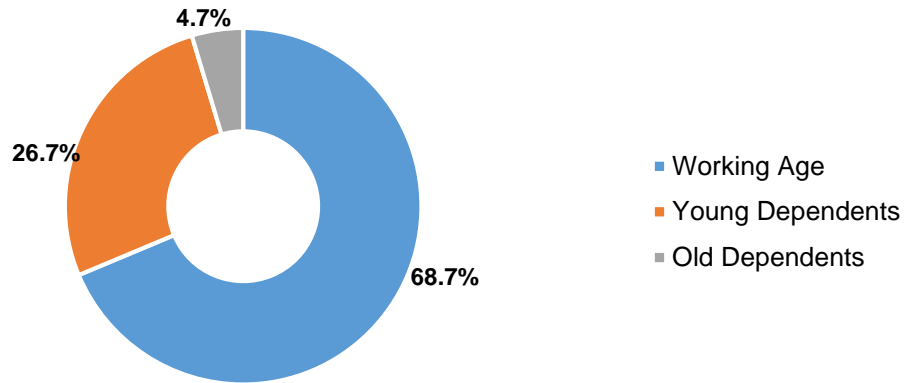
Senior Citizens Constitute 7.6 Percent of the Household Population

People who were regarded as senior citizens were those aged 60 years and over. In 2015, senior citizens made up 7.6 percent of the barangay's household population. Among the senior citizens, females (59.7 percent) outnumbered males (40.3 percent). Refer to Table 2 for details.

Overall Dependency Ratio Totals 46 Dependents

The overall dependency ratio of Barangay Damayan was 46, which indicates that for every 100 working-age population, there were about 46 dependents (39 young dependents and 7 old dependents). This was higher than the overall dependency ratio of Quezon City which was 44 dependents. Refer to Table 4 for details.

Figure 2. Total Household Population by Dependency Ratio in Brgy Damayan, Quezon City: 2015



Source: Philippine Statistics Authority, 2015 Census of Population

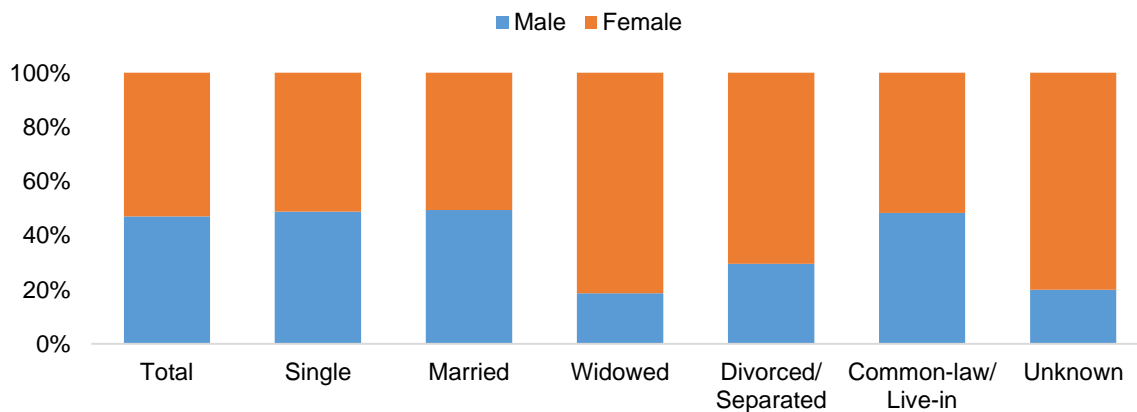
Two Elderly for Every Seven Children Below 15 Years

The ageing index or the proportion of persons aged 60 years and over per 100 persons under the age of 15 years in Barangay Damayan registered 28.6 percent. This translates to two persons aged 60 years and over for every seven children under 15 years old.

Never Been Married Persons Tally 41.6 Percent

Of the total household population 10 years old and over, 41.6 percent has never been married while 37.8 percent was married. The rest of the population was categorized as follows: common-law/live-in (13.0 percent), widowed (4.7 percent), divorced (2.8 percent), and unknown (0.1 percent). Among those who have never been married, a higher proportion in females (51.2 percent) than in males (48.8 percent) was recorded. Likewise, the proportion of females was higher than males among those who were widowed (81.3 percent), divorced/separated (70.4 percent), common-law/live-in (51.7 percent), married (50.6 percent), and unknown (80.0 percent). Refer to Table 5 for details.

Figure 3. Total Household Population 10 Years old and Over by Sex and Marital Status in Brgy. Damayan, Quezon City: 2015



Source: Philippine Statistics Authority, 2015 Census of Population

Females Outnumber Males Among Bacalaureate Degree Holders

Of the total household population 5 years old and over, 38.9 percent had attended or completed high school education, 18.8 percent were bacalaureate degree holders, 18.2 percent had attended elementary school education, and 16.7 percent were college undergraduates. Among those bacalaureate degree holders, there were more females (55.7 percent) than males (44.3 percent). *Refer to Table 6 for details.*

Simple Literacy Rate is Recorded at 99.0 Percent

Barangay Damayan recorded a literacy rate of 99.0 percent which was higher than the total literacy rate of Quezon City that was at 98.3 percent. Literacy rate was the same for females (99.0 percent) and males (99.0 percent). *Refer to Table 7 for details.*

Three in Every Five Persons are Engaged in a Gainful Activity

Approximately three in every five persons (59.7 percent) were engaged in gainful activity during the 12 months preceding the census. Among the major occupation groups, service and sales workers comprised the largest group (24.0 percent). Clerical support workers came next (14.0 percent), followed by plant and machine operators and assemblers (12.9 percent). *Refer to Table 8 for details.*

Table 2. Total Household Population by Sex in Brgy Damayan, Quezon City: 2015

Age Group	Total	Male	Female
Damayan	8,716	4,191	4,525
0 - 4	894	487	407
5 - 9	690	353	337
10 - 14	739	358	381
15 - 19	786	386	400
20 - 24	908	417	491
25 - 29	810	401	409
30 - 34	794	366	428
35 - 39	623	296	327
40 - 44	500	264	236
45 - 49	495	242	253
50 - 54	417	177	240
55 - 59	395	176	219
60 - 64	259	123	136
65 - 69	179	72	107
70 - 74	106	33	73
75 - 79	48	15	33
80 and over	73	25	48

Source: Philippine Statistics Authority, 2015 Census of Population

Table 3. Total Household Voting Population by Sex in Brgy Damayan, Quezon City: 2015

City/ Brgy.	Total Household Voting Population	Male	Female
Quezon City	1,972,825	950,871	1,021,954
Damayan	5,919	2,765	3,154

Source: Philippine Statistics Authority, 2015 Census of Population

Table 4. Total Household Population by Dependency Ratio in Brgy Damayan, Quezon City: 2015

City/ Brgy.	Total Household Population	Young Dependent (0-14 years old)	Working Age (15-64 years old)	Old Dependent (65 and over)
Quezon City	2,919,657	777,111	2,025,873	116,673
Damayan	8,716	2,323	5,987	406

Source: Philippine Statistics Authority, 2015 Census of Population

Table 5. Total Household Population 10 Years old and Over by Sex and Marital Status in Brgy. Damayan, Quezon City: 2015

City/Brgy.	Total	Single	Married	Widowed	Divorced/ Separated	Common- law/Live-in	Unknown
Quezon City	2,400,247	1,109,760	891,078	90,427	47,931	256,536	4,515
Damayan	7,132	2,970	2,693	332	203	929	5
Male	3,351	1,448	1,331	62	60	449	1
Female	3,781	1,522	1,362	270	143	480	4

Source: Philippine Statistics Authority, 2015 Census of Population

Table 6. Total Household Population 5 years old and over by Highest Grade Completed in Brgy Damayan, Quezon City: 2015

City/ Brgy.	Total Household Population (5 years and over)	No Grade Completed	Preschool	Special Education	Elementary
Quezon City	2,659,513	42,053	61,248	3,090	527,295
Damayan	7,822	117	184	9	1,420
Male	3,704	60	94	5	715
Female	4,118	57	90	4	705

Table 6 - Concluded

High School	Post Year Secondary	College Undergraduate	Baccalaureate Graduate	Post Baccalaureate	Not Reported
1,022,290	78,770	410,069	493,085	10,254	11,359
3,039	229	1,305	1,472	20	27
1,442	86	629	652	7	14
1,597	143	676	820	13	13

Source: Philippine Statistics Authority, 2015 Census of Population

Table 7. Total Household Population 5 years old and over by Literacy in Brgy. Damayan, Quezon City: 2015

City/ Brgy.	Total Household Population (5 years and over)	Yes	No
Quezon City	2,659,513	2,613,950	45,563
Damayan	15,905	15,746	159
Male	7,897	7,817	80
Female	8,008	7,929	79

Source: Philippine Statistics Authority, 2015 Census of Population

Table 8. Total Household Population 15 years old and over by Usual Activity / Occupation in Brgy. Damayan, Quezon City: 2015

	Total Household Population (15 years and over)	Total Working	Managers	Professionals	Technicians and Associate Professionals	Clerical Support Workers
Quezon City	2,142,546	1,296,430	132,719	125,779	94,736	173,543
Damayan	6,393	3,817	420	306	298	536

Table 8 – Concluded

Service and Sales Workers	Skilled Agricultural Forestry and Fishery Workers	Craft and Related Trades Workers	Plant and Machine Operators and Assemblers	Elementary Occupations	Armed Forces Occupations	Not Reported
272,680	4,080	129,669	123,077	224,239	2,354	13,554
917	16	318	492	482	3	29

Source: Philippine Statistics Authority, 2015 Census of Population

TECHNICAL NOTES

The 2015 Census of Population (POPCEN 2015) was undertaken by the Philippine Statistics Authority (PSA) in August 2015 as mandated by Republic Act No. 10625, otherwise known as the Philippine Statistics Act of 2013. It was the 14th census of population that was undertaken since the first census in 1903. POPCEN 2015 was designed to take an inventory of the total population all over the Philippines and collect information about their characteristics. Census day for the POPCEN 2015 was August 1, 2015 (12:01 a.m.). POPCEN 2015 made use of the de jure concept of enumeration wherein households and persons are enumerated in the area where they usually reside as of the census reference date. Enumeration lasted for about 25 days, from 10 August to 6 September 2015. Enumeration was extended until 15 September 2015 for large provinces and some highly urbanized cities.

Total population	the sum of the household population and institutional population. It also includes Filipinos in Philippine embassies, consulates, and missions abroad
Household population	comprises of persons who belong to a household, the basic criterion of which is the usual place of residence or the place where the person usually resides
Institutional population	the population enumerated in collective or institutional living quarters such as: dormitories/lodging houses, jails/prisons, military camps, convents/seminaries, and mental hospitals
Household	a social unit consisting of a person living alone or a group of persons who sleep in the same housing unit and have a common arrangement in the preparation and consumption of food
Age	the interval of time between a person's date of birth and the census reference date (1 August 2015). Expressed in completed years (as of last birthday), it is recorded in whole number
Median age	the age at which exactly half of the population is younger than this age and the other half is older than it
Overall dependency ratio	the ratio of persons in the dependent ages (under 15 years old and over 64 years old) to persons in the economically active or working ages (15 to 64 years old) in the population

Marital status	the personal status of each individual with reference to the marriage laws or customs of the country
Simple literacy rate	the proportion of persons aged 10 years and over who are able to read and write a simple message in any language or dialect
Highest grade / year completed	the highest grade or year completed in school, college or university
Usual activity / occupation	the kind of job or business, which a person aged 15 years and over was engaged in most of the time during the 12 months preceding the census



APOLINAR F. OBLEA
Chief Statistical Specialist