



Republic of the Philippines

Philippine Statistics Authority

NCR Provincial Office II – Quezon City and City of Marikina

SPECIAL RELEASE

POPULATION OF BARANGAY MALAYA, QUEZON CITY

(Results based from 2015 Census of Population)

Date of Release: September 29, 2020

Reference No. 2020-SR-073 (POII)

The Census of Population, which is a complete enumeration of households in the country, is designed primarily to take an inventory of the population of all barangays in the Philippines as mandated by RA No. 10625 and Executive Order No. 352. It also collects information about some characteristics of the population such as age, sex, marital status, and highest grade completed.

This special release presents data on the population of Barangay Malaya, Quezon City. Figures are based from the tabulated data of the 2015 Census of Population.

Total Population of Barangay Malaya Reaches 4,109

The total population of Barangay Malaya, Quezon City reached 4,109 as of August 1, 2015. This accounts for 0.1 percent of the city's total population. The household population of Barangay Malaya constituted a sum of 4,097 while the remaining 12 people belonged to the institutional population or those residing in institutional living quarters such as hotels, hospitals, orphanages, homes for the aged, jails, and military camps.

Table 1. Total Population, Household Population, Institutional Population Brgy. Malaya, Quezon City: 2015

Total Population	4,109
Household Population	4,097
Institutional Population	12

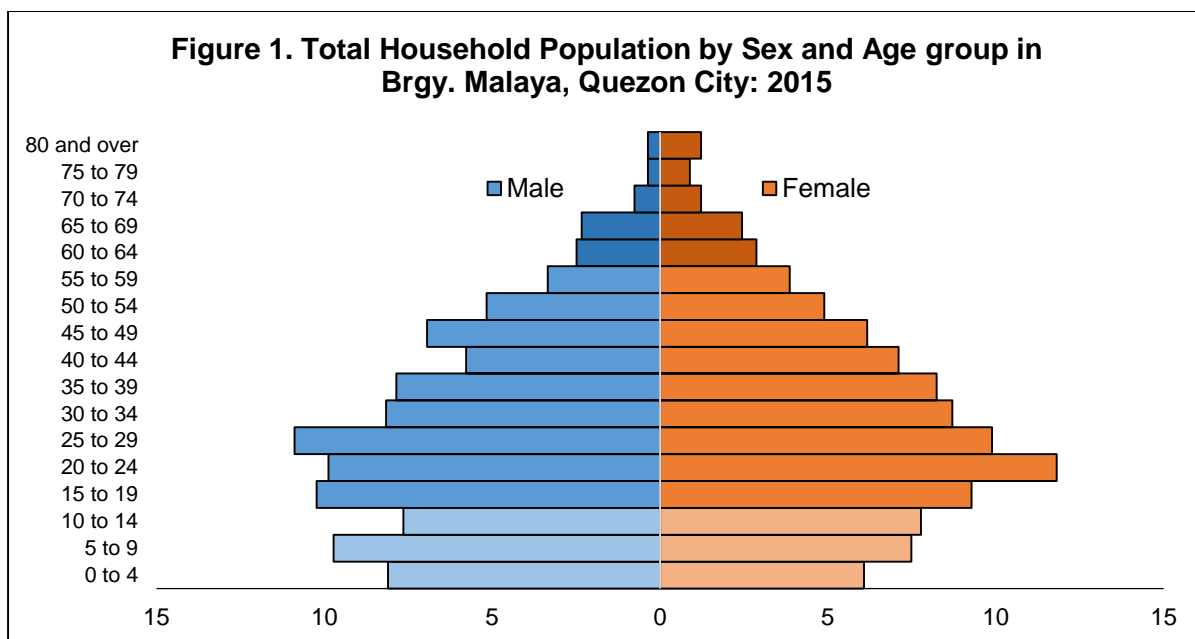
Source: Philippine Statistics Authority, 2015 Census of Population

Of the household population, 1,974 or 48.2 percent were male while 2,123 or 51.8 percent were female. These figures resulted to a sex ratio of 93 males per 100 females.

Persons Aged 20 to 24 Years Comprise the Largest Age Group

The age-sex distribution of the population showed that persons aged 20 to 24 years comprised the largest age group, making up 10.9 percent of the household population. This was followed by those in the age groups 25 to 29 years (10.4 percent) and 15 to 19 years (9.7 percent).

Males outnumbered females in the age groups 0 to 54 years and in the older age groups, 55 years old and over. *Refer to Table 2 for details.*



Source: Philippine Statistics Authority, 2015 Census of Population

Median Age is 28 Years

In 2015, the median age of the household population of Barangay Malaya was 28. This means that half of the household population was younger than 28 years. This was higher than the median age of Quezon City which was 26 years.

Five in Seven of the Household Population are of Voting Age

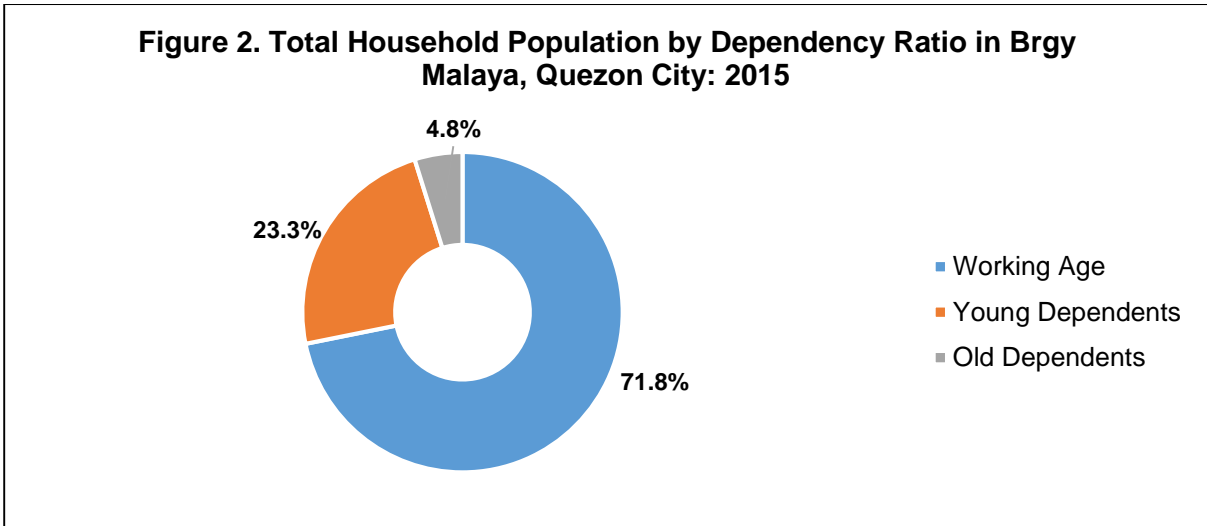
A total of 2,910 or 71.0 percent of the barangay's household populace belonged to the voting population or those aged 18 years and over. There were more female voters (1,561 or 53.6 percent) than male voters (1,349 or 46.4 percent). Refer to Table 3 for details.

Senior Citizens Constitute 7.5 Percent of the Household Population

People who were regarded as senior citizens were those aged 60 years and over. In 2015, senior citizens made up 7.5 percent of the barangay's household population. Among the senior citizens, females (59.7 percent) outnumbered males (40.3 percent). Refer to Table 2 for details.

Overall Dependency Ratio Totals 39 Dependents

The overall dependency ratio of Barangay Malaya was 39, which indicates that for every 100 working-age population, there were about 39 dependents (32 young dependents and 7 old dependents). This was lower than the overall dependency ratio of Quezon City which was 44 dependents. Refer to Table 4 for details.



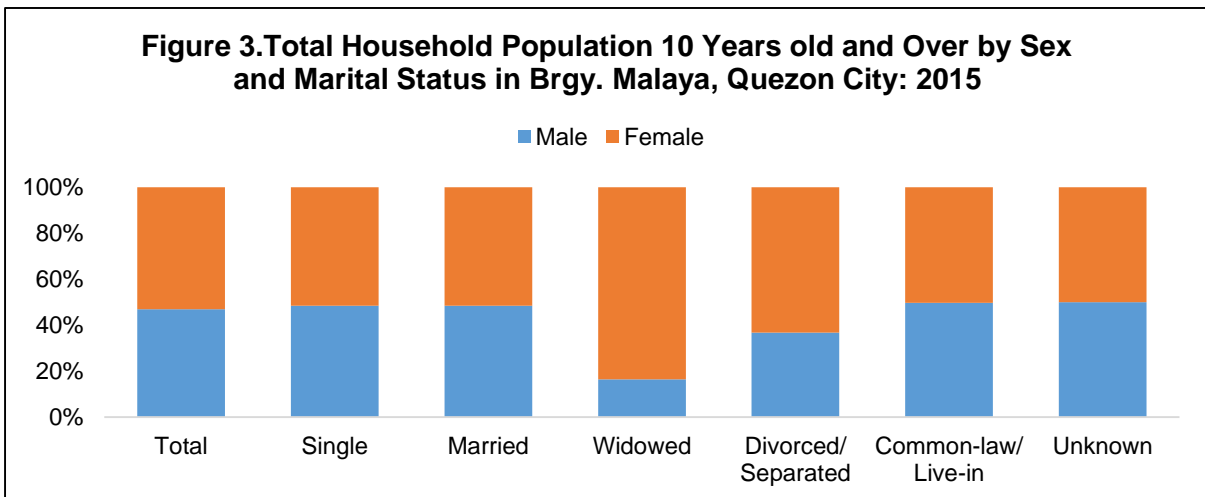
Source: Philippine Statistics Authority, 2015 Census of Population

One Elderly for Every Three Children Below 15 Years

The ageing index or the proportion of persons aged 60 years and over per 100 persons under the age of 15 years in Barangay Malaya registered 32.2 percent. This translates to one persons aged 60 years and over for every three children under 15 years old.

Never Been Married Persons Tally 51.6 Percent

Of the total household population 10 years old and over, 51.6 percent has never been married while 32.5 percent was married. The rest of the population was categorized as follows: common-law/live-in (8.6 percent), widowed (4.2 percent), divorced (2.8 percent) and unknown (0.3 percent). Among those who have never been married, a higher proportion in females (51.5 percent) than in males (48.5 percent) was recorded. Likewise, the proportion of females was higher than males among those who were widowed (83.6 percent), divorced/separated (63.3 percent), married (51.5 percent) and common-law/live-in (50.3 percent), while there was equal proportion of males and females with unknown marital status. Refer to Table 5 for details.



Source: Philippine Statistics Authority, 2015 Census of Population

Females Outnumber Males Among Bacalaureate Degree Holders

Of the total household population 5 years old and over, 31.7 percent had attended or completed high school education, 25.1 percent were bacalaureate degree holders, 20.0 percent were college undergraduates and 15.3 percent had attended or completed elementary school education. Among those bacalaureate degree holders, there were more females (55.2 percent) than males (44.8 percent). *Refer to Table 6 for details.*

Simple Literacy Rate is Recorded at 97.9 Percent

Barangay Malaya recorded a literacy rate of 97.9 percent which was slightly lower than the total literacy rate of Quezon City that was at 98.3 percent. Literacy rate was higher among females (98.1 percent) than males (97.7 percent). *Refer to Table 7 for details.*

Five in Every Eight Persons are Engaged in a Gainful Activity

Approximately five in every eight persons (62.9 percent) were engaged in gainful activity during the 12 months preceding the census. Among the major occupation groups, service and sales workers comprised the largest group (20.6 percent). Clerical support workers came next (17.8 percent), followed by professionals (14.0 percent). *Refer to Table 8 for details.*

Table 2. Total Household Population by Sex in Brgy. Malaya , Quezon City: 2015

Age Group	Total	Male	Female
Malaya	4,097	1,974	2,123
0 - 4	289	160	129
5 - 9	351	192	159
10 - 14	316	151	165
15 - 19	399	202	197
20 - 24	446	195	251
25 - 29	425	215	210
30 - 34	346	161	185
35 - 39	330	155	175
40 - 44	265	114	151
45 - 49	268	137	131
50 - 54	206	102	104
55 - 59	148	66	82
60 - 64	110	49	61
65 - 69	98	46	52
70 - 74	41	15	26
75 - 79	26	7	19
80 and over	33	7	26

Source: Philippine Statistics Authority, 2015 Census of Population

Table 3. Total Household Voting Population by Sex in Brgy. Malaya, Quezon City: 2015

City/ Brgy.	Total Household Voting Population	Male	Female
Quezon City	1,972,825	950,871	1,021,954
	2,910	1,349	1,561

Source: Philippine Statistics Authority, 2015 Census of Population

Table 4. Total Household Population by Dependency Ratio in Brgy. Malaya, Quezon City: 2015

City/ Brgy.	Total Household Population	Young Dependent (0-14 years old)	Working Age (15-64 years old)	Old Dependent (65 and over)
Quezon City	2,919,657	777,111	2,025,873	116,673
	4,097	956	2,943	198

Source: Philippine Statistics Authority, 2015 Census of Population

Table 5. Total Household Population 10 Years old and Over by Sex and Marital Status in Brgy. Malaya, Quezon City: 2015

City/Brgy.	Total	Single	Married	Widowed	Divorced/ Separated	Common-law/Live-in	Unknown
Quezon City	2,400,247	1,109,760	891,078	90,427	47,931	256,536	4,515
	3,457	1,784	1,123	146	98	296	10
Male	1,622	865	545	24	36	147	5
Female	1,835	919	578	122	62	149	5

Source: Philippine Statistics Authority, 2015 Census of Population

Table 6. Total Household Population 5 years old and over by Highest Grade Completed in Brgy. Malaya, Quezon City: 2015

City/ Brgy.	Total Household Population (5 years and over)	No Grade Completed	Preschool	Special Education	Elementary
Quezon City	2,659,513	42,053	61,248	3,090	527,295
	3,808	60	70	4	581
Male	1,814	34	29	1	303
Female	1,994	26	41	3	278

Table 6 - Concluded

High School	Post Year Secondary	College Undergraduate	Baccalaureate Graduate	Post Baccalaureate	Not Reported
1,022,290	78,770	410,069	493,085	10,254	11,359
1,208	118	761	955	34	17
599	42	356	428	12	10
609	76	405	527	22	7

Source: Philippine Statistics Authority, 2015 Census of Population

Table 7. Total Household Population 5 years old and over by Literacy in Brgy. Malaya, Quezon City: 2015

City/ Brgy.	Total Household Population (5 years and over)	Yes	No
Quezon City	2,659,513	2,613,950	45,563
	3,808	3,728	80
Male	1,814	1,772	42
Female	1,994	1,956	38

Source: Philippine Statistics Authority, 2015 Census of Population

Table 8. Total Household Population 15 years old and over by Usual Activity / Occupation in Brgy. Malaya, Quezon City: 2015

City/ Brgy.	Total Household Population (15 years and over)	Total Working	Managers	Professionals	Technicians and Associate Professionals	Clerical Support Workers
Quezon City	2,142,546	1,296,430	132,719	125,779	94,736	173,543
	3,141	1,977	204	277	175	352

Table 8 – Concluded

Service and Sales Workers	Skilled Agricultural Forestry and Fishery Workers	Craft and Related Trades Workers	Plant and Machine Operators and Assemblers	Elementary Occupations	Armed Forces Occupations	Not Reported
272,680	4,080	129,669	123,077	224,239	2,354	13,554
407	6	122	176	234	9	15

Source: Philippine Statistics Authority, 2015 Census of Population