



Republic of the Philippines

Philippine Statistics Authority

NCR Provincial Office II – Quezon City and City of Marikina

SPECIAL RELEASE

POPULATION OF BARANGAY OBRERO, QUEZON CITY

(Results based from 2015 Census of Population)

Date of Release: September 28, 2021

Reference No. 2021-SR-061 (POII)

The Census of Population, which is a complete enumeration of households in the country, is designed primarily to take an inventory of the population of all barangays in the Philippines as mandated by RA No. 10625 and Executive Order No. 352. It also collects information about some characteristics of the population such as age, sex, marital status, and highest grade completed.

This special release presents data on the population of Barangay Obrero, Quezon City. Figures are based from the tabulated data of the 2015 Census of Population.

Total Population of Barangay Obrero reaches 8,269

The total population of Barangay Obrero, Quezon City reached 8,269 as of August 1, 2015. This accounts for 0.3 percent of the city's total population. The household population of Barangay Obrero was equal to its total population since there were no institutional

Table 1. Total Population, Household Population, Institutional Population Brgy. Obrero, Quezon City: 2015

Total Population	8,269
Household Population	8,269
Institutional Population	0

Source: Philippine Statistics Authority, 2015 Census of Population

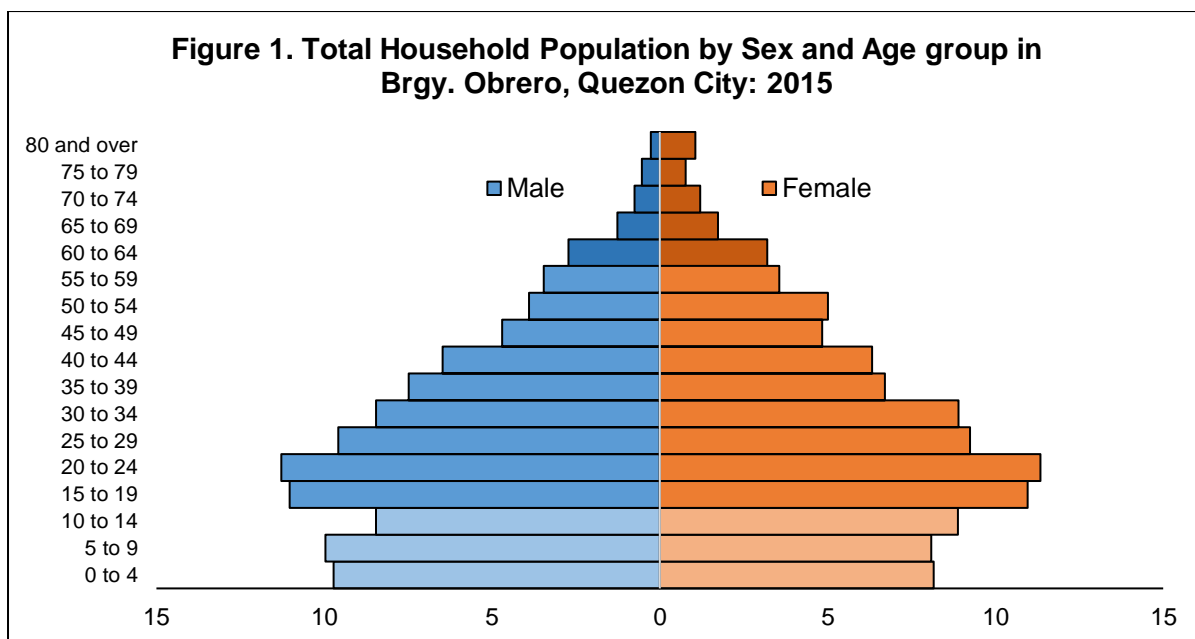
population or those residing in institutional living quarters such as hotels, hospitals, orphanages, homes for the aged, jails, and military camps.

Of the household population, 4,115 or 49.8 percent were male while 4,154 or 50.2 percent were female. These figures resulted to a sex ratio of 99 males per 100 females.

Persons Aged 20 to 24 Years Comprise the Largest Age Group

The age-sex distribution of the population showed that persons aged 20 to 24 years comprised the largest age group, making up 11.3 percent of the household population. This was followed by those in the age groups 15 to 19 years (11.0 percent) and 25 to 29 years (9.4 percent).

Males outnumbered females in the age groups 0 to 54 years. Females, on the other hand, outnumbered their male counterparts in the older age groups 55 years old and over. *Refer to Table 2 for details.*



Source: Philippine Statistics Authority, 2015 Census of Population

Median Age is 26 Years

In 2015, the median age of the household population of Barangay Obrero was 26. This means that half of the household population was younger than 26 years. This was equal to the median age of Quezon City which was also 26 years.

Two in Three of the Household Population are of Voting Age

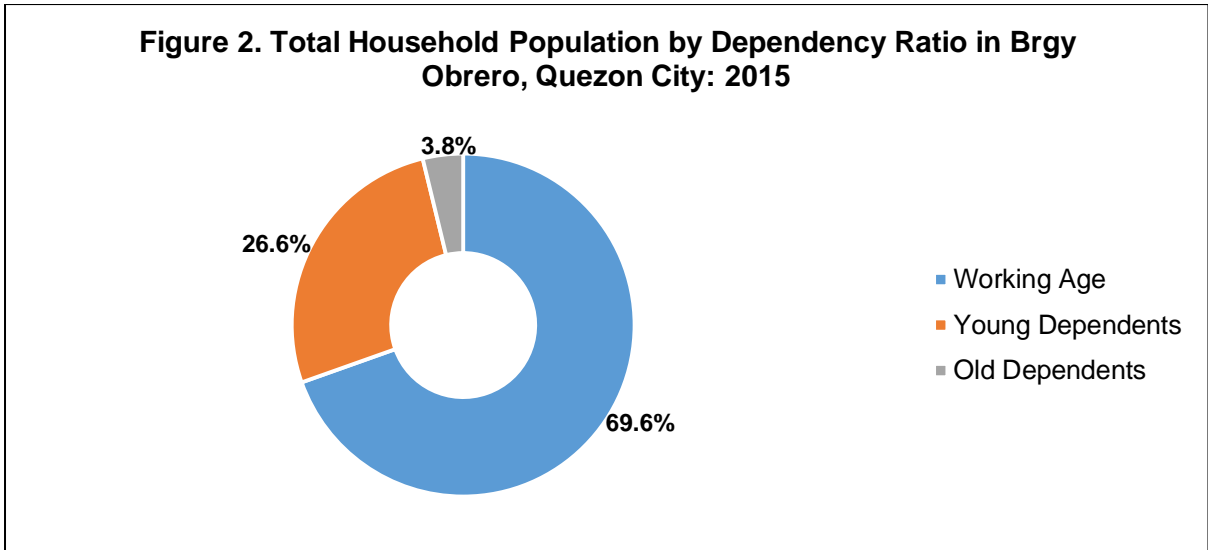
A total of 5,562 or 67.3 percent of the barangay's household populace belonged to the voting population or those aged 18 years and over. There were more female voters (2,861 or 51.4 percent) than male voters (2,701 or 48.6 percent). *Refer to Table 3 for details.*

Senior Citizens Constitute 6.8 Percent of the Household Population

People who were regarded as senior citizens were those aged 60 years and over. In 2015, senior citizens made up 6.8 percent of the barangay's household population. Among the senior citizens, females (59.2 percent) outnumbered males (40.8 percent). *Refer to Table 2 for details.*

Overall Dependency Ratio Totals 43 Dependents

The overall dependency ratio of Barangay Obrero was 43, which indicates that for every 100 working-age population, there were about 43 dependents (38 young dependents and 5 old dependents). This was lower than to the overall dependency ratio of Quezon City which was 44 dependents. *Refer to Table 4 for details.*



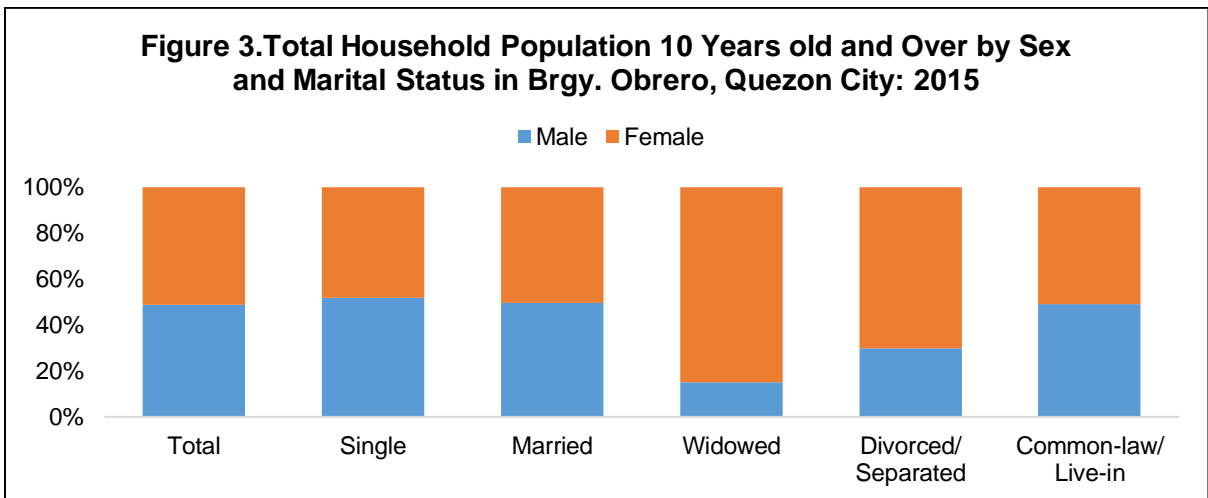
Source: Philippine Statistics Authority, 2015 Census of Population

One Elderly for Every Four Children Below 15 Years

The ageing index or the proportion of persons aged 60 years and over per 100 persons under the age of 15 years in Barangay Obrero registered 25.4 percent. This translates to one person aged 60 years and over for every four children under 15 years old.

Never Been Married Persons Tally 43.8 Percent

Of the total household population 10 years old and over, 43.8 percent has never been married while 39.7 percent was married. The rest of the population was categorized as follows: common-law/live-in (9.4 percent), widowed (3.6 percent) and divorced/separated (3.5 percent). Among those who have never been married, a higher proportion in males (52.0 percent) than in females (48.0 percent) was recorded. Meanwhile, the proportion of females was higher than males among those who were widowed (84.8 percent), divorced/separated (70.2 percent), common-law/live-in (50.9 percent) and married (50.3 percent). Refer to Table 5 for details.



Source: Philippine Statistics Authority, 2015 Census of Population

Females Outnumber Males Among Baccalaureate Degree Holders

Of the total household population 5 years old and over, 43.8 percent had attended or completed high school education, 18.3 percent had attended or completed elementary school education, 14.9 percent were college undergraduates and 14.4 percent were baccalaureate degree holders. Among those baccalaureate degree holders, there were more females (53.1 percent) than males (46.9 percent). *Refer to Table 6 for details.*

Simple Literacy Rate is Recorded at 97.5 Percent

Barangay Obrero recorded a literacy rate of 97.5 percent which was lower than the total literacy rate of Quezon City that was at 98.3 percent. Literacy rate was higher among females (97.6 percent) than males (97.4 percent). *Refer to Table 7 for details.*

Three in Every Five Persons are Engaged in a Gainful Activity

Approximately three in every five persons (59.3 percent) were engaged in gainful activity during the 12 months preceding the census. Among the major occupation groups, service and sales workers comprised the largest group (25.4 percent). Workers engaged in elementary occupations came next (14.4 percent), followed by managers (12.9 percent). *Refer to Table 8 for details.*

Table 2. Total Household Population by Sex in Brgy Obrero, Quezon City: 2015

Age Group	Total	Male	Female
Obrero	8,269	4,115	4,154
0 - 4	739	400	339
5 - 9	746	410	336
10 - 14	717	348	369
15 - 19	909	454	455
20 - 24	935	464	471
25 - 29	778	394	384
30 - 34	718	348	370
35 - 39	587	308	279
40 - 44	529	266	263
45 - 49	394	193	201
50 - 54	368	160	208
55 - 59	290	142	148
60 - 64	245	112	133
65 - 69	124	52	72
70 - 74	81	31	50
75 - 79	54	22	32
80 and over	55	11	44

Source: Philippine Statistics Authority, 2015 Census of Population

Table 3. Total Household Voting Population by Sex in Brgy Obrero, Quezon City: 2015

City/ Brgy.	Total Household Voting Population	Male	Female
Quezon City	1,972,825	950,871	1,021,954
Obrero	5,562	2,701	2,861

Source: Philippine Statistics Authority, 2015 Census of Population

Table 4. Total Household Population by Dependency Ratio in Brgy Obrero, Quezon City: 2015

City/ Brgy.	Total Household Population	Young Dependent (0-14 years old)	Working Age (15-64 years old)	Old Dependent (65 and over)
Quezon City	2,919,657	777,111	2,025,873	116,673
Obrero	8,269	2,202	5,753	314

Source: Philippine Statistics Authority, 2015 Census of Population

Table 5. Total Household Population 10 Years old and Over by Sex and Marital Status in Brgy. Obrero, Quezon City: 2015

City/Brgy.	Total	Single	Married	Widowed	Divorced/ Separated	Common-law/Live-in	Unknown
Quezon City	2,400,247	1,109,760	891,078	90,427	47,931	256,536	4,515
Obrero	6,784	2,974	2,691	244	238	637	0
Male	3,305	1,547	1,337	37	71	313	0
Female	3,479	1,427	1,354	207	167	324	0

Source: Philippine Statistics Authority, 2015 Census of Population

Table 6. Total Household Population 5 years old and over by Highest Grade Completed in Brgy. Obrero, Quezon City: 2015

City/ Brgy.	Total Household Population (5 years and over)	No Grade Completed	Preschool	Special Education	Elementary
Quezon City	2,659,513	42,053	61,248	3,090	527,295
Obrero	7,530	186	183	8	1,375
Male	3,715	92	103	5	716
Female	3,815	94	80	3	659

Table 6 - Concluded

High School	Post Year Secondary	College Undergraduate	Baccalaureate Graduate	Post Baccalaureate	Not Reported
1,022,290	78,770	410,069	493,085	10,254	11,359
3,297	266	1,123	1,082	10	0
1,636	113	541	507	2	0
1,661	153	582	575	8	0

Source: Philippine Statistics Authority, 2015 Census of Population

Table 7. Total Household Population 5 years old and over by Literacy in Brgy. Obrero, Quezon City: 2015

City/ Brgy.	Total Household Population (5 years and over)	Yes	No
Quezon City	2,659,513	2,613,950	45,563
Obrero	7,530	7,341	189
Male	3,715	3,619	96
Female	3,815	3,722	93

Source: Philippine Statistics Authority, 2015 Census of Population

Table 8. Total Household Population 15 years old and over by Usual Activity / Occupation in Brgy. Obrero, Quezon City: 2015

City/ Brgy.	Total Household Population (15 years and over)	Total Working	Managers	Professionals	Technicians and Associate Professionals	Clerical Support Workers
Quezon City	2,142,546	1,296,430	132,719	125,779	94,736	173,543
Obrero	6,067	3,595	464	252	258	463

Table 8 – Concluded

Service and Sales Workers	Skilled Agricultural Forestry and Fishery Workers	Craft and Related Trades Workers	Plant and Machine Operators and Assemblers	Elementary Occupations	Armed Forces Occupations	Not Reported
272,680	4,080	129,669	123,077	224,239	2,354	13,554
913	9	461	252	519	0	4

Source: Philippine Statistics Authority, 2015 Census of Population

TECHNICAL NOTES

The 2015 Census of Population (POPCEN 2015) was undertaken by the Philippine Statistics Authority (PSA) in August 2015 as mandated by Republic Act No. 10625, otherwise known as the Philippine Statistics Act of 2013. It was the 14th census of population that was undertaken since the first census in 1903. POPCEN 2015 was designed to take an inventory of the total population all over the Philippines and collect information about their characteristics. Census day for the POPCEN 2015 was August 1, 2015 (12:01 a.m.). POPCEN 2015 made use of the de jure concept of enumeration wherein households and persons are enumerated in the area where they usually reside as of the census reference date. Enumeration lasted for about 25 days, from 10 August to 6 September 2015. Enumeration was extended until 15 September 2015 for large provinces and some highly urbanized cities.

Total population	the sum of the household population and institutional population. It also includes Filipinos in Philippine embassies, consulates, and missions abroad
Household population	comprises of persons who belong to a household, the basic criterion of which is the usual place of residence or the place where the person usually resides
Institutional population	the population enumerated in collective or institutional living quarters such as: dormitories/lodging houses, jails/prisons, military camps, convents/seminaries, and mental hospitals
Household	a social unit consisting of a person living alone or a group of persons who sleep in the same housing unit and have a common arrangement in the preparation and consumption of food
Age	the interval of time between a person's date of birth and the census reference date (1 August 2015). Expressed in completed years (as of last birthday), it is recorded in whole number
Median age	the age at which exactly half of the population is younger than this age and the other half is older than it
Overall dependency ratio	the ratio of persons in the dependent ages (under 15 years old and over 64 years old) to persons in the economically active or working ages (15 to 64 years old) in the population

Marital status the personal status of each individual with reference to the marriage laws or customs of the country

Simple literacy rate the proportion of persons aged 10 years and over who are able to read and write a simple message in any language or dialect

Highest grade / year completed the highest grade or year completed in school, college or university

Usual activity / occupation the kind of job or business, which a person aged 15 years and over was engaged in most of the time during the 12 months preceding the census



APOLINAR F. OBLEA
Chief Statistical Specialist