



SPECIAL RELEASE

Vital Statistics on Registered Marriages – 2022 First Quarter

CITY OF MAKATI

Date of Release: Dec. 28, 2022

Reference No. 2022- 0042

Explanatory Notes

The data on the number of marriages presented herein was obtained from the statistical reports released last December 8, 2022 from the Philippine Statistics Authority (PSA) official website (<https://psa.gov.ph/vital-statistics/id/168463>). The information includes the vital events that occurred from January to August 2022 based on data files received by the PSA - Civil Registration Service (CRS) from the PSOs as of 30 September 2022. Thus, the figures presented herein are still preliminary and may differ from the final count. The vital events of Filipinos abroad are not yet included in this release, but Filipinos whose usual residence is abroad and foreign nationals with vital events occurring in the country during the reference period were included in this report.

Based from the preliminary data as of 8 December 2022, the total number of registered marriages in the National Capital Region for the first quarter of 2022 reached 15,845 or 13.15% share from the total registered marriages in the country. The City of Makati recorded 471 registered marriages from January to March 2022 with 2.97% share from the total number of registered marriages in the National Capital Region (NCR).

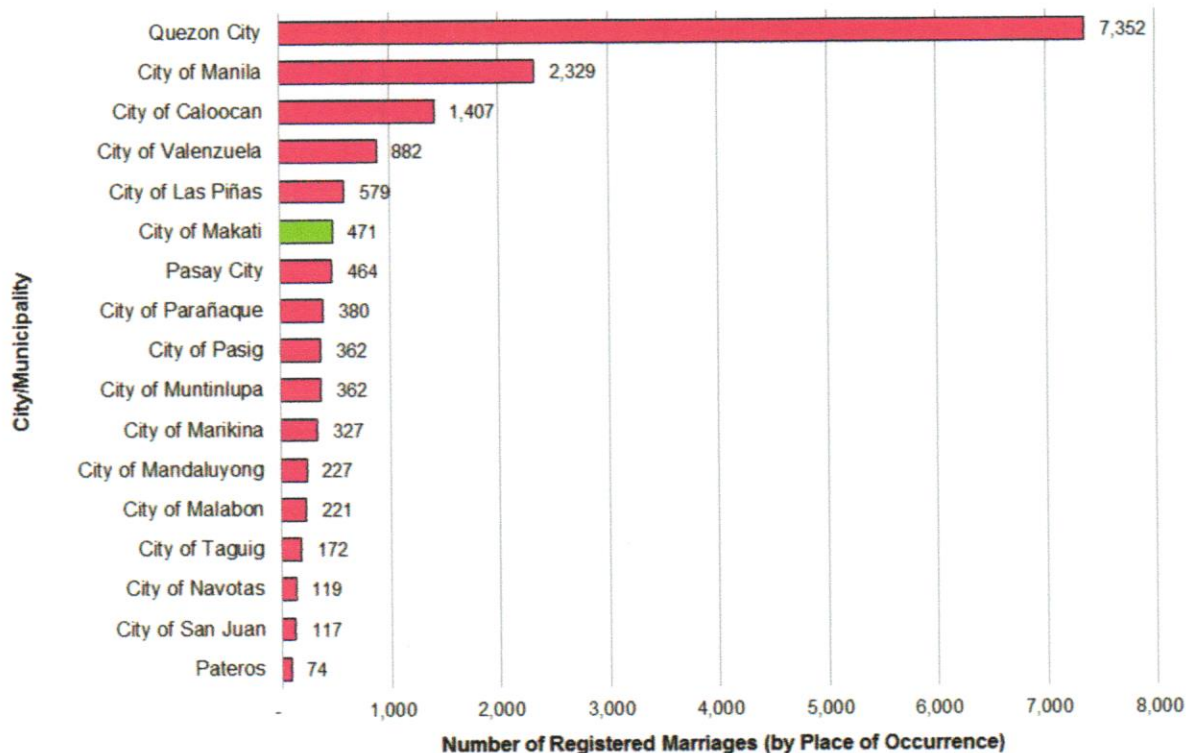
In the National Capital Region, Quezon City reported the highest number of registered marriages with 7,352 (46.40%) while the Municipality of Pateros recorded the lowest number with 74 (0.47%) registered marriages. The City of Makati was ranked 6th on the highest number of registered marriages in NCR. Refer to Table 1 and Figure 1 below.

Table 1. Number of Registered Marriages, City of Makati: January to March 2022^P

REGION, PROVINCE, CITY/MUNICIPALITY	Number of Registered Marriages (by Place of Occurrence)
PHILIPPINES	120,491
NATIONAL CAPITAL REGION (NCR)	15,845
CITY OF MAKATI	471

Source: Philippine Statistics Authority, Civil Registration and Vital Statistics Division
^P Preliminary results

Figure 1. Number of Registered Marriages, NCR: January to March 2022^P



Source: Philippine Statistics Authority, Civil Registration and Vital Statistics Division
^P Preliminary results

Registered marriages decrease by 3.29% in the First Quarter of 2022

The total number of registered marriages in the City of Makati for the first quarter of 2022 showed a decrease at a rate of 3.29% or 471 total registered marriages compared to 487 in the same quarter of the previous year. Meanwhile, an increase rate of 4.51% was posted from 466 in 2020 to 487 in 2021.

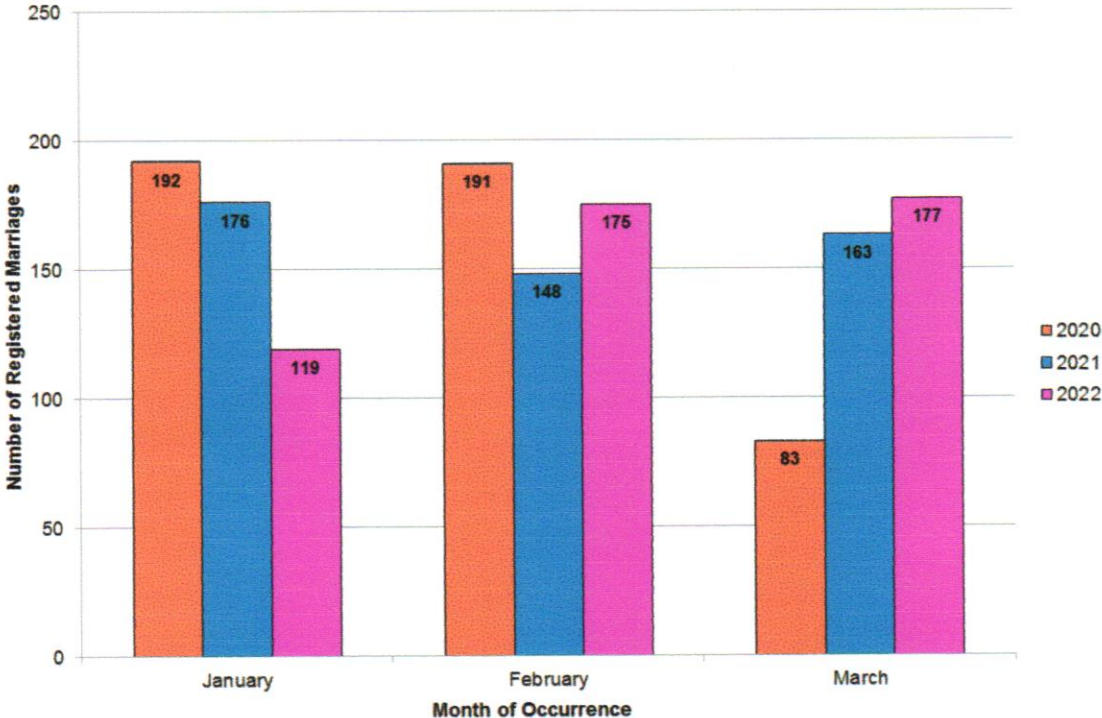
In the monthly occurrence, the highest number of registered marriages occurred in January 2020, followed by February 2020 and March 2022. The lowest number of registered marriages was recorded in the month of March 2020. Refer to Table 2 and Figure 2 below.

Table 2. Number of Registered Marriages by Month of Occurrence, City of Makati: First Quarter 2020, First Quarter 2021 and First Quarter 2022^P

YEAR	Number of Registered Marriages			
	JANUARY	FEBRUARY	MARCH	TOTAL
2020	192	191	83	466
2021	176	148	163	487
2022	119	175	177	471

Source: Philippine Statistics Authority, Civil Registration and Vital Statistics Division
^P Preliminary results

Figure 2. Number of Registered Marriages by Month of Occurrence, City of Makati: First Quarter 2020, First Quarter 2021 and First Quarter 2022^P



Source: Philippine Statistics Authority, Civil Registration and Vital Statistics Division
^P Preliminary results

Monthly average reaches 157 in the First Quarter of 2022

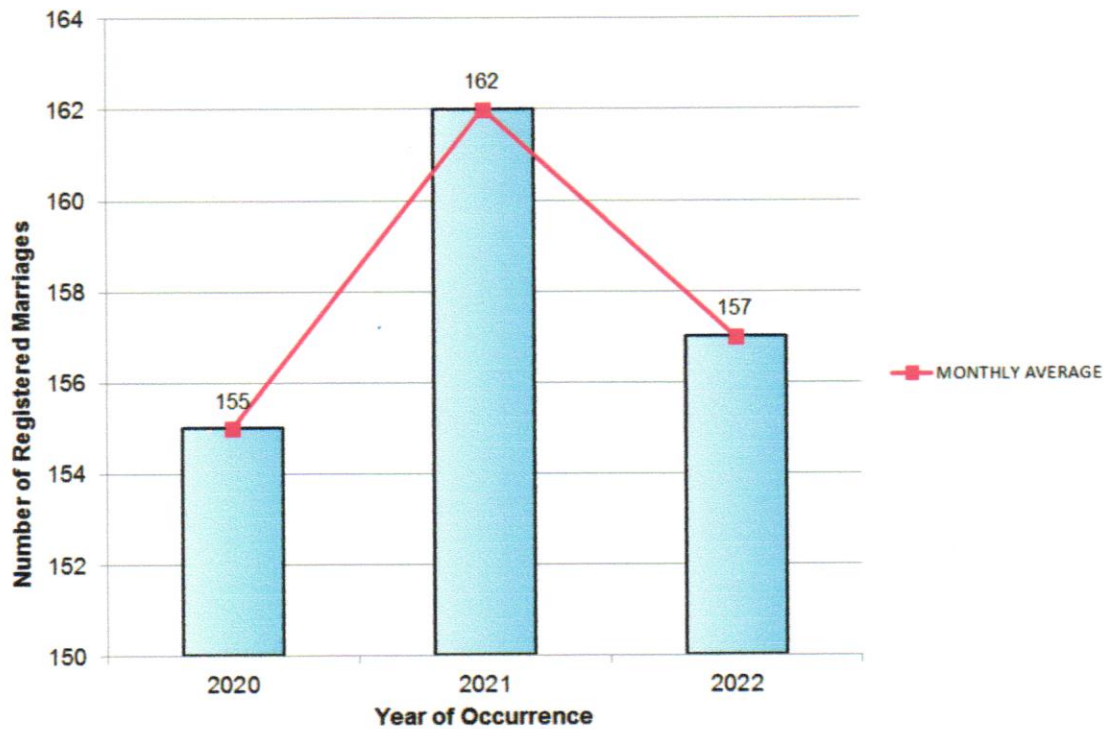
On the average, a total of 157 marriage ceremonies were registered monthly or an average of 5 couples recorded daily in the first quarter of 2022. This showed a decrease of 3.09% from 162 monthly average in 2021. Refer to Table 3, Figure 3 and Figure 4 below.

Table 3. Monthly Average of Registered Marriages, City of Makati: First Quarter 2020, First Quarter 2021 and First Quarter 2022^P

YEAR	TOTAL	MONTHLY AVERAGE
2020	466	155
2021	487	162
2022	471	157

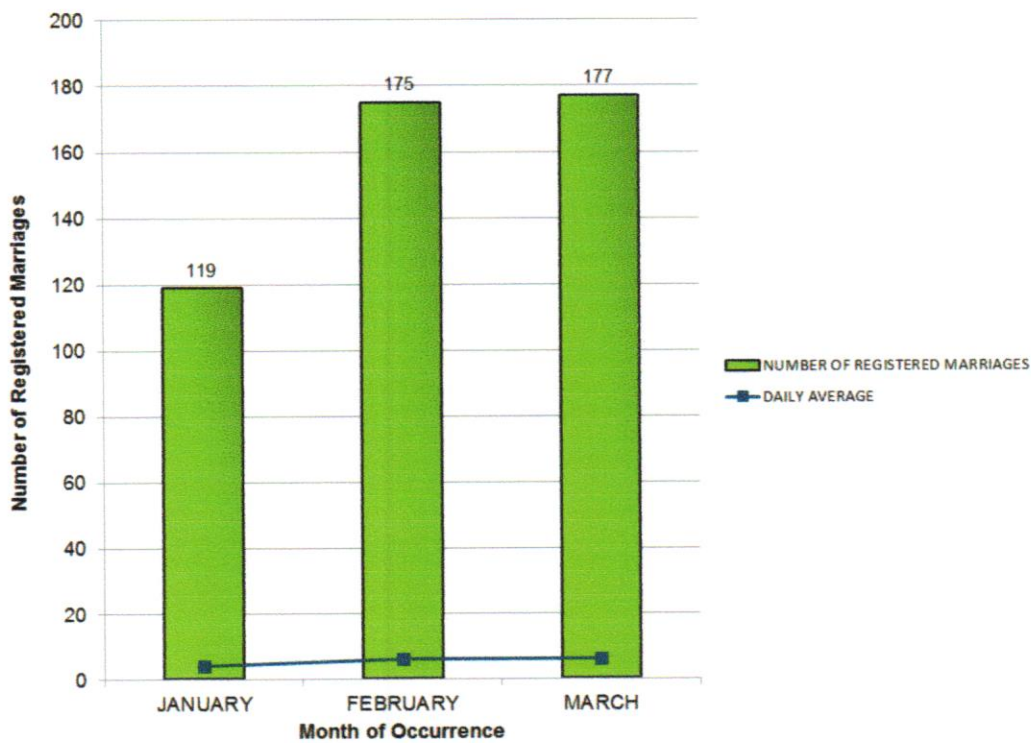
Source: Philippine Statistics Authority, Civil Registration and Vital Statistics Division
^P Preliminary results

Figure 3. Monthly Average of Registered Marriages, City of Makati: First Quarter 2020, First Quarter 2021 and First Quarter 2022^P



Source: Philippine Statistics Authority, Civil Registration and Vital Statistics Division
^P Preliminary results

Figure 4. Number of Registered Marriages by Month of Occurrence, City of Makati: First Quarter 2022^P



Source: Philippine Statistics Authority, Civil Registration and Vital Statistics Division
^P Preliminary results

TECHNICAL NOTES

I. Introduction

Vital statistics are derived from information obtained at the time when the occurrences of vital events and their characteristics are inscribed in a civil register.

Vital acts and events are the births, deaths, fetal deaths, marriages, and all such events that have something to do with an individual's entrance and departure from life together with the changes in civil status that may occur to a person during his lifetime. Recording of these events in the civil register is known as vital or civil registration and the resulting documents are called vital records.

II. Definition of Terms and Concepts

Marriage is a contract of permanent union between a man and a woman entered into in accordance with law for the establishment of conjugal and family life.

Daily Average refers to the arithmetic mean of marriage occurrences per day.

Monthly Average refers to the arithmetic mean of marriage occurrences per month.

Place of Occurrence refers to the place where the vital event took place.



AMELIA G. BASILIO
Chief Statistical Specialist
PSA-NCR PSO III