



SPECIAL RELEASE

Vital Statistics on Registered Marriages – 2022 First Quarter

MUNICIPALITY OF PATEROS

Date of Release: Dec. 28, 2022

Reference No. 2022- 0045

Explanatory Notes

The data on the number of marriages presented herein was obtained from the statistical reports released last December 8, 2022 from the Philippine Statistics Authority (PSA) official website (<https://psa.gov.ph/vital-statistics/id/168463>). The information includes the vital events that occurred from January to August 2022 based on data files received by the PSA - Civil Registration Service (CRS) from the PSOs as of 30 September 2022. Thus, the figures presented herein are still preliminary and may differ from the final count. The vital events of Filipinos abroad are not yet included in this release, but Filipinos whose usual residence is abroad and foreign nationals with vital events occurring in the country during the reference period were included in this report.

Based from the preliminary data as of 8 December 2022, the total number of registered marriages in the National Capital Region for the first quarter of 2022 reached 15,845 or 13.15% share from the total registered marriages in the country. The Municipality of Pateros recorded 74 registered marriages from January to March 2022 with 0.47% share from the total number of registered marriages in the National Capital Region (NCR).

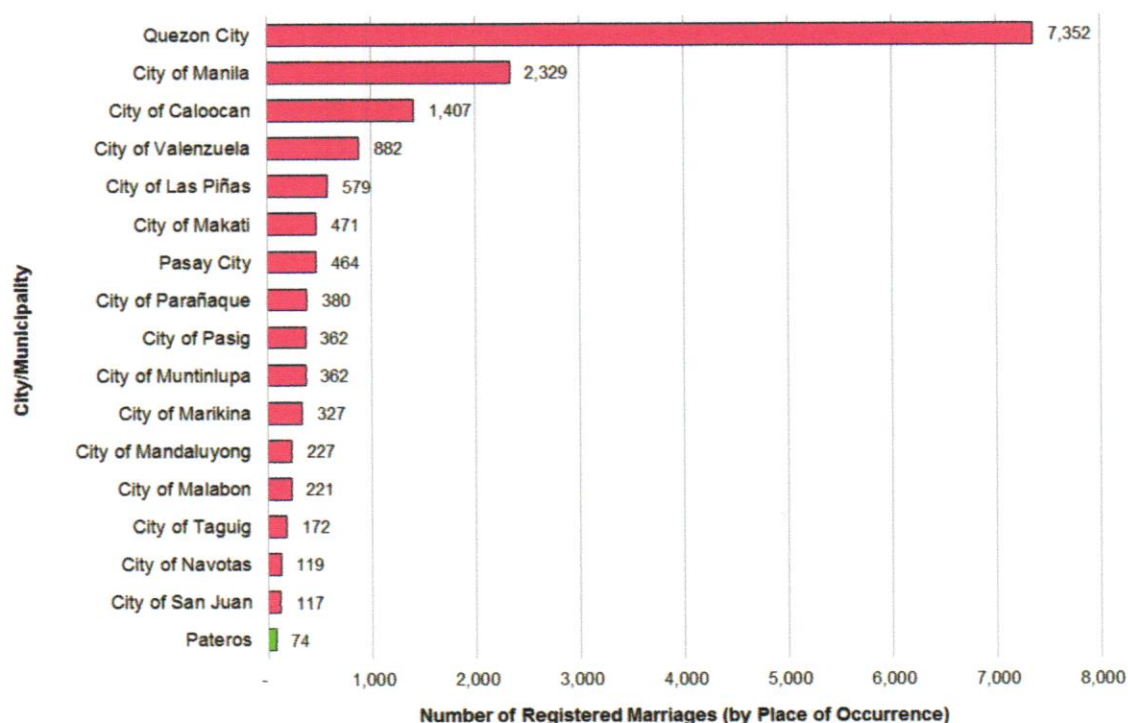
In the National Capital Region, Quezon City reported the highest number of registered marriages with 7,352 (46.40%) while the Municipality of Pateros recorded the lowest number with 74 (0.47%) registered marriages. Refer to Table 1 and Figure 1 below.

Table 1. Number of Registered Marriages, Municipality of Pateros: January to March 2022^P

REGION, PROVINCE, CITY/MUNICIPALITY	Number of Registered Marriages (by Place of Occurrence)
PHILIPPINES	120,491
NATIONAL CAPITAL REGION (NCR)	15,845
MUNICIPALITY OF PATEROS	74

Source: Philippine Statistics Authority, Civil Registration and Vital Statistics Division
^P Preliminary results

Figure 1. Number of Registered Marriages, NCR: January to March 2022^P



Source: Philippine Statistics Authority, Civil Registration and Vital Statistics Division
^P Preliminary results

Registered marriages increase by 34.55% in the First Quarter of 2022

The total number of registered marriages in the Municipality of Pateros for the first quarter of 2022 shows an increase at a rate of 34.55% or 74 total registered marriages compared to 55 in the same quarter of the previous year. Meanwhile, an increase rate of 12.24% was posted from 49 in 2020 to 55 in 2021.

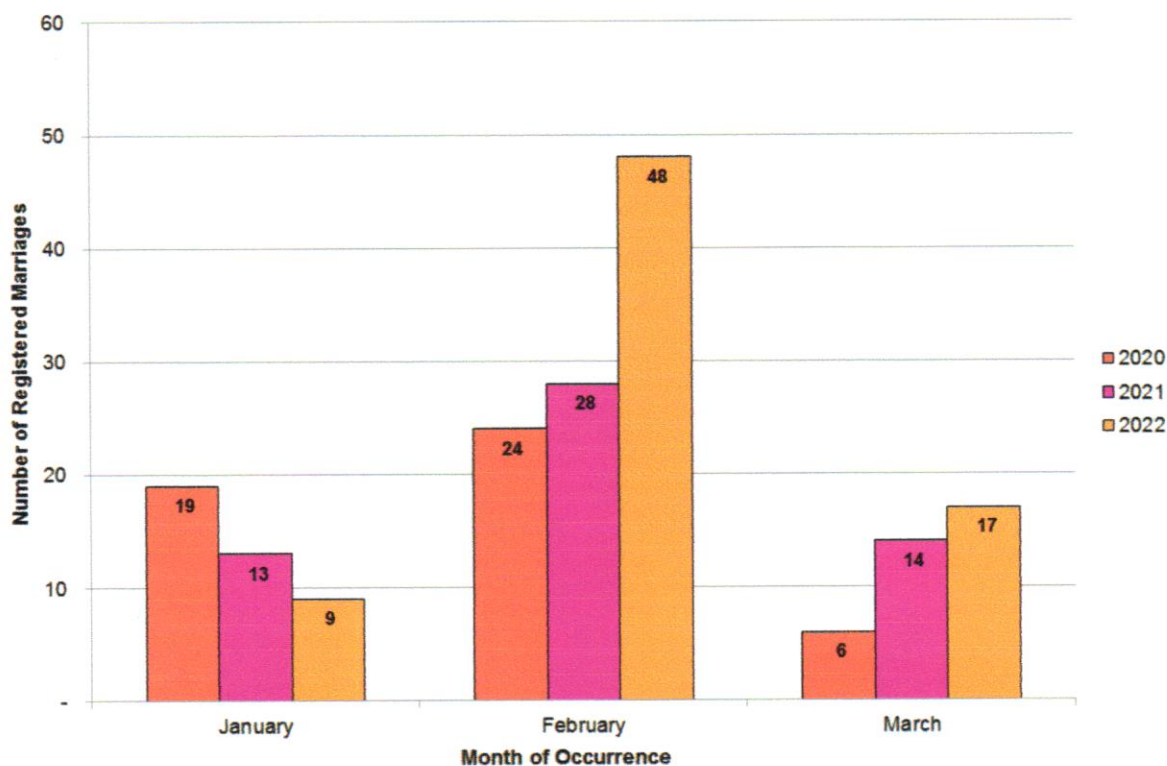
In the monthly occurrence, the highest number of registered marriages occurred in February 2020, followed by January 2020 and February 2021. The lowest number of registered marriages was recorded in the month of January 2022. Refer to Table 2 and Figure 2 below.

Table 2. Number of Registered Marriages by Month of Occurrence, Municipality of Pateros: First Quarter 2020, First Quarter 2021 and First Quarter 2022^P

YEAR	Number of Registered Marriages			
	JANUARY	FEBRUARY	MARCH	TOTAL
2020	19	24	6	49
2021	13	28	14	55
2022	9	48	17	74

Source: Philippine Statistics Authority, Civil Registration and Vital Statistics Division
^P Preliminary results

Figure 2. Number of Registered Marriages by Month of Occurrence, Municipality of Pateros: First Quarter 2020, First Quarter 2021 and First Quarter 2022^P



Source: Philippine Statistics Authority, Civil Registration and Vital Statistics Division
^P Preliminary results

Monthly average reaches 25 in the First Quarter of 2022

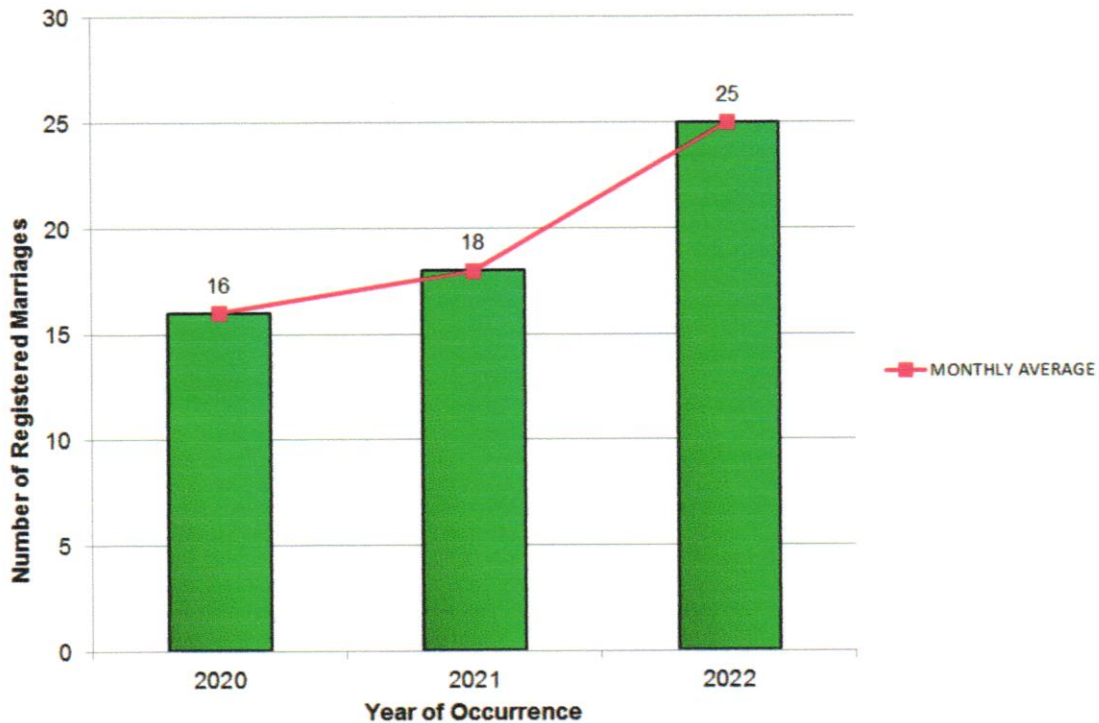
On the average, a total of 25 marriage ceremonies were registered monthly or an average of 1 couple recorded daily in the first quarter of 2022. This showed an increase of 38.89% from 18 monthly average in 2021. Refer to Table 3, Figure 3 and Figure 4 below.

Table 3. Monthly Average of Registered Marriages, Municipality of Pateros: First Quarter 2020, First Quarter 2021 and First Quarter 2022^P

YEAR	TOTAL	MONTHLY AVERAGE
2020	49	16
2021	55	18
2022	74	25

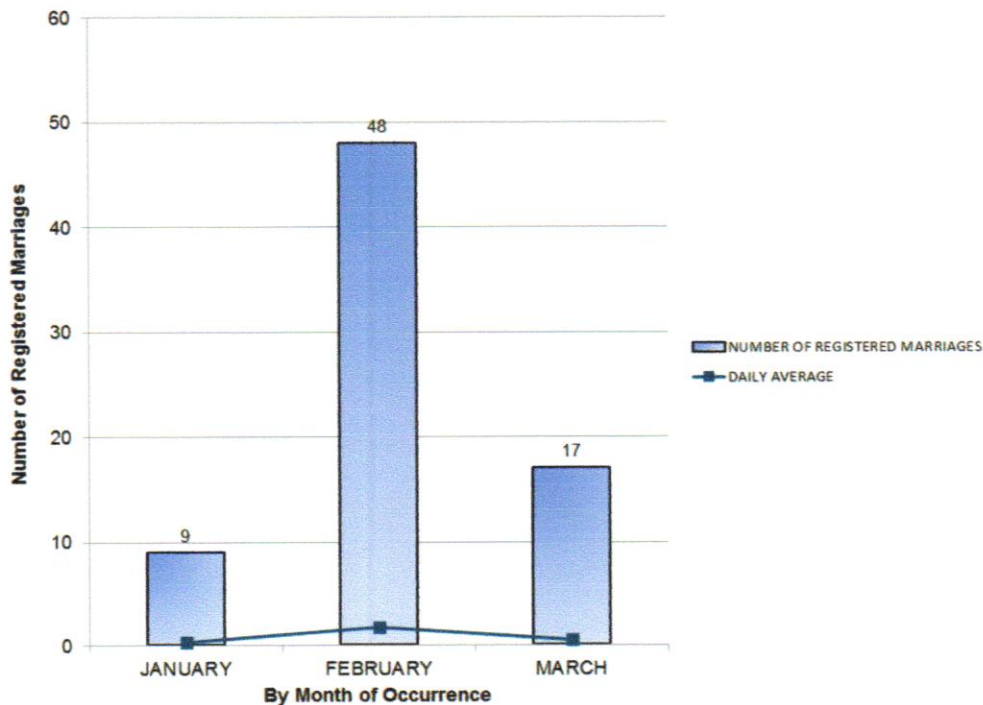
Source: Philippine Statistics Authority, Civil Registration and Vital Statistics Division
^P Preliminary results

Figure 3. Monthly Average of Registered Marriages, Municipality of Pateros: First Quarter 2020, First Quarter 2021 and First Quarter 2022^P



Source: Philippine Statistics Authority, Civil Registration and Vital Statistics Division
^P Preliminary results

Figure 4. Number of Registered Marriages by Month of Occurrence, Municipality of Pateros: First Quarter 2022^P



Source: Philippine Statistics Authority, Civil Registration and Vital Statistics Division
^P Preliminary results

TECHNICAL NOTES

I. Introduction

Vital statistics are derived from information obtained at the time when the occurrences of vital events and their characteristics are inscribed in a civil register.

Vital acts and events are the births, deaths, fetal deaths, marriages, and all such events that have something to do with an individual's entrance and departure from life together with the changes in civil status that may occur to a person during his lifetime. Recording of these events in the civil register is known as vital or civil registration and the resulting documents are called vital records.

II. Definition of Terms and Concepts

Marriage is a contract of permanent union between a man and a woman entered into in accordance with law for the establishment of conjugal and family life.

Daily Average refers to the arithmetic mean of marriage occurrences per day.

Monthly Average refers to the arithmetic mean of marriage occurrences per month.

Place of Occurrence refers to the place where the vital event took place.



AMELIA G. BASILIO
Chief Statistical Specialist
PSA-NCR PSO III