



SPECIAL RELEASE

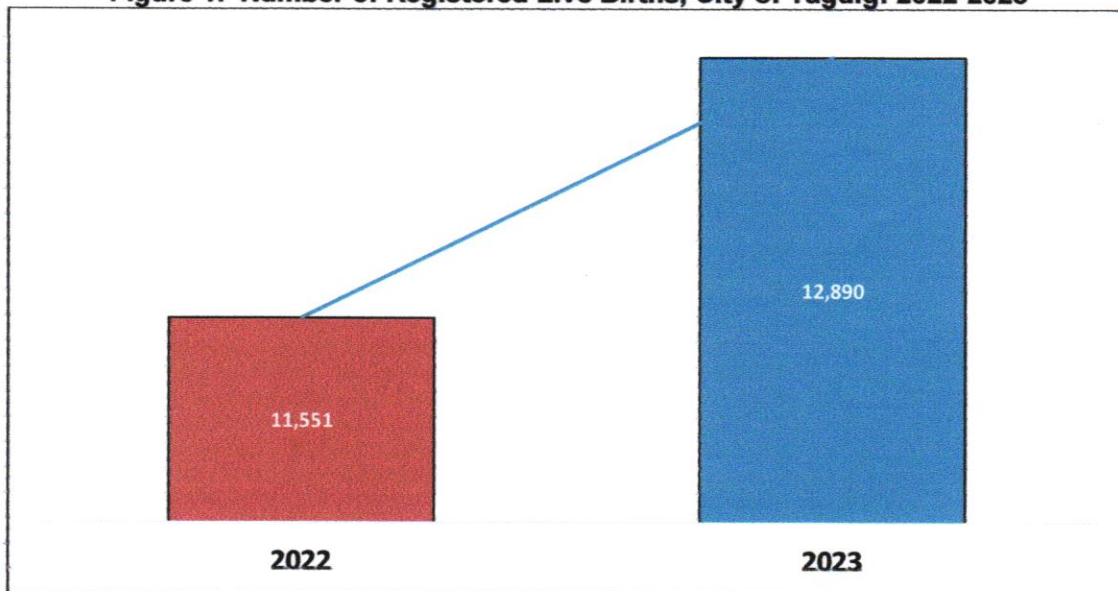
Vital Statistics on Registered Live Births, City of Taguig: 2023

Date of Release: 30 August 2024
Reference No. 2024-0034

Based on the released data as of 31 July 2024, the National Capital Region (NCR) had 163,658 or 12.2 percent share from the total registered live births of 1,344,210 in the country in 2023.

The City of Taguig recorded 12,890 or 7.9 percent share from the total number of registered live births in NCR in 2023, higher by 11.6 percent than the total registered live births of 11,551 in 2022. On average, a total of 1,074 live births were registered monthly or an average of 35 live births daily.

Figure 1. Number of Registered Live Births, City of Taguig: 2022-2023

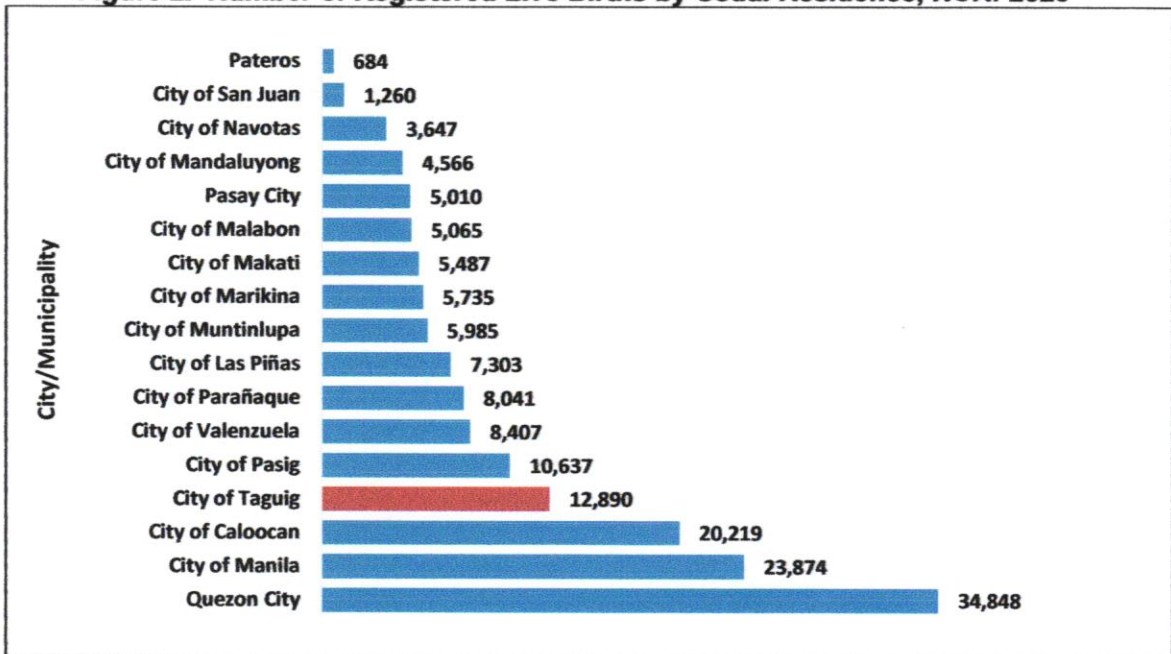


Source: Philippine Statistics Authority, Vital Statistics Division
<https://psa.gov.ph/statistics/vital-statistics>

In NCR, Quezon City recorded the highest number of registered live births with 34,848 (21.3 percent) while the Municipality of Pateros recorded the lowest number with 684 (0.4 percent) live births. The City of Taguig ranked 4th with the highest number of live births in NCR from January to December 2023. Refer to Table 1 and Figure 2.



Figure 2. Number of Registered Live Births by Usual Residence, NCR: 2023

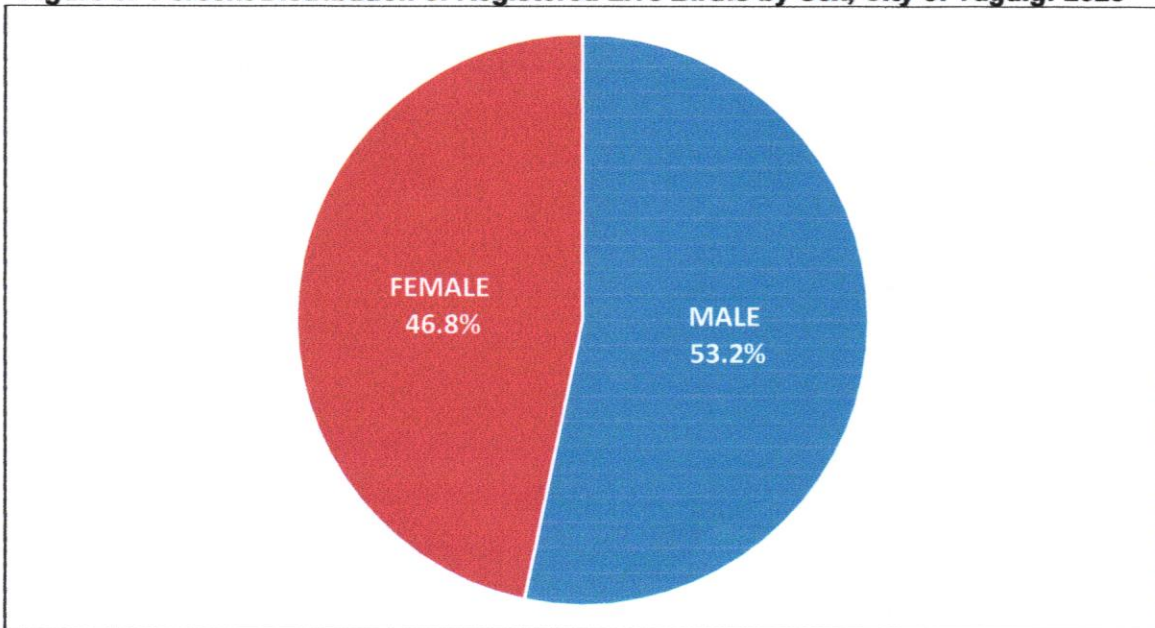


Source: Philippine Statistics Authority, Vital Statistics Division
<https://psa.gov.ph/statistics/vital-statistics>

More live births on males than females

There were more live births on males than females in the City of Taguig in 2023. Out of 12,890 registered live births, 53.2 percent were males while 46.8 percent were females. See Table 1 and Figure 3.

Figure 3. Percent Distribution of Registered Live Births by Sex, City of Taguig: 2023

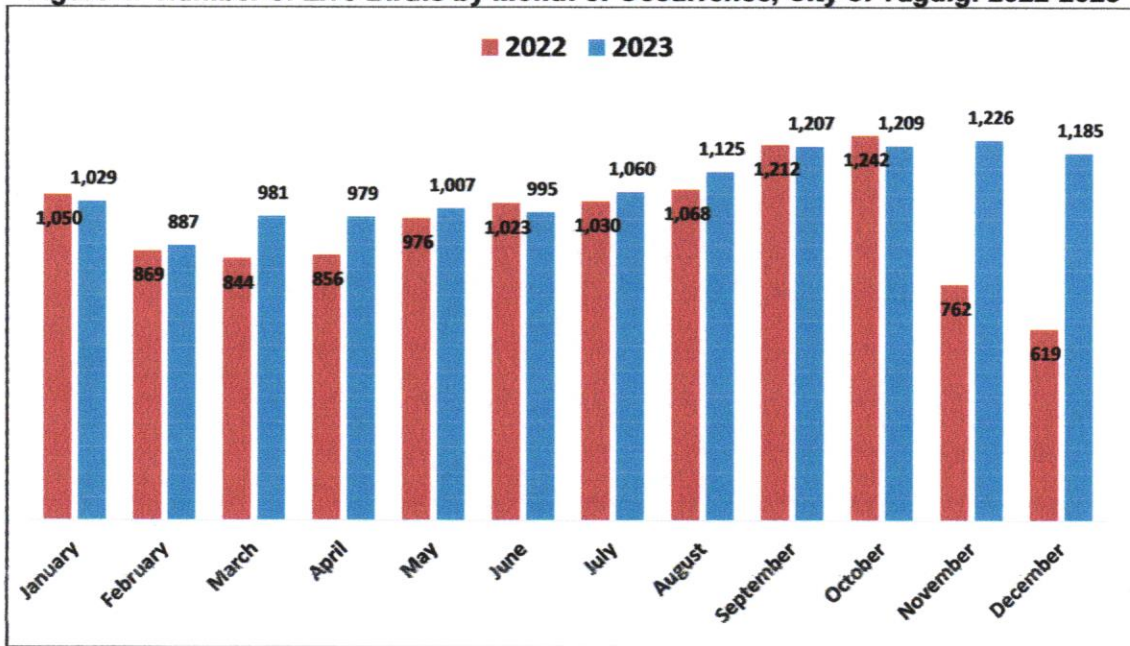


Source: Philippine Statistics Authority, Vital Statistics Division
<https://psa.gov.ph/statistics/vital-statistics>

November recorded the highest number of live births

Figure 4 presents the months with the highest and lowest number of registered live births from 2022 to 2023 in the City of Taguig. October in 2022 recorded the highest with 10.8 percent share (1,242), from the total number of births of 11,551, while November in 2023 registered the highest number of births with a total of 1,226 or 9.5 percent share.

Figure 4. Number of Live Births by Month of Occurrence, City of Taguig: 2022-2023



Source: Philippine Statistics Authority, Vital Statistics Division
<https://psa.gov.ph/statistics/vital-statistics>

Table 1. Number of Registered Births by Sex, City of Taguig: 2023

REGION, PROVINCE, CITY	Total Registered Live Births (by Usual Residence)	Male	Female
PHILIPPINES	1,344,210	699,322	644,888
NATIONAL CAPITAL REGION (NCR)	163,658	85,172	78,486
City of Taguig	12,890	6,860	6,030

Source: Philippine Statistics Authority, Vital Statistics Division
<https://psa.gov.ph/statistics/vital-statistics>

Explanatory Notes

Data on the number of births (vital events) presented in this release were obtained from the Certificate of Live Birth (Municipal Form No. 102) that were timely and late registered births at the appropriate Office of the City/Municipal Civil Registrars all throughout the country and subsequently submitted for encoding to the Office of the Civil Registrar General through the Provincial Statistical Offices (PSOs) of the Philippine Statistics Authority (PSA). The information presented includes vital events that occurred from January to December 2023 based on data files received by the PSA - Civil Registration Service (CRS) from the PSOs and has undergone initial processing as of 31 May 2024. Thus, the figures presented herein are still provisional and may differ from the final count. The vital events of Filipinos abroad are not yet included in this release, but Filipinos whose usual residence is abroad and foreign nationals with vital events occurring in the country during the reference period.

Vital Statistics are derived from information obtained at the time when the occurrences of vital events and their characteristics are inscribed in a civil register. Vital acts and events are the birth, deaths and marriages, and all such events that have something to do with an individual's entrance and departure from life together with the changes in civil status that may occur to a person during his lifetime. Recording of these events in the civil register is known as vital or civil registration and the resulting documents are vital records.

Counts on Live Births include individuals who are born in the Philippines whose usual residence is in a foreign country.

Live Birth is a complete expulsion or extraction from its mother of a product of conception, irrespective of the duration of the pregnancy, which after such separation, breathes or shows any other evidence of life, such as beating of the heart, pulsation of the umbilical cord, or definite movement of voluntary muscles, whether or not the umbilical cord has been cut or placenta is attached; each product of such birth is considered live born.

Usual Residence of Live Births refers to place where the live birth took place.

Daily Average refers to the arithmetic mean of live birth occurrences per day.

Monthly Average refers to the arithmetic mean of live birth occurrences per month.

For more details, please visit www.psa.gov.ph; www.rssoncr.psa.gov.ph/NCRIII



NARCISO H. DINO
(Supervising Statistical Specialist)
Officer-In-Charge
NCR III Provincial Statistics Office



JCP/MFU/RMS/LVP