



SPECIAL RELEASE

CITY OF MAKATI Vital Statistics on Registered Deaths – 2022 First Quarter

Date of Release: February 15, 2023
Reference No. 2023-1024

Explanatory Notes:

The data on the number of deaths presented herein was obtained from the statistical reports released last December 8, 2022 from the Philippine Statistics Authority (PSA) official website (<https://psa.gov.ph/ital-statisticsfiled/168463>). The information includes the vital events that occurred from January to August 2022 based on data files received by the PSA - Civil Registration Service (CRS) from the PSOs as of 30 September 2022. Thus, the figures presented herein are still preliminary and may differ from the final count. The vital events of Filipinos abroad are not yet included in this release, but Filipinos whose usual residence is abroad and foreign nationals with vital events occurring in the country during the reference period were included in this report.

Table 1. Number of Registered Deaths, City of Makati: January to March 2022^P

REGION, PROVINCE, CITY/MUNICIPALITY	Number of Registered Deaths (by Place of Occurrence)
Philippines	173,979
National Capital Region (NCR)	20,233
City of Makati	784

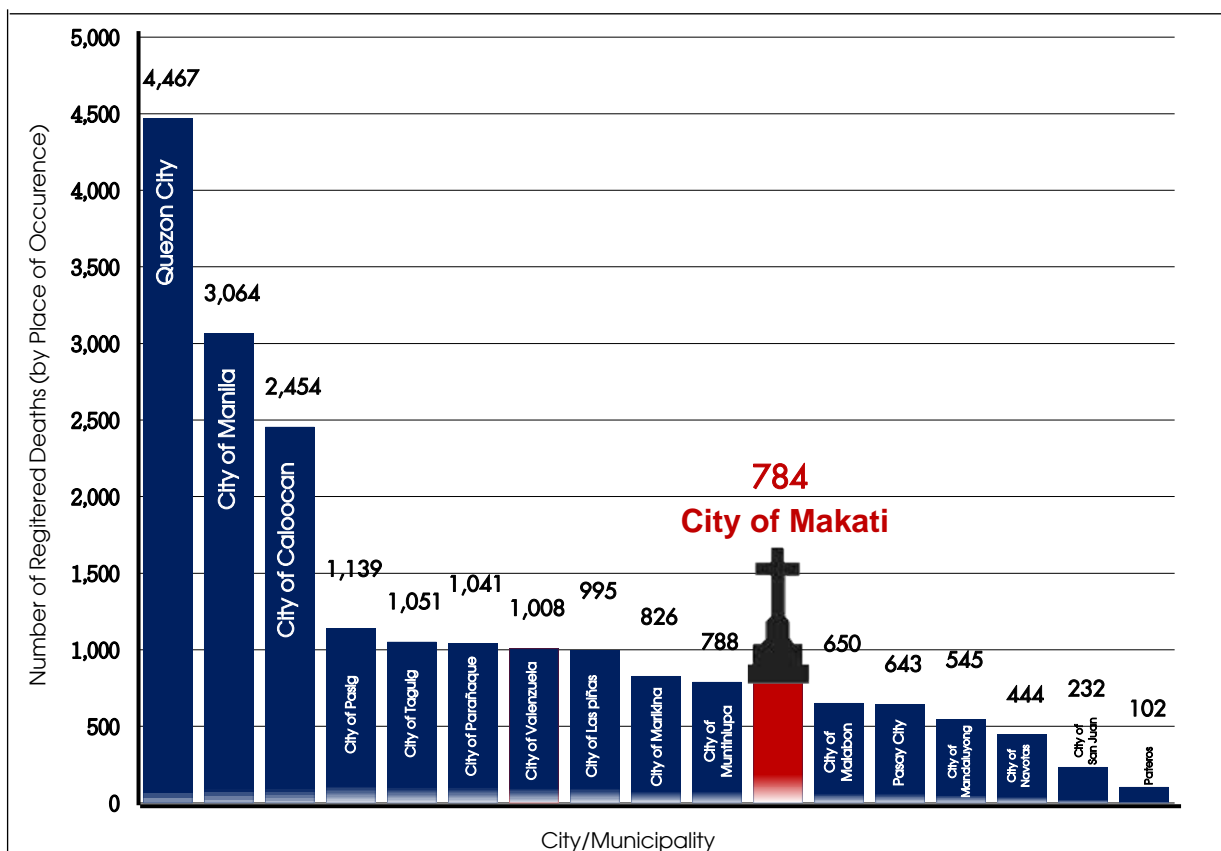
Source: *Philippine Statistics Authority, Civil Registration and Vital Statistics Division, 2022*
^P Preliminary results

Based on the preliminary results as of 30 September 2022, the total number of registered deaths in the National Capital Region (NCR) for the first quarter of 2022 reached 20,233 or 11.63% share from the total registered deaths in the country.

The City of Makati recorded 784 registered deaths from January to March 2022 with 3.87% share from the total number of registered deaths in NCR.

In NCR, Quezon City reported the highest number of registered deaths with 4,467 (22.08%) while the Municipality of Pateros recorded the lowest number with 102 (0.50%) registered deaths. The City of Makati was ranked 11th with the highest number of registered deaths in NCR from January to March 2022.

Figure 1. Number of Registered Deaths, NCR: January to March 2022^P



*Source: Philippine Statistics Authority, Civil Registration and Vital Statistics Division, 2022
^P Preliminary results*

Registered deaths decrease by 23.21% in the First quarter of 2022

The total number of registered deaths in the City of Makati for the first quarter of 2022 showed a decrease of 23.21% or 784 total registered deaths compared to 1,021 in the same quarter of the previous year. Meanwhile, an increase rate of 31.74% was posted from 775 in 2020 to 1,021 in 2021.

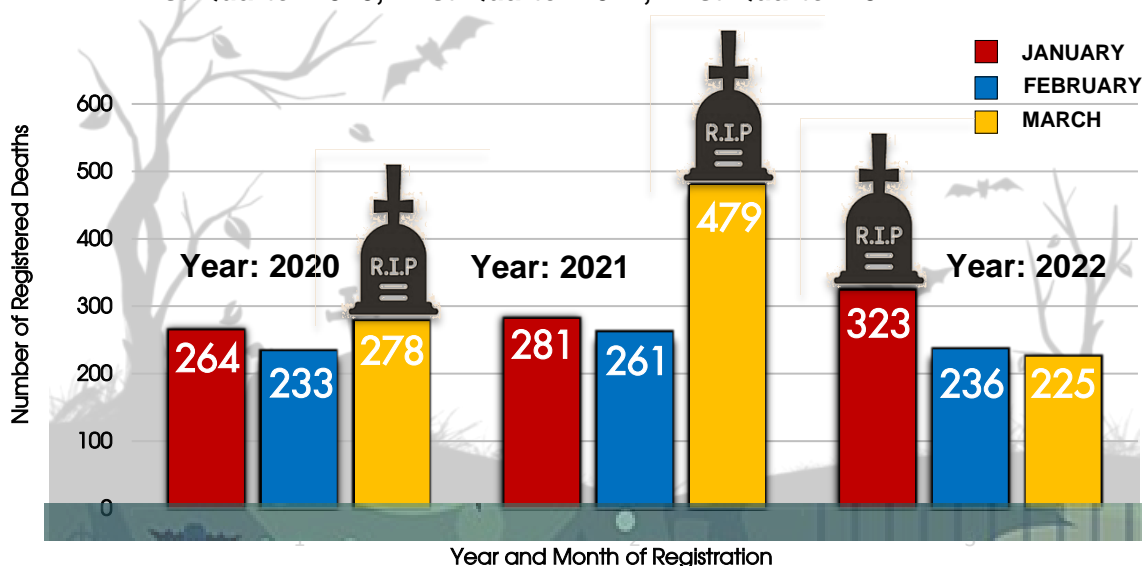
In the monthly occurrence, the highest number of registered deaths occurred in March 2021, followed by January 2022 and January 2021. The lowest number of registered deaths was recorded in the month of March 2022. Refer to the Table 2 and Figure 2 below.

Table 2. Number of Registered Deaths by Month of Occurrence, City of Makati: First Quarter 2020, First Quarter 2021, and First Quarter 2022^P

YEAR	Number of Registered Deaths			Total
	January	February	March	
2020	264	233	278	775
2021	281	261	479	1,021
2022	323	236	225	784

*Source: Philippine Statistics Authority, Civil Registration and Vital Statistics Division, 2020,2021,2022
^P Preliminary results*

Figure 2. Number of Registered Deaths by Month of Occurrence, City of Makati: First Quarter 2020, First Quarter 2021, First Quarter 2022^P



Source: Philippine Statistics Authority, Civil Registration and Vital Statistics Division, 2020,2021,2022
^P Preliminary results

Monthly average reaches 261 in the First Quarter of 2022

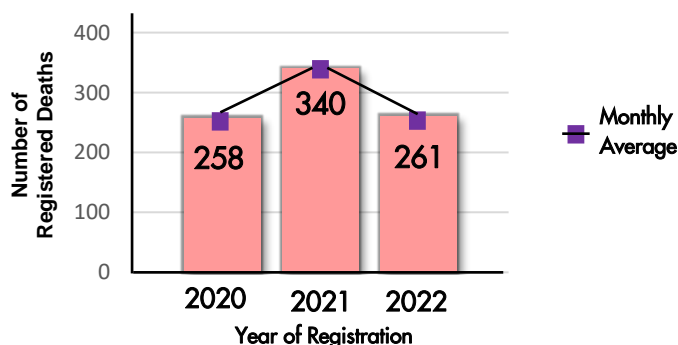
On the average, a total of 261 deaths were registered monthly or an average of 9 recorded daily in the first quarter of 2022. This showed a decrease of 23.41% from 340 monthly average in 2021. Refer to Table 3, Figure 3, and Figure 4 below.

Table 3. Daily and Monthly Average of Registered Deaths, City of Makati: First Quarter 2020, First Quarter 2021, and First Quarter 2022^P

YEAR	TOTAL	MONTHLY AVERAGE
2022	784	261
2021	1,021	340
2020	775	258

Source: Philippine Statistics Authority, Civil Registration and Vital Statistics Division, 2020,2021,2022
^P Preliminary results

Figure 3. Monthly Average of Registered Deaths, City of Makati: First Quarter 2020, First Quarter 2021, First Quarter 2022^P



Source: Philippine Statistics Authority, Civil Registration and Vital Statistics Division, 2020,2021,2022
^P Preliminary results

TECHNICAL NOTES

I. Introduction:

Vital Statistics are derived from information obtained at the time when the occurrences of vital events and their characteristics are inscribed in a civil register.

Vital acts and events are the births, deaths, fetal deaths, marriages, and all such events that have something to do with an individual's entrance and departure from life together with the changes in civil status that may occur to a person during his lifetime. Recording of these events in the civil register is known as a vital or civil registration documents are called vital records.

I. Definition of Terms:

Deaths refers to the permanent disappearance of all evidence of life at any time after live birth has taken place (postnatal cessation of vital function without capability of resuscitation).

Fetal Deaths refers to death prior to the complete expulsion or extraction of a product of conception from its mother, irrespective of the duration of pregnancy; the death is indicated by the fact that after such separation, the fetus does not breathe or show any other evidence of life, such as beating of the heart, pulsation of the umbilical cord, and definite movement of voluntary muscles.

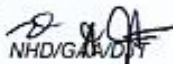
Daily Average refers to the arithmetic mean of deaths occurrences per day.

Monthly Average refers to the arithmetic mean of deaths occurrences per month.

Place of Occurrences refers to the place where the vital event took place.



PACIANO B. DIZON
(Director II)
Officer-in-Charge, NCR PSO III



NHD/GA/DIT