

SPECIAL RELEASE

CHILDREN OF CITY OF MARIKINA: 2020

Date of Release: 30 June 2025

Reference No. 2025-SR-032

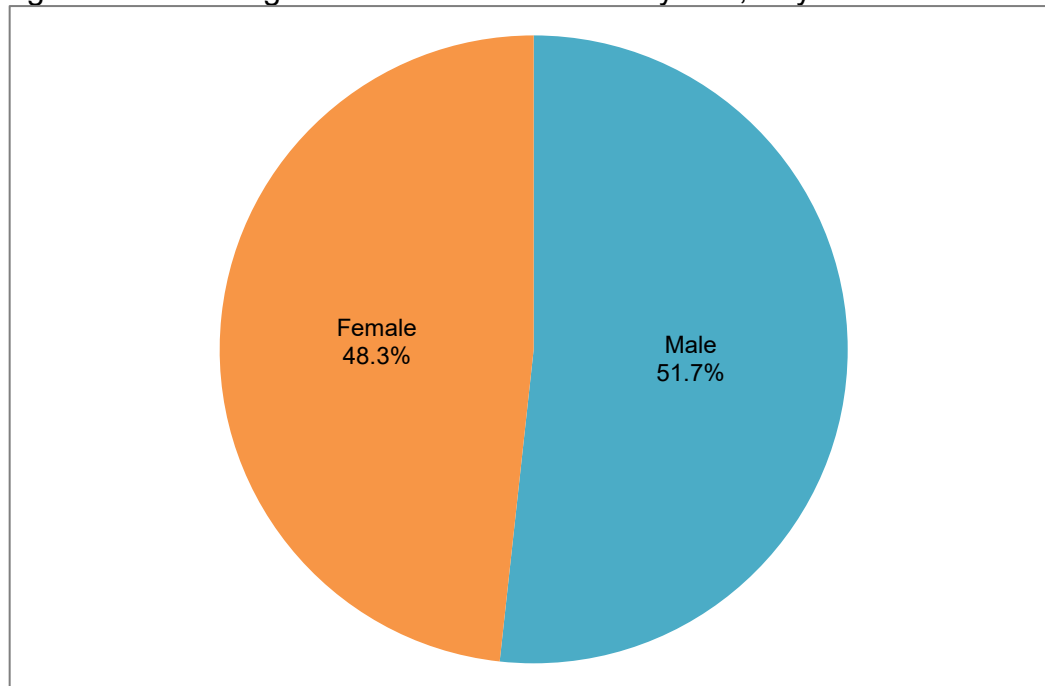
A child is defined as an individual whose age is less than 18 years.

Male children outnumbered females

Based on the 2020 Census of Population and Housing (CPH) results, the City of Marikina had a total population of 147,579 children. The total population comprises 76,339 or 51.7 percent males—exceeding females by 5,099 persons—resulting in a sex ratio of 107 males for every 100 females.

Figure 1 illustrates the percentage of children by sex in City of Marikina for 2020.

Figure 1. Percentage Distribution of Children by Sex, City of Marikina: 2020



Source: Philippine Statistics Authority, 2020 Census of Population and Housing

At the barangay level, Barangay Malanday registered the highest child population with 19,247, or 13.0 percent, followed by Barangay Tumana, with 19,230, or 13.0 percent. Meanwhile the smallest child population was in Barangay Sta. Elena, with 1,528 or 1.0 percent.

Five in every 1,000 boys and girls married before reaching the age of 18

In 2020, 722 children in the city married at a young age, which is 0.5 percent of that population, while 981 were common-law or in a live-in setup.

On the other hand, 31, or 0.02 percent of the population, have been divorced, separated, or annulled. Additionally, two, or 0.001 percent, lost their wife or husband through death.

The remaining eight accounted for children whose marital status was unknown.

Table 1. Number of Children by Sex and by Marital Status, City of Marikina: 2020

Sex	Marital Status						
	Total	Single	Married	Common-law/ Live-in	Widowed	Divorced/ Separated/ Annulled	Unknown
Total	147,579	145,835	722	981	2	31	8
Male	76,339	75,568	355	402	2	8	4
Female	71,240	70,267	367	579	-	23	4

Note: “-“ means zero.

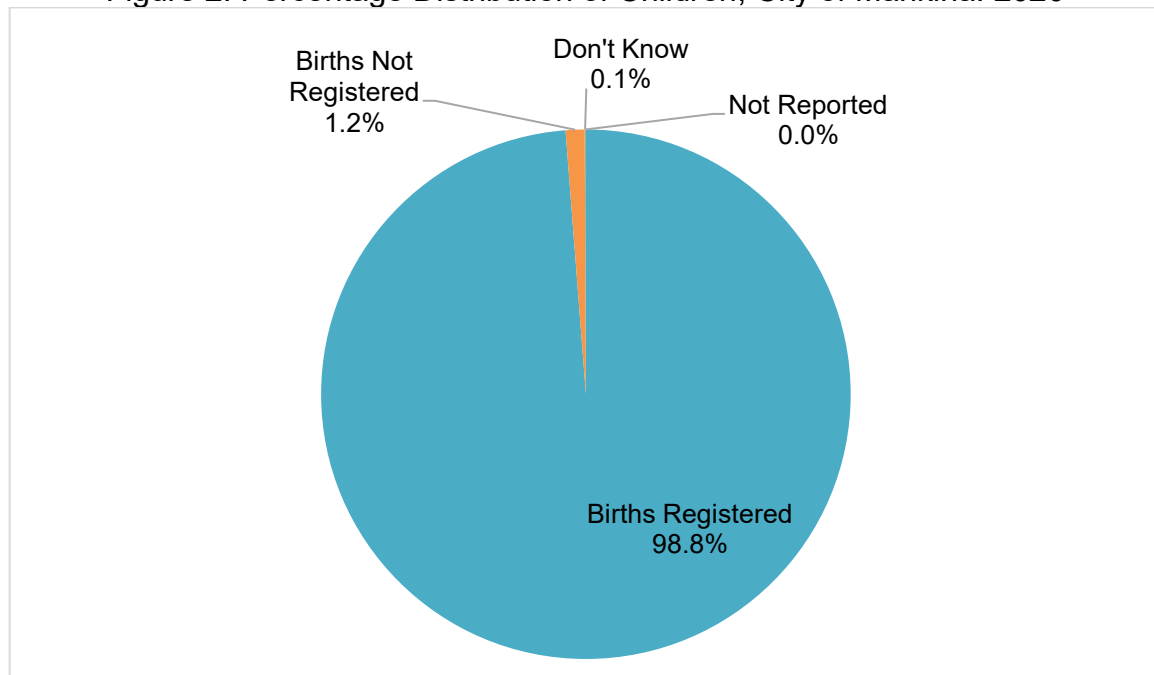
Source: Philippine Statistics Authority, 2020 Census of Population and Housing

Birth registration among children in the city is notably high

City of Marikina had a positive birth registration count of 145,769 or 98.8 percent, but there were 1,700 or 1.2 percent unregistered births. On the other hand, over 70 (0.1 percent) don’t know if their births are registered while around 30 (0.02) people had no report.

Figure 2 depicts the distribution of children by birth registration in City of Marikina for 2020.

Figure 2. Percentage Distribution of Children, City of Marikina: 2020



Note: 0.0 means value is less than 0.05.

Source: Philippine Statistics Authority, 2020 Census of Population and Housing

Self-caring is the most prevalent functional difficulty among children in Marikina

There are six core indicators of functional difficulty among children aged five to 17 years old, namely: (a) seeing even if wearing eyeglasses; (b) hearing even if using a hearing aid; (c) walking or climbing steps; (d) remembering or concentrating; (e) self-caring; and (f) communicating using his/her usual customary language.

Based on the 2020 CPH, self-caring such as washing all over or dressing has the highest severity among the six indicators. With a total case of 56 or 0.05 percent, followed by communicating using his/her usual customary language, with 52 cases or 0.05 percent. Next is walking or climbing steps with 35 cases or 0.03 percent. Meanwhile hearing even if using a hearing aid records 16 cases or 0.02 percent. On the other hand, the lowest functional difficulty among children records 15 cases or 0.01 percent go to seeing even if wearing eyeglasses.

Basic literacy rate nearly equal among male and female children

In City of Marikina, 100,733 children (95.6%) aged five to 17 years old can read and write simple messages. The literacy rates for both sexes are nearly equal at 95.6 percent.

Majority of Children Aged 5 to 17 Attained Grade-Level Education

In 2020, 101,023 (95.8%) of children aged five to 17 completed and had reached or completed a grade level. However, 4,399 children had not completed any grade, while data for others were not reported.

More than half the number of children aged five (4,497, or 55.0%) in City of Marikina had reached or completed early childhood education. Among those aged 6 to 11, 87.6 percent had reached or completed elementary education under the K to 12 Curriculum. Meanwhile, seven in every 10 children aged 12 to 15 (23,932 or 73.9%) had reached or completed junior high school.

On the other hand, about two in every five (6,418 or 42.9%) children aged 16 to 17 have reached or completed senior high school.

Table 2. Children Population 5 to 17 Years Old by Highest Grade Completed and by Age Group, City of Marikina: 2020


Highest Grade/Year Completed	Total	5	6-11	12-15	16-17
Total	105,422	8,176	49,927	32,370	14,949
No Grade Completed	4,399	3,567	707	92	33
Preschool	2	-	-	2	-
Kindergarten	9,601	4,497	5,054	43	7
Special Needs Education/Second-Chance Education - Elementary K to 12 Program	149	-	31	89	29
Grade 1 to 6	52,477	-	43,735	8,156	586
Junior High School	31,605	-	-	23,932	7,673
Senior High School	6,418	-	-	-	6,418
Special Needs Education/Second-Chance Education - High School	43	-	-	16	27
Post-Secondary	12	-	-	2	10
Short-Cycle Tertiary	9	-	-	-	9
College Undergraduate	110	-	-	-	110
Not Reported	597	112	400	38	47

Note: “-” means zero

Source: Philippine Statistics Authority, 2020 Census of Population and Housing

Almost 140,000 children are OFWs

The number of children aged who work overseas was recorded at 154 individuals, representing 0.7 percent of the children’s population ages 15 to 17 years in the city. The total includes 78 or 50.6 percent in males and 76 or 49.4 percent in females.


HELEN L. ADOLACION
Chief Statistical Specialist

JGA/BBC

Attachments:

1. *Table 3. Number of Children by Sex and by Barangay, City of Marikina: 2020*
2. *Table 4. Number of Children by Sex and by Barangay, and Sex Ratio, City of Marikina: 2020*
3. *Table 5. Number and Percentage Distribution of Children by Functional Difficulty Domain and Severity, City of Marikina: 2020*
4. *Table 6. Number of Children by Sex and by Literacy, City of Marikina: 2020*
5. *Table 7. Number of Overseas Working Children Aged 15 Years and Over by Sex, City of Marikina: 2020*

Table 3. Number of Children by Sex, City of Marikina: 2020

Sex	No.	%
Total	147,579	100.0
Male	76,339	51.7
Female	71,240	48.3

Source: Philippine Statistics Authority, 2020 Census of Population and Housing

Table 4. Number of Children by Sex and by Barangay, and Sex Ratio, City of Marikina: 2020

City/Barangay	Both Sexes		Sex				Sex Ratio
	Total	%	Male	%	Female	%	
City of Marikina	147,579	100.0	76,339	100.0	71,240	100.0	107
Barangka	4,812	3.3	2,560	3.4	2,252	3.2	114
Calumpang	4,435	3.0	2,253	3.0	2,182	3.1	103
Concepcion Uno	13,403	9.1	6,960	9.1	6,443	9.0	108
Jesus De La Peña	2,859	1.9	1,534	2.0	1,325	1.9	116
Malanday	19,247	13.0	9,974	13.1	9,273	13.0	108
Nangka	14,663	9.9	7,530	9.9	7,133	10.0	106
Parang	12,489	8.5	6,603	8.6	5,886	8.3	112
San Roque	4,651	3.2	2,436	3.2	2,215	3.1	110
Santa Elena	1,528	1.0	781	1.0	747	1.0	105
Santo Niño	8,780	5.9	4,556	6.0	4,224	5.9	108
Tañong	2,754	1.9	1,444	1.9	1,310	1.8	110
Concepcion Dos	5,771	3.9	2,951	3.9	2,820	4.0	105
Marikina Heights	13,354	9.0	6,885	9.0	6,469	9.1	106
Industrial Valley	5,292	3.6	2,750	3.6	2,542	3.6	108
Fortune	14,311	9.7	7,288	9.5	7,023	9.9	104
Tumana	19,230	13.0	9,834	12.9	9,396	13.2	105

Source: Philippine Statistics Authority, 2020 Census of Population and Housing

Table 5. Number and Percentage Distribution of Children by Functional Difficulty Domain and Severity, City of Marikina: 2020

Functional Difficulty Domain/Severity	Number	%
Functional Difficulty in Seeing even if wearing eyeglasses		
Total	105,422	100.0
Without Functional Difficulty	103,262	98.0
With Mild Functional Difficulty	1,633	1.5
With Moderate Functional Difficulty	89	0.1
With Severe Functional Difficulty	15	0.0
Not Reported	423	0.4
Functional Difficulty in Hearing even if using a hearing aid		
Total	105,422	100.0
Without Functional Difficulty	104,823	99.4
With Mild Functional Difficulty	139	0.1
With Moderate Functional Difficulty	21	0.0
With Severe Functional Difficulty	16	0.0
Not Reported	423	0.4

Table 5. (conc.)

Functional Difficulty Domain/Severity	Number	%
Functional Difficulty in Walking or Climbing Steps		
Total	105,422	100.0
Without Functional Difficulty	104,805	99.4
With Mild Functional Difficulty	118	0.1
With Moderate Functional Difficulty	41	0.0
With Severe Functional Difficulty	35	0.0
Not Reported	423	0.4
Functional Difficulty in Remembering or Concentrating		
Total	105,422	100.0
Without Functional Difficulty	104,803	99.4
With Mild Functional Difficulty	130	0.1
With Moderate Functional Difficulty	47	0.0
With Severe Functional Difficulty	19	0.0
Not Reported	423	0.4
Functional Difficulty in Self-Caring (such as washing all over or dressing)		
Total	105,422	100.0
Without Functional Difficulty	104,719	99.3
With Mild Functional Difficulty	178	0.2
With Moderate Functional Difficulty	44	0.0
With Severe Functional Difficulty	56	0.1
Not Reported	425	0.4
Functional Difficulty in Communicating using his/her usual (customary) language		
Total	105,422	100.0
Without Functional Difficulty	104,719	99.3
With Mild Functional Difficulty	172	0.2
With Moderate Functional Difficulty	56	0.1
With Severe Functional Difficulty	52	0.0
Not Reported	423	0.4

Note: 0.0 means value is less than 0.05 percent.

Source: Philippine Statistics Authority, 2020 Census of Population and Housing

Table 6. Number of Children by Sex and by Literacy, City of Marikina: 2020

Sex	Total	Literate		Illiterate	
		No.	%		%
Total	105,422	100,733	95.6	4,689	4.4
Male	54,535	52,110	95.6	2,425	4.4
Female	50,887	48,623	95.6	2,264	4.4

Source: Philippine Statistics Authority, 2020 Census of Population and Housing

Table 7. Number of Overseas Working Children Aged 15 Years and Over
by Sex, City of Marikina: 2020

Sex	No. of Children Aged 15 Years and Over	Overseas Worker	
		No.	%
Total	22,004	154	0.7
Male	11,221	78	0.7
Female	10,783	76	0.7

Source: Philippine Statistics Authority, 2020 Census of Population and Housing