

SPECIAL RELEASE

BIRTH STATISTICS IN THE CITY OF MARIKINA: 2022

Date of Release: 30 July 2025

Reference No.: 2025-SR-039 (PSO II)

EXPLANATORY NOTE

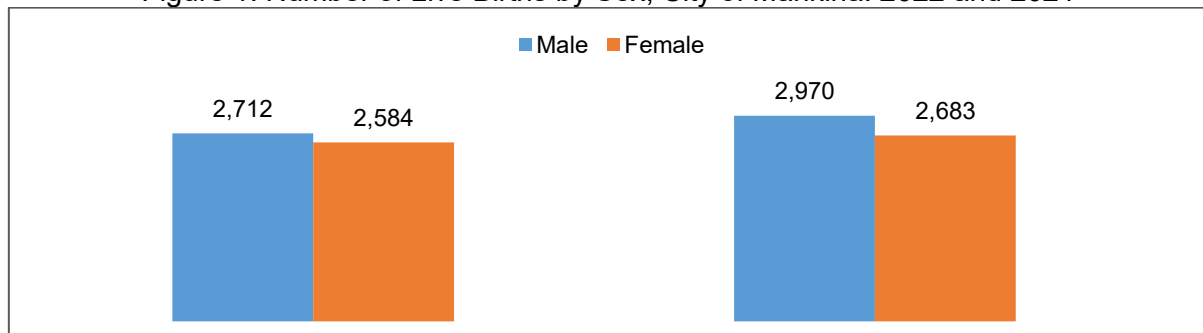
This special release presents data on births that occurred in 2022. Statistics were based on the usual place of residence of mother. The figures in this annual publication are derived from the vital events registered at the Local Civil Registry Offices throughout the Philippines, whether late or timely.

Live birth decreases by 6.3 percent

The City of Marikina recorded a total of 5,296 live births in 2022, a decrease of 6.3 percent from the 5,653 live births posted for the year 2021. This translates to 15 babies born daily, on the average.

Of the total registered live births, 2,712, or 51.2 percent, were males and 2,584, or 48.8 percent, were females.

Figure 1. Number of Live Births by Sex, City of Marikina: 2022 and 2021



Source: Philippine Statistics Authority, Vital Statistics Division

Among the live births, 5,133, or 96.9 percent, were timely and 163, or 3.1 percent, were registered late.

Table 1. Number of Live Birth by Registration Status, City of Marikina: 2022 and 2021

| Year | Registration Status | | |
|------|---------------------|--------|------|
| | Total | Timely | Late |
| 2022 | 5,296 | 5,133 | 163 |
| 2021 | 5,653 | 5,493 | 160 |

Source: Philippine Statistics Authority, Vital Statistics Division

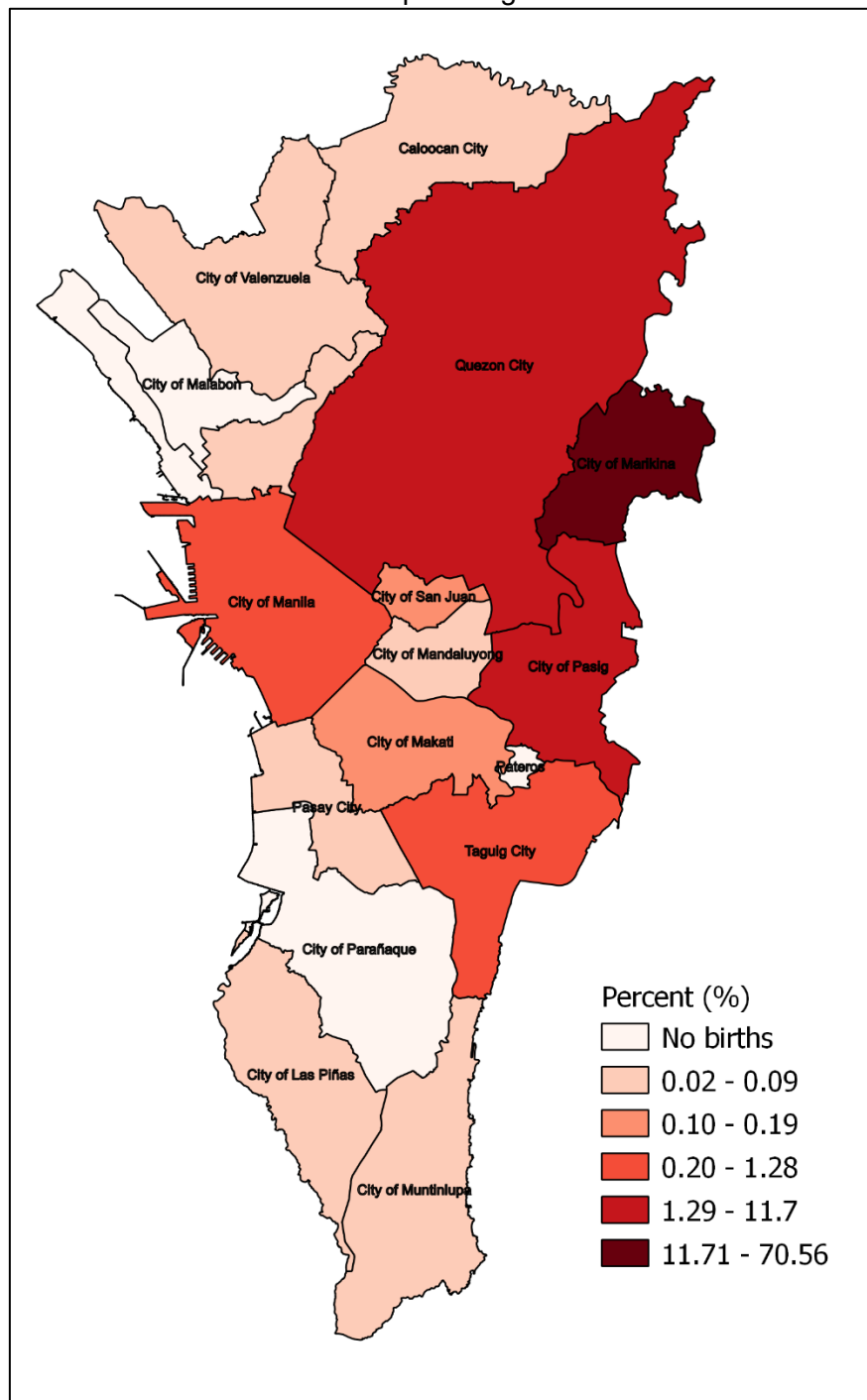


Some babies are delivered outside Marikina

Three in every 10 babies were born outside the usual place of residence of the mother—City of Marikina. Some of the birth deliveries took place in nearby cities within the National Capital Region, while others occurred in other regions.

Among those born outside the City of Marikina, the highest were recorded in Angono, Rizal, with 654 (12.3%), and in Quezon City, with 620 (11.7%).

Figure 2. Map of Distribution of Live births by Place of Occurrence, National Capital Region: 2022



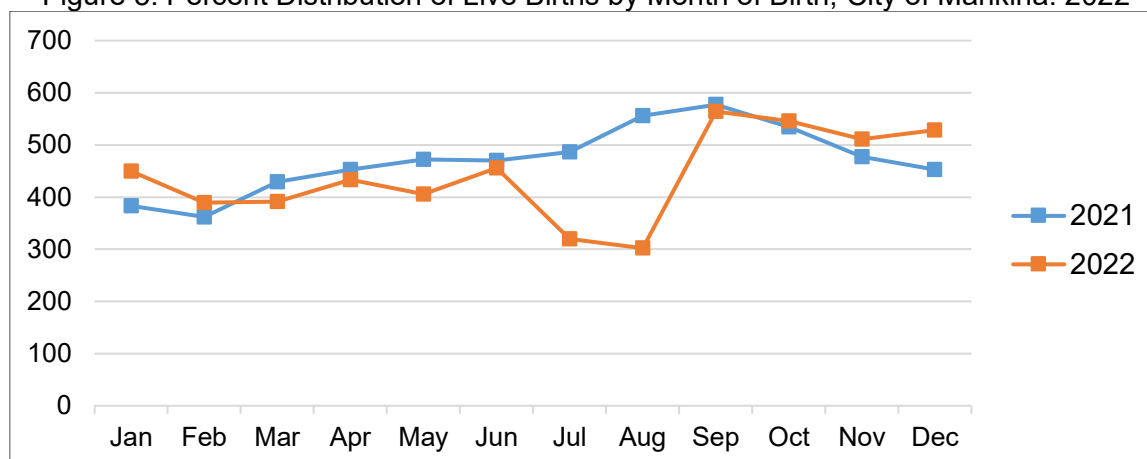
Source: Philippine Statistics Authority, Vital Statistics Division

September records the most live births in 2022

The number of live births shows fluctuations across the months in 2021 and 2022. In both years, September consistently recorded the highest number of live births, with 577 in 2021 and 564 in 2022.

The number of babies born in September 2022 averages to 18 each day.

Figure 3. Percent Distribution of Live Births by Month of Birth, City of Marikina: 2022

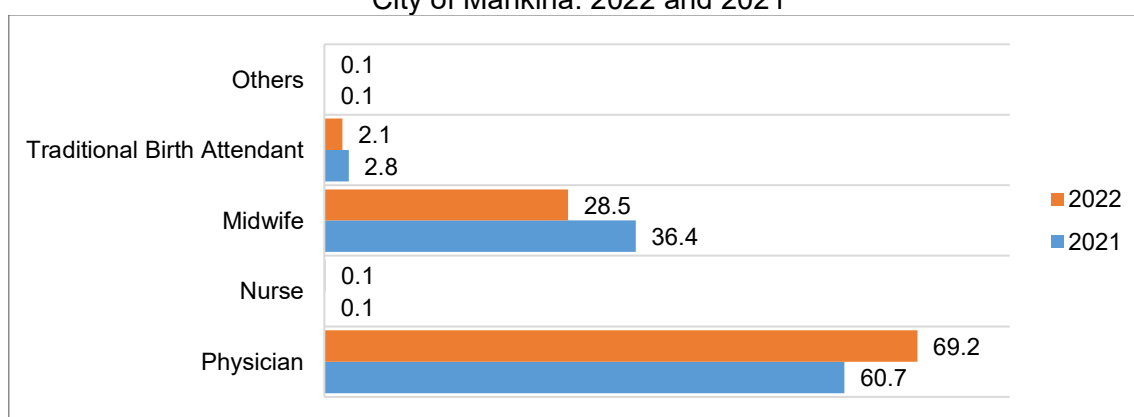


Source: Philippine Statistics Authority, Civil Registration Service, Vital Statistics Division

98 in every 100 births are medically assisted

Health professionals (physicians, nurses, and midwives) attended 97.8 percent of registered birth deliveries in the City of Marikina, a notable increase from 2021, when 97.1 percent of the total registered live births were medically attended.

Figure 4. Percent Distribution of Live Births by Attendant at Birth, City of Marikina: 2022 and 2021



Source: Philippine Statistics Authority, Vital Statistics Division

Among the medically attended live births, 5,119, or 98.8 percent, were born at the hospital, while 59 were delivered at home and two elsewhere.

Table 2. Number of Live Births by Attendant at Birth and by Type of Place of Occurrence, City of Marikina: 2022

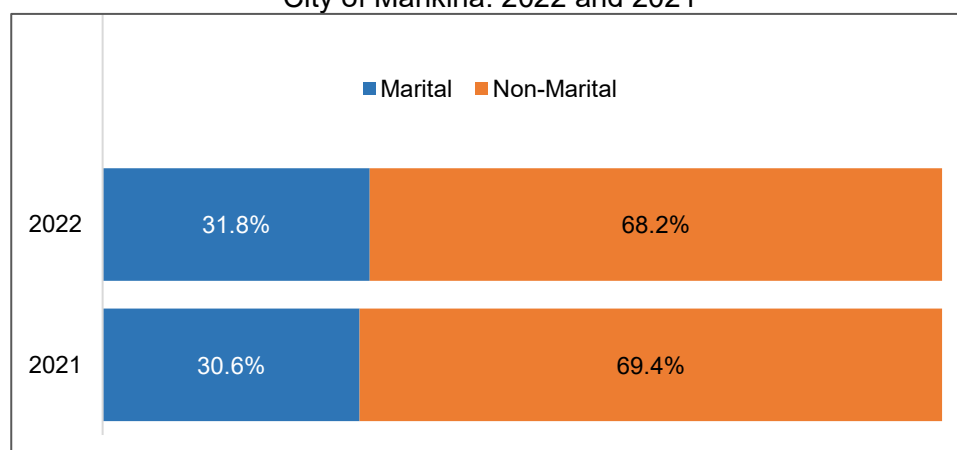
| Attendant at Birth | Type of Place of Occurrence | | | |
|-----------------------------|-----------------------------|----------|------|--------|
| | Total | Hospital | Home | Others |
| Total | 5,296 | 5,119 | 175 | 2 |
| Physician | 3,666 | 3,663 | 2 | 1 |
| Nurse | 6 | 5 | 1 | 0 |
| Midwife | 1,508 | 1,451 | 56 | 1 |
| Traditional Birth Attendant | 112 | 0 | 112 | 0 |
| Others | 4 | 0 | 4 | 0 |

Source: Philippine Statistics Authority, Vital Statistics Division

About two out of three live births are nonmarital

There were 3,614 babies, or 68.2 percent, in 2022 were born outside marriage. This was lower by 307, or 1.1 percentage points, in the previous year.

Figure 5. Percent Distribution of Live Births by Legitimacy Status, City of Marikina: 2022 and 2021



Source: Philippine Statistics Authority, Vital Statistics Division

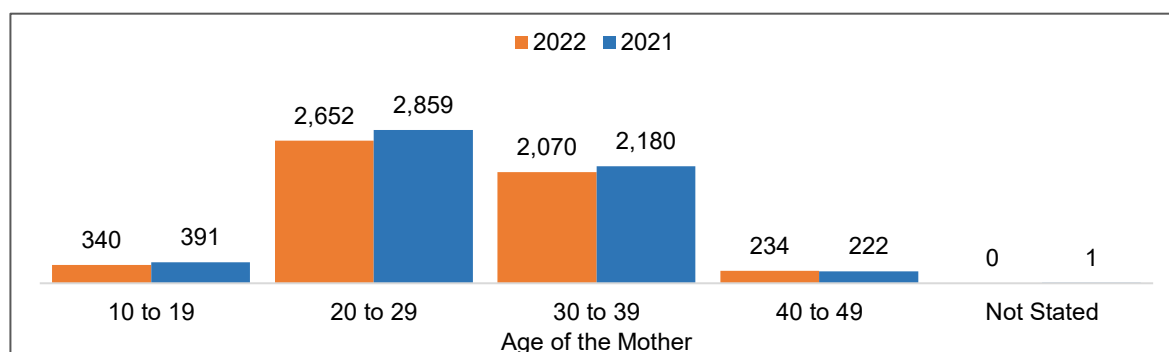
Decline in teen births seen in Marikina

The highest percentage of live births was delivered by mothers aged 20 to 29, with 2,652, or 50.1 percent of the total registered live births. This was slightly lower than the 2021 record of 2,859, which was delivered by a mother in the same age group.

The average age at which a woman gave birth was 28 years.

Compared to 2021, the year 2022 showed a decrease in the number of live births to mothers residing in the City of Marikina to 340 live births—accounting for 6.4 percent of the total registered live births. The youngest teen mother recorded in the city for 2022 was 12 years old.

Figure 6. Number of Live Births by Age of the Mother,
City of Marikina: 2022 and 2021



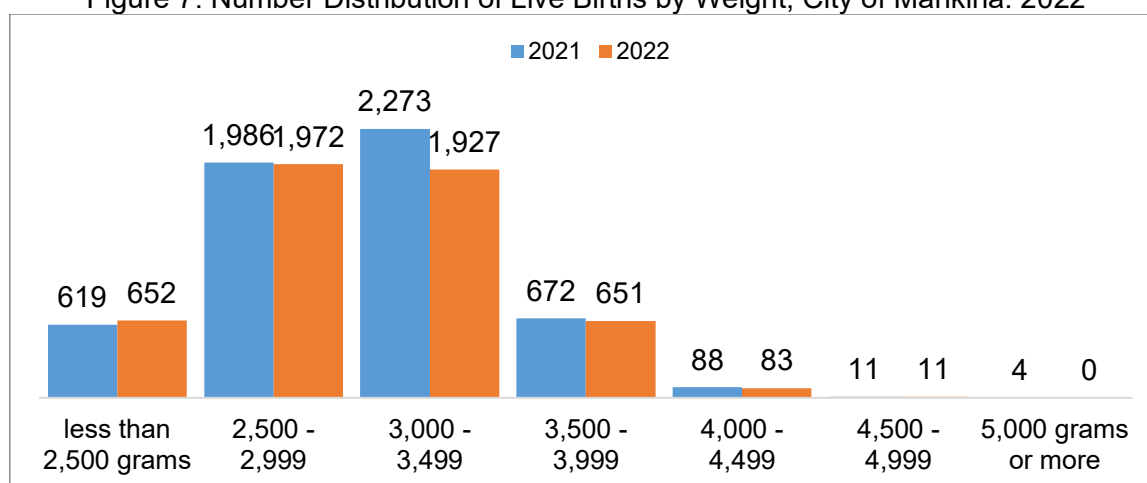
Source: Philippine Statistics Authority, Civil Registration Service, Vital Statistics Division

Nearly one in ten live births are classified as low birthweight


Out of 5,296 total registered live births, 4,644, or 87.7 percent, weighed 2,500 grams or more, while the remaining 652, or 12.3 percent, were classified as low birthweight (less than 2,500 grams).

From 2021 to 2022, the percentage of low birthweight babies rose by 5.3 percent.

Figure 7. Number Distribution of Live Births by Weight, City of Marikina: 2022



Source: Philippine Statistics Authority, Vital Statistics Division


HELEN L. ADOLACION
 Chief Statistical Specialist

JGA/JMB

Attachments:

1. Technical Notes
2. Statistical Tables

TECHNICAL NOTES

Introduction

Vital statistics are derived from information obtained at the time when the occurrences of vital events and their characteristics are inscribed in a civil register.

Vital acts and events are the births, deaths, fetal deaths, marriages, and all such events that have something to do with an individual's entrance and departure from life together with the changes in civil status that may occur to a person during his lifetime. Recording of these events in the civil register is known as vital or civil registration and the resulting documents are called vital records.

Definition of terms and concepts

Significant terminology and descriptions in the foregoing highlights and tables are defined below. Included are some items found in the certificates and summary measure used in describing the facts of events.

Live Birth is a complete expulsion or extraction from its mother of a product of conception, irrespective of the duration of the pregnancy, which after such separation, breathes or shows any other evidence of life, such as beating of the heart, pulsation of the umbilical cord, or definite movement of voluntary muscles, whether or not the umbilical cord has been cut or the placenta is attached; each product of such a birth is considered liveborn.

Daily Average refers to the arithmetic mean of birth occurrences per day.

Place of Occurrence refers to the place where the vital event took place.

STATISTICAL TABLES

Table 3. Number of Live Birth by Sex, City of Marikina: 2022 and 2021

| Sex | 2022 | 2021 |
|--------|-------|-------|
| Total | 5,296 | 5,653 |
| Male | 2,712 | 2,970 |
| Female | 2,584 | 2,683 |

Source: Philippine Statistics Authority, Vital Statistics Division

Table 4. Number and Percentage Distribution of Live Births by Place of Occurrence: 2022

| Region | Province | City/Municipality | No. | Percent (%) |
|---|----------------|---------------------|-------|-------------|
| National Capital Region | - | City of Marikina | 3,737 | 70.6 |
| Region IV-A (CALABARZON) | Rizal | Angono | 654 | 12.3 |
| National Capital Region | - | Quezon City | 620 | 11.7 |
| National Capital Region | - | City of Pasig | 117 | 2.2 |
| National Capital Region | - | City of Manila | 68 | 1.3 |
| National Capital Region | - | City of Taguig | 19 | 0.4 |
| Region III (Central Luzon) | Bulacan | Angat | 15 | 0.3 |
| National Capital Region | - | City of Makati | 10 | 0.2 |
| National Capital Region | - | City of San Juan | 9 | 0.2 |
| Region IV-A (CALABARZON) | Cavite | Alfonso | 6 | 0.1 |
| National Capital Region | - | City of Caloocan | 5 | 0.1 |
| National Capital Region | - | City of Mandaluyong | 5 | 0.1 |
| Region IV-A (CALABARZON) | Laguna | Alaminos | 3 | 0.1 |
| National Capital Region | - | Pasay City | 2 | 0.04 |
| Region II (Cagayan Valley) | Cagayan | Abulug | 2 | 0.04 |
| Region III (Central Luzon) | Nueva Ecija | Aliaga | 2 | 0.04 |
| Region III (Central Luzon) | Pampanga | Apalit | 2 | 0.04 |
| Region I (Ilocos Region) | Pangasinan | Agno | 2 | 0.04 |
| Region III (Central Luzon) | Tarlac | Anao | 2 | 0.04 |
| National Capital Region | - | City of Las Piñas | 1 | 0.02 |
| National Capital Region | - | City of Muntinlupa | 1 | 0.02 |
| National Capital Region | - | City of Valenzuela | 1 | 0.02 |
| Region X (Northern Mindanao) | Bukidnon | Baungon | 1 | 0.02 |
| Region V (Bicol Region) | Camarines Sur | Baao | 1 | 0.02 |
| Region XI (Davao Region) | Davao Oriental | Baganga | 1 | 0.02 |
| Region I (Ilocos Region) | Ilocos Norte | Adams | 1 | 0.02 |
| Region VI (Western Visayas) | Iloilo | Ajuy | 1 | 0.02 |
| Region II (Cagayan Valley) | Isabela | Alicia | 1 | 0.02 |
| Bangsamoro Autonomous Region in Muslim Mindanao (BARMM) | Maguindanao | Ampatuan | 1 | 0.02 |

Table 4. (conc.)

| Region | Province | City/Municipality | No. | Percent (%) |
|------------------------------|------------------|-------------------|-----|-------------|
| MIMAROPA Region | Marinduque | Boac (Capital) | 1 | 0.02 |
| Region X (Northern Mindanao) | Misamis Oriental | Alubijid | 1 | 0.02 |
| Region V (Bicol Region) | Sorsogon | Barcelona | 1 | 0.02 |
| Region III (Central Luzon) | Zambales | Botolan | 1 | 0.02 |
| Region III (Central Luzon) | Pampanga | City of Angeles | 1 | 0.02 |
| Region VII (Central Visayas) | Cebu | City of Cebu | 1 | 0.02 |

Source: Philippine Statistics Authority, Vital Statistics Division

Table 5. Number of Live Births by Month of Birth, City of Marikina: 2022 and 2021

| Month of Birth | 2022 | 2021 |
|----------------|-------|-------|
| Total | 5,296 | 5,653 |
| January | 450 | 383 |
| February | 389 | 362 |
| March | 391 | 429 |
| April | 433 | 453 |
| May | 406 | 472 |
| June | 456 | 470 |
| July | 320 | 486 |
| August | 302 | 556 |
| September | 564 | 577 |
| October | 546 | 535 |
| November | 511 | 477 |
| December | 528 | 453 |

Source: Philippine Statistics Authority, Vital Statistics Division

Table 6. Number of Live Births by Legitimacy Status, City of Marikina: 2022 and 2021

| Year | Legitimacy Status | | |
|------|-------------------|---------|-------------|
| | Total | Marital | Non-Marital |
| 2022 | 5,296 | 1,682 | 3,614 |
| 2021 | 5,653 | 1,732 | 3,291 |

Source: Philippine Statistics Authority, Vital Statistics Division

Table 7. Number of Live Births by Mother's Age Group, City of Marikina: 2022 and 2021

| Age of the Mother | 2022 | 2021 |
|-------------------|-------|-------|
| Total | 5,296 | 5,653 |
| 10-19 | 340 | 391 |
| 20-29 | 2,652 | 2859 |
| 30-39 | 2,070 | 2180 |
| 40-49 | 234 | 222 |
| Not Stated | - | 1 |

Source: Philippine Statistics Authority, Vital Statistics Division

Table 8. Number of Live Births by Birth Weight, City of Marikina: 2022 and 2021

| Birth Weight (in grams) | 2022 | 2021 |
|-------------------------|-------|-------|
| Total | 5,296 | 5,653 |
| less than 2,500 grams | 652 | 619 |
| 2,500 - 2,999 | 1,972 | 1,986 |
| 3,000 - 3,499 | 1,927 | 2,273 |
| 3,500 - 3,999 | 651 | 672 |
| 4,000 - 4,499 | 83 | 88 |
| 4,500 - 4,999 | 11 | 11 |
| 5,000 grams or more | 0 | 4 |

Source: Philippine Statistics Authority, Vital Statistics Division