



REPUBLIC OF THE PHILIPPINES

PHILIPPINE STATISTICS AUTHORITY

NCR Provincial Statistical Office II
(QUEZON CITY & CITY OF MARIKINA)



SPECIAL RELEASE

MARRIAGE STATISTICS IN THE CITY OF MARIKINA, 2022

Date of Release: 30 June 2025

Reference No.: 2025-SR-030

Explanatory Note

Data on marriages in this release were obtained from timely and belatedly registered marriages at the Local Civil Registry Office of City of Marikina, which was subsequently forwarded to the Philippine Statistics Authority-National Capital Region Provincial Statistical Office II (PSA-NCR PSO II).

The data presented includes marriages registered from January to December 2022, based on data files received by the PSA-Civil Registration Service from the PSA-NCR PSO II.

Registered marriages in the City of Marikina increases by 12.9 percent

There were 1,648 marriages registered in the City of Marikina for the year 2022, recording an increase of 12.9 percent from the 1,460 figures of the previous year.

Table 1. Number of Marriages by Registration Status, City of Marikina: 2022 and 2021

Year	Registration Status		
	Total	Timely	Late
2022	1,648	1,628	20
2021	1,460	1,424	36

Source: Philippine Statistics Authority, 2022 and 2021 Vital Statistics on Marriage

Out of the total marriages, 1,628, or 98.8 percent, were registered timely while 20, or 1.2 percent, were registered late. This data recorded a minimal difference with the percentage of timely and late registered marriages for 2021, with 97.5 percent and 2.5 percent, respectively.

December posted the highest number of marriages in 2022

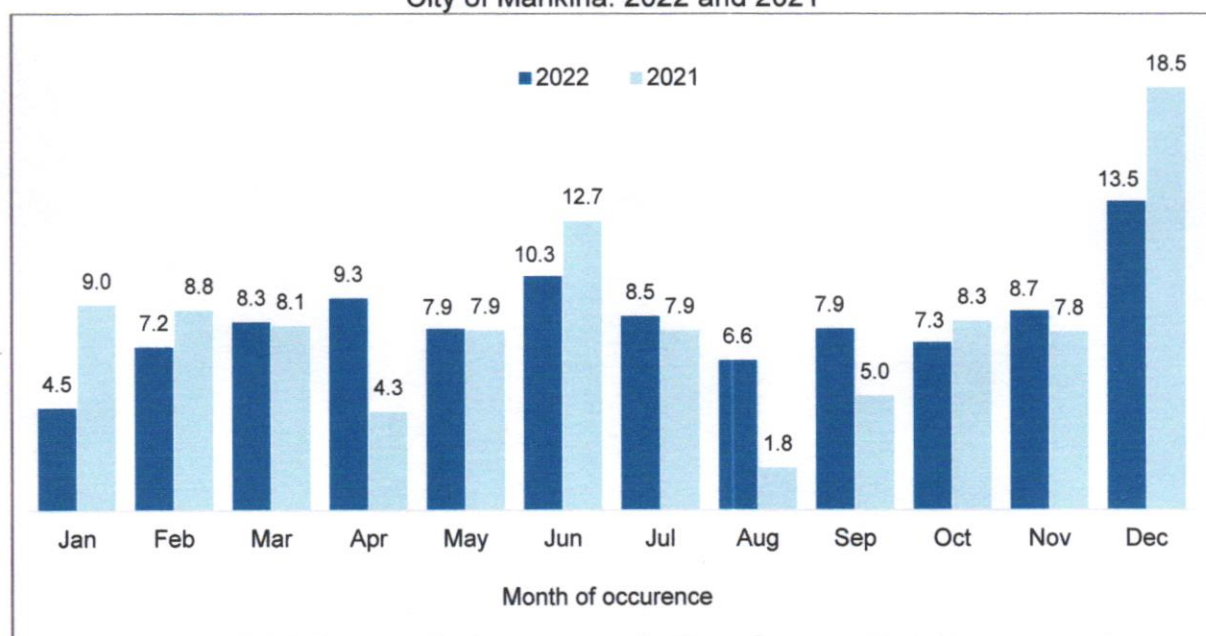
The highest number of marriages in 2022 occurred in December at 223, or 13.5 percent, followed by June, with 169, or 10.3 percent, and April, with 153, or 9.3 percent, of the total marriages. Meanwhile, August and January recorded the least number of marriages with 108, or 6.6 percent, and 74, or 4.5 percent, respectively.



8/F EDSA Grand Residences, 75 Corregidor Street corner EDSA
Barangay Ramon Magsaysay, Quezon City 1105

Tel. Nos. 8713-4472 / 8716-0828 • Email: ncr2@psa.gov.ph • Web: rssoncr.psa.gov.ph/NCRII

Figure 1. Percent Distribution of Marriages by Month of Occurrence, City of Marikina: 2022 and 2021



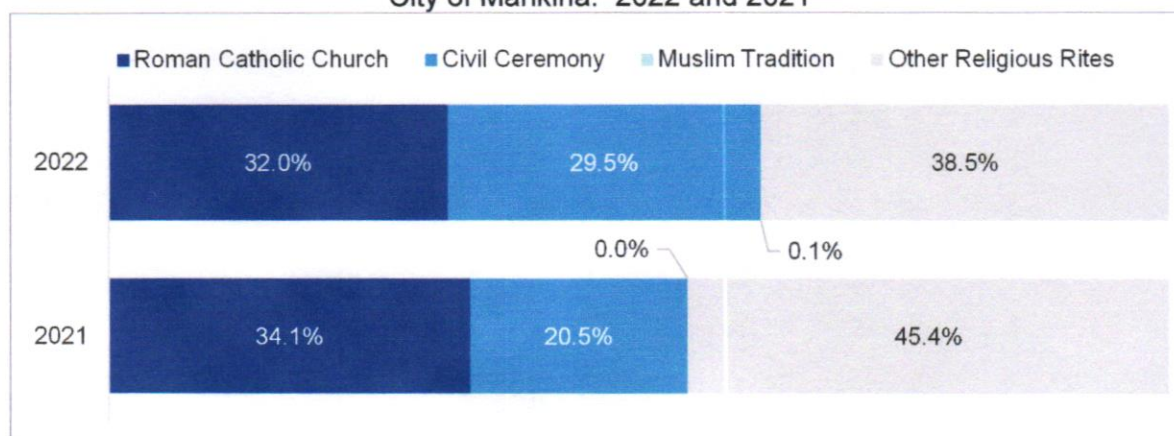
Source: Philippine Statistics Authority, 2022 and 2021 Vital Statistics on Marriage

The highest number of marriages during the previous year was still recorded in the month of December, with 270, or 18.5 percent, of the total marriages.

Three in eight marriages are solemnized through other religious rites

More than 500 matrimonial ceremonies (32.0%) in the City of Marikina were officiated by Roman Catholic Church, 29.5 percent were civil weddings while 0.1 percent were conducted under Muslim Tradition. The remaining 38.5 percent were solemnized through Other Religious Rites.

Figure 2. Percentage Distribution of Marriages by Type of Ceremony, City of Marikina: 2022 and 2021



Source: Philippine Statistics Authority, 2022 and 2021 Vital Statistics on Marriage

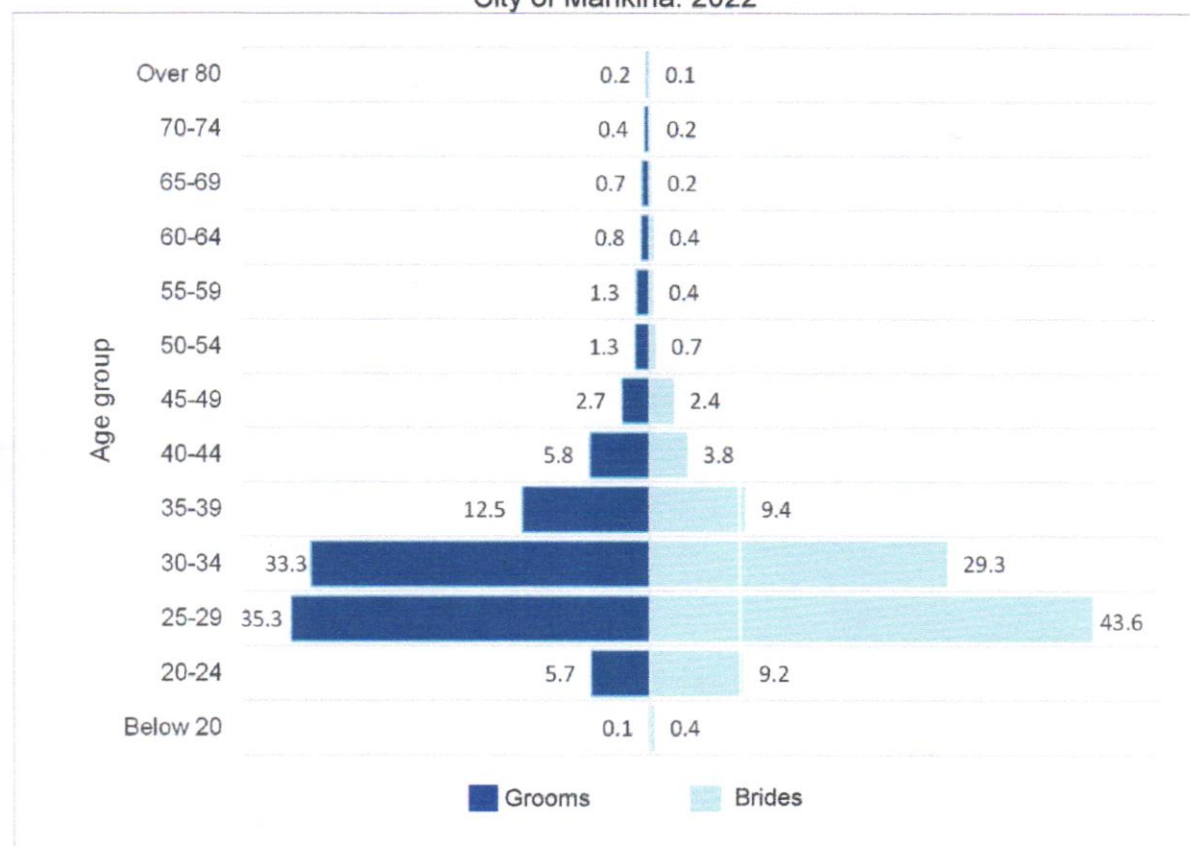
Civil weddings increased significant increase of 62.5 percent, with the number of registered marriages rising from 299 in 2021 to 486 in 2022.

Most men and women marry at the age of 25 to 29

The highest frequency of marriages in 2022 occurred among the age group 25 to 29, corresponding to 581 grooms (35.3%) and 718 brides (43.6%).

The youngest groom recorded in the year married at 19 years old while the youngest bride at 18 years old.

Figure 3. Percent Distribution of Marriages by Age Group of Groom and Bride, City of Marikina: 2022



Source: Philippine Statistics Authority, 2022 and 2021 Vital Statistics on Marriage

On the average, women marry at the age of 29; men at 31

In City of Marikina, the median age for grooms has increased to 31, a year older than the previous year, while the median age for brides remains unchanged at 29. This reflects a pattern of men marrying at slightly older ages, with no change observed for women.




One out of 25 marriages are transnational


Out of 1,648 marriages registered in the City of Marikina, 1,568 were found to be between both Filipinos. Among intermarriages with foreign nationals, a total of 61 Filipino women married non-Filipino men, while six Filipino men married women of foreign nationals. The other 13 marriages involved foreign nationals.

Table 2. Number of Marriages by Citizenship of Groom and Bride,
City of Marikina: 2022

Citizenship of the Groom	Citizenship of the Bride		
	Total	Filipino	Other Nationality
Total	1,648	1,629	19
Filipino	1,574	1,568	6
Other Nationality	74	61	13

Source: Philippine Statistics Authority, 2022 Vital Statistics on Marriage


HELEN L. ADOLACION
Chief Statistical Specialist


JSACD

Attachments:

1. Technical Notes
2. Statistical Tables
 - Table 3. Number of Marriages and Percent Share by Month of Occurrence, City of Marikina: 2022 and 2021
 - Table 4. Number of Marriages by Type of Ceremony, City of Marikina: Year 2022 and 2021
 - Table 5. Number and Percent Share of Marriages by Age Group of Groom and Bride, City of Marikina: 2022

TECHNICAL NOTES

Vital statistics are derived from information obtained at the time when the occurrences of vital events and their characteristics are inscribed in a civil register.

Vital acts and events are the births, deaths, fetal deaths, marriages, and all such events that have something to do with an individual's entrance and departure from life together with the changes in civil status that may occur to a person during his lifetime. Recording of these events in the civil register is known as vital or civil registration and the resulting documents are called vital records.

Marriage is a contract of permanent union between a man and a woman entered in accordance with law for the establishment of conjugal and family life. It is the foundation of the family and an inviolable social institution whose nature, consequences, and incidence are governed by law and not subject to stipulation, except that marriage settlements may fix the property relations during the marriage within the limits provided in the Family Code of the Philippines.

Daily Average refers to the arithmetic mean of marriage occurrences per day.

Sex Ratio refers to the number of males per one hundred females.

Usual Residence refers to the place where the person habitually or permanently resides.

Place of Occurrence refers to the place where the vital event took place.

STATISTICAL TABLES

Table 3. Number of Marriages and Percent Share by Month of Occurrence,
City of Marikina: 2022 and 2021

Month of Occurrence	2022		2021	
	Number	Percent Share	Number	Percent Share
Total	1,648	100.0	1,460	100.0
January	74	4.5	131	9.0
February	118	7.2	128	8.8
March	136	8.3	118	8.1
April	153	9.3	63	4.3
May	131	7.9	115	7.9
June	169	10.3	185	12.7
July	140	8.5	115	7.9
August	108	6.6	27	1.8
September	131	7.9	73	5.0
October	121	7.3	121	8.3
November	144	8.7	114	7.8
December	223	13.5	270	18.5

Source: Philippine Statistics Authority, 2022 and 2021 Vital Statistics on Marriages

Table 4. Number of Marriages by Type of Ceremony, City of Marikina: 2022 and 2021

Year	Type of Ceremony				
	Total	Roman Catholic Church	Civil Ceremony	Muslim	Other Religious Rites
2022	1,648	527	486	1	634
2021	1,460	498	299	-	663

Source: Philippine Statistics Authority, 2022 and 2021 Vital Statistics on Marriages

Table 5. Number and Percent Share of Marriages by
Age Group of Groom and Bride, City of Marikina: 2022

Age Group	Groom		Bride	
	Number	Percent share	Number	Percent share
All Ages	1,648	100.0	1,648	100.0
Below 20	1	0.1	7	0.4
20-24	94	5.7	151	9.2
25-29	581	35.3	718	43.6
30-34	549	33.3	483	29.3
35-39	206	12.5	155	9.4
40-44	96	5.8	62	3.8
45-49	44	2.7	40	2.4
50-54	22	1.3	11	0.7
55-59	21	1.3	6	0.4
60-64	13	0.8	7	0.4

Table 5 (conc.)

Age Group	Groom		Bride	
	Number	Percent share	Number	Percent share
65-69	11	0.7	4	0.2
70-74	7	0.4	3	0.2
75-79	-	-	-	-
80 years and over	3	0.2	1	0.1

Source: Philippine Statistics Authority, 2022 Vital Statistics on Marriages